



Division of Administration

OFFICE OF RISK MANAGEMENT

Annual Report 2023-2024

TABLE OF CONTENTS

Table of Contents	2
Executive Staff	3
Contact Information	3
Contracted Partners	3
Mission.....	5
Coverages	5
Exposures Reported	6
Underwriting.....	7
Commercial Insurance Placement	7
Building Appraisals	7
Billed Premiums.....	8
Loss Prevention	9
Safety Audits and Investigations.....	9
Loss Prevention Consultations and Training.....	9
Monthly Safety Spotlights.....	9
Risk Analysis Consulting	9
Elevator Inspections.....	9
Disaster Management and Recovery	10
ORM as the State’s FEMA Sub-Recipient.....	10
Claims.....	11
New Claims Opened (FY24).....	11
New Claims Opened - FY24 Compared to 5-Year Average.....	12
Pending Claims	13
Open (Pending) Claims at Fiscal Year End (6/30/2025).....	13
Litigation Status: Open (Pending) Fiscal Year End (6/30/2025)	13
Pending Claims – Top 10 by Department	14
New Claims (Counts and Overview)	17
General Liability	17
Cyber Liability (CYB)	17
Medical Malpractice (MM)	17
Property (PR).....	18
Road Hazard (RH)	18
Transportation (incl. Auto, Aircraft and Marine Vessels) (TR)	18
Worker’s Compensation (WC)	19
Financial Statements	20
Notes to the Financial Statements.....	32
State Comparisons.....	38
Five Year Claim History by Department and Agency (New Claims).....	40
Pending Claim Counts by Plan and Department	61

EXECUTIVE STAFF

State Risk Director:	Melissa Harris
State Risk Assistant Director:	Marsha Pemble
Attorney-General Counsel:	Joseph Roussel
State Risk Administrators:	
Claims	Ann Wax
Underwriting and Loss Prevention	Kristy Breaux
Property Claims & Disaster Management	Sherry Price
Accountant Administrator:	Vickie Aaron

CONTACT INFORMATION

Physical Address:	1201 North Third Street Claiborne Building, Suite G-192 Baton Rouge, Louisiana 70802
Mailing Address:	Post Office Box 91106 Baton Rouge, Louisiana 70821-9106
Telephone Numbers:	Voice: (225) 342-8500 Fax: (225) 342-8473
Public Website:	https://www.doa.la.gov/Pages/orm/Index.aspx
ORM/Sedgwick Website for State Agencies:	www.laorm.com

CONTRACTED PARTNERS

Actuary (Actuarial Services Including Risk Exposure Determinations, Reserving and Loss Limiting of Claims, Premium Development and Allocation, and Annual Loss Triangles)	Willis Towers Watson US LLC 800 North Glebe Road Arlington, VA 22203 (703) 258-8000 https://www.wtwco.com/en-us
Broker of Record (Broker Services for Commercial Insurance Placement)	Arthur J. Gallagher Risk Management Services, Inc. 235 Highlandia Drive, Suite 200 Baton Rouge, LA 70810 225.292.3515 www.ajg.com

Disaster Management Consultant
(Disaster Management, Mitigation and Recovery Expert
Services)

ICF
301 N Main Street, Suite 610
Baton Rouge LA 70825
<https://www.icf.com>

Elevator Inspector
(Elevator Inspection and Test Witnessing Services for Lift
Devices)

ATIS Elevator Inspections, LLC
2127 Innerbelt Business Drive, Ste. 210
St. Louis, MO 63144
<https://atis.com/>
(314) 441-3999

Third Party Administrator
(Claims Administration, Loss Prevention and Support
Services)

Sedgwick Claims Management Services, Inc.
P.O. Box 171816
Memphis, TN 38187-1865
<https://www.sedgwick.com/>
(225) 368-3500

MISSION

Our mission is to develop, direct, achieve and administer a cost-effective comprehensive risk management program for all agencies, boards and commissions of the State of Louisiana and for any other entity for which the state has an equity interest, in order to preserve and protect the assets of the State of Louisiana.

COVERAGES

Louisiana Revised Statutes 39:1527, et seq., further designates the Office of Risk Management (ORM) to be responsible for all Property and Casualty insurance purchased by ORM or self-insured by ORM for all State departments, agencies, boards, and commissions except those institutions exempted by statute¹.

ORM currently self-insures the following lines of coverage:

- Workers' Compensation and Employer's Liability
- Property, including Real Property and Moveable Property
- Equipment Breakdown (Boiler & Machinery)
- Bridge Property
- Surety, Fidelity and Performance Bonds
- Crime
- Automobile Liability and Physical Damage
- Commercial General Liability, which includes Professional Liability & Public Officials/Employees
- Publishers' Media Liability
- Medical Malpractice Liability

ORM purchases commercial coverage in lieu of self-insurance; and, excess/reinsurance coverage over self-insurance for various lines including the following:

- Excess Property
- Excess Equipment Breakdown
- Fine Arts
- Cyber
- Terrorism
- Aviation Hull and Liability
- Airport Liability
- Wet Marine Hull and Protection and Indemnity
- Professional Liability/General Liability for Student Experiential Learning (Internships) at Higher Education Institutions

ORM also purchases commercial workers compensation and bond and crime coverage for SMG/ASM's operations at the Superdome and Arena, to satisfy the State's contractual obligations.² Additional coverage information is located in the Notes to the Financial Statement under Self-Insurance Fund.

¹ Exempted institutions includes some institutions within the LSU System.

² ORM no longer purchases commercial general liability for the Superdome and Arena. The agreement was amended and SMG/ASM is now responsible for securing coverage.

EXPOSURES REPORTED

COVERAGE	EXPOSURE	6/30/2023	6/30/2024
WORKER'S COMPENSATION	Regular Payroll ³	\$4,268,932,505	\$4,613,190,136
GENERAL LIABILITY⁴	Total Compensation ⁵	\$4,305,247,505	\$4,641,495,136
AUTOMOBILE LIABILITY	Total Miles ⁶	113,939,459	124,989,140
AUTO PHYSICAL DAMAGE	# of Licensed Vehicles ⁷	10,970	11,718
BOILER & MACHINERY	Boiler & Mach. Values	\$1,539,857,154	\$1,754,243,521
PROPERTY	Property Values	\$23,163,948,432	\$25,727,043,812
BONDS - SI	# of FTE Employees + O/S Board	66,937	67,752
CRIME - SI	Peak Exposure- Crime ⁹	\$1,772,938	\$2,004,203
MEDICAL MALPRACTICE:			
<i>Hospitals/Medical Schools:</i>			
	Emergency Room Visits	17,608	17,234
	Hospital Clinic Visits	200,037	198,867
	Hospital Patient Days	971	1,282
	# of Babies Birthed	0	0
	# Outpatient Surgeries	1,295	1,298
	Average # of Interns/Residents	1,571	1,594
	Average # of Employee Physicians	1,030	1,027
	Average # of Contract Physicians	440	495
<i>Non-Hospitals/Medical Schools:</i>			
	Clinic Visits	1,171,597	1,205,491
	Patient Days	664,700	647,425
	Average # of Interns/Residents	846	872
	Average # of Employee Physicians	102	104
	Average # of Contract Physicians	206	189
	Other Med Mal Exposures¹⁰	70,224	90,648

³ Worker's Compensation: Gross payroll plus maritime payroll. Excludes Superdome and Arena, covered under a separate commercial Worker's Compensation policy.

⁴ General Liability and Personal Injury Liability combined

⁵ Total compensation is all gross payroll plus average payroll for non-State employee board members (average number of non-State employee board members per quarter multiplied by \$15,000)

⁶ Total miles is total public vehicle miles plus 5% of private vehicle miles

⁷ Licensed vehicles includes licensed trailers as well as licensed motorized vehicles

⁸ Average number per quarter: full time EE plus part time EE plus non-State employee Members (excludes SK Arena/Superdome EEs and seven board members. They have a separate commercial policy.)

⁹ Peak Exposure - Crime - The total sum of the largest amount of cash on hand at any one time for each agency during the 4th quarter (Superdome/Arena have separate commercial crime policy so they are not included)

¹⁰ This consists primarily of nursing exposure, which includes medical students involved in clinical training. The exposure is per student, per clinical training course, per quarter.

UNDERWRITING

Commercial Insurance Placement

The State, through its Broker, continued to build upon its market relationships to place insurance effective July 1, 2024 on total property values of \$25,279,058,591. The property program is led by Lloyds of London, Beazley Syndicate. The market rate for the overall property program decreased by 5%. The total premium increased by 9.93% due to a large increase in Total Insured Values (TIV). The State is no longer retaining 7.5% of the primary \$100,000,000 layer, as it fully subscribed this year. Additionally, the State secured an extra \$15,000,000 in Catastrophic (CAT) limits; raising the CAT limit for flood and earthquake to \$275,000,000 and the CAT limit for Named Storm to \$315,000,000. Overall, this is an exemplary outcome, especially considering the State's losses and the current market conditions. Additionally, various property program options were received such as value increases, limits, retentions, second event and parametric options.

Part of the continued success of the State's property program is due to consistent communication with the global underwriting community. Foreign and domestic in-person meetings between ORM, the brokers and the markets occurred throughout the year. Most of the underwriters involved in the State's property program have been participating for several years. However, discussions also included potential new market partners. A combination of parametric options were bound again this renewal, maintaining the coverage scope both in terms and geographic footprint. Pricing and terms for the ancillary lines remained competitive.

ORM's intent is not only to save money and significantly improve coverage terms - both of which have been accomplished - but also to take steps necessary to create a long-lasting property program that will stand against another severe storm season. The intent is to garner rate protection, create program stability and partner with those carriers who provide competitive options and terms. As it stands now, Gallagher and ORM do expect to see the upcoming 2025 marketplace to be less chaotic with fewer capacity issues. However, updated 2023 modeling (recently released) is not favorable to Louisiana. ORM is prepared to adjust the program in upcoming fiscal years to minimize premium increases while still providing adequate coverage to protect the State's assets.

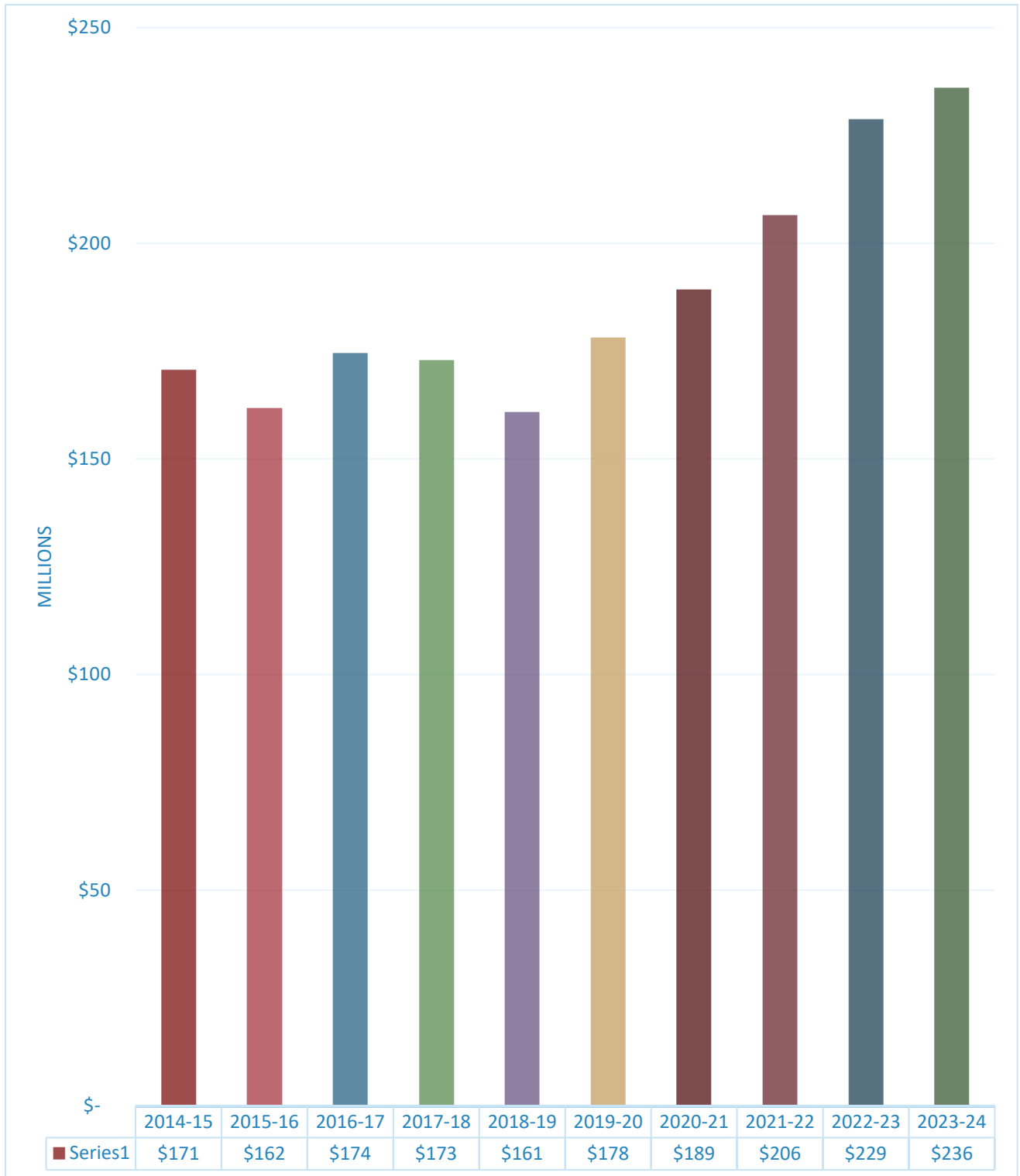
Protecting the State's budget, while cost effectively insuring the State's assets, remains paramount through the process with every renewal. The success of the placements from 2015 through 2024 are evidenced by the pricing, coverage terms, and the number of markets competing for participation in the State's program.

Act 715 of 2014 continues to save significant dollars and reap benefits critical to the State and its ability to recover from a catastrophic event. The Commercial Insurance Placement report is available at: <https://www.doa.la.gov/dao/orm/reports/>.

Building Appraisals

There were 8,132 buildings on the insured schedule at the beginning of FY24. Of those, 1,946 were successfully reappraised. At re-appraisal, forty-five buildings were found to be demolished and three were under construction. Reappraisals occur on a rotating 5-year cycle.

Billed Premiums



LOSS PREVENTION

Safety Audits and Investigations

Sedgwick, ORM's Third Party Administrator (TPA), completed 1,447 walkthroughs, 360 compliance reviews, 160 full audits, and 8 investigations.

Loss Prevention Consultations and Training

Sedgwick conducted 83 consultations during FY24. They conducted 104 training sessions (2,507 attendees) during FY24, which included topics such as: accident investigation, Bloodborne Pathogens, safety meetings, supervisor responsibilities, inspections, incident investigation, job safety analyses, ergonomics, driver training, and forklift (in-person classes). Consultations included an overview of the Loss Prevention Program for new agency safety coordinators; verification of corrective actions by agencies (ex. boiler inspection deficiencies); review new and existing policies for compliance with LP requirements; guidance on walkthrough inspections; using the online system to report claims.

Monthly Safety Spotlights

In partnership with Gallagher, the State's Broker of Record, ORM sends out a different safety-related topic (PowerPoint and/or Word document) each month to all state agencies that they can use directly, or as a supplement, in complying with the Loss Prevention Program safety meeting requirements. Gallagher/ORM Safety Spotlights included: Holiday Cyber Safety and Security, Acts of Workplace Violence, UV Protection, Insect Stings, Safe Lifting Methods, Housekeeping, Summer Safety, Grounds keeping Safety, Gasoline Safety, Safety Footwear, Electrical Panel Safety, Lockout/Tagout and Finger and Hand Injuries.

Risk Analysis Consulting

During FY24, Sedgwick completed an overall loss analysis for the Department of Children and Family Service, the Office Juvenile Justice, and the Raymond Laborde Correctional Center. The analyses highlight claim experience trends over a five-year period. Sedgwick provided trending across multiple lines of business including Automobile, General Liability, Property, Professional Liability and Workers' Compensation. Findings in each report commonly address high severity losses as well as overall injury frequency and severity trends.

Elevator Inspections

During FY 2023-2024, ATIS Elevator Inspections, LLC, the elevator inspection contractor performed 1,908 separate inspections and conducted 1,388 testing service calls on elevators and lift devices in State facilities.

DISASTER MANAGEMENT AND RECOVERY

There were no federal disaster declarations related to weather events in FY24. However, several winter freezes occurred in January 2024, resulting in approximately \$1,500,000 million in damages.

Claims related to Hurricanes Laura, Delta, Zeta, and Ida remain ongoing as agencies and higher education facilities progress with reconstruction. Although some outstanding damages remain, related to the 2021 Winter Freeze and the 2021 Flooding events, repairs arising from these disasters are close to completion.

Recovery efforts for Hurricanes Laura, Delta, Zeta and Ida; the February 2021 winter storm; and the May 2021 floods continue. ORM continues to work with the Federal Emergency Management Agency (FEMA) and State entities to maximize recoveries for damages from these events. Repairs and replacement of damaged property remain ongoing for these disasters.

ORM is working with Governor's Office of Homeland Security and Emergency Preparedness (GOHSEP) and FEMA to obtain hazard mitigation funds from past disasters for our user agencies. Funds from the 404 Hazard Mitigation Grant Program are used to help build resiliency and reduce damage impact from future disasters.

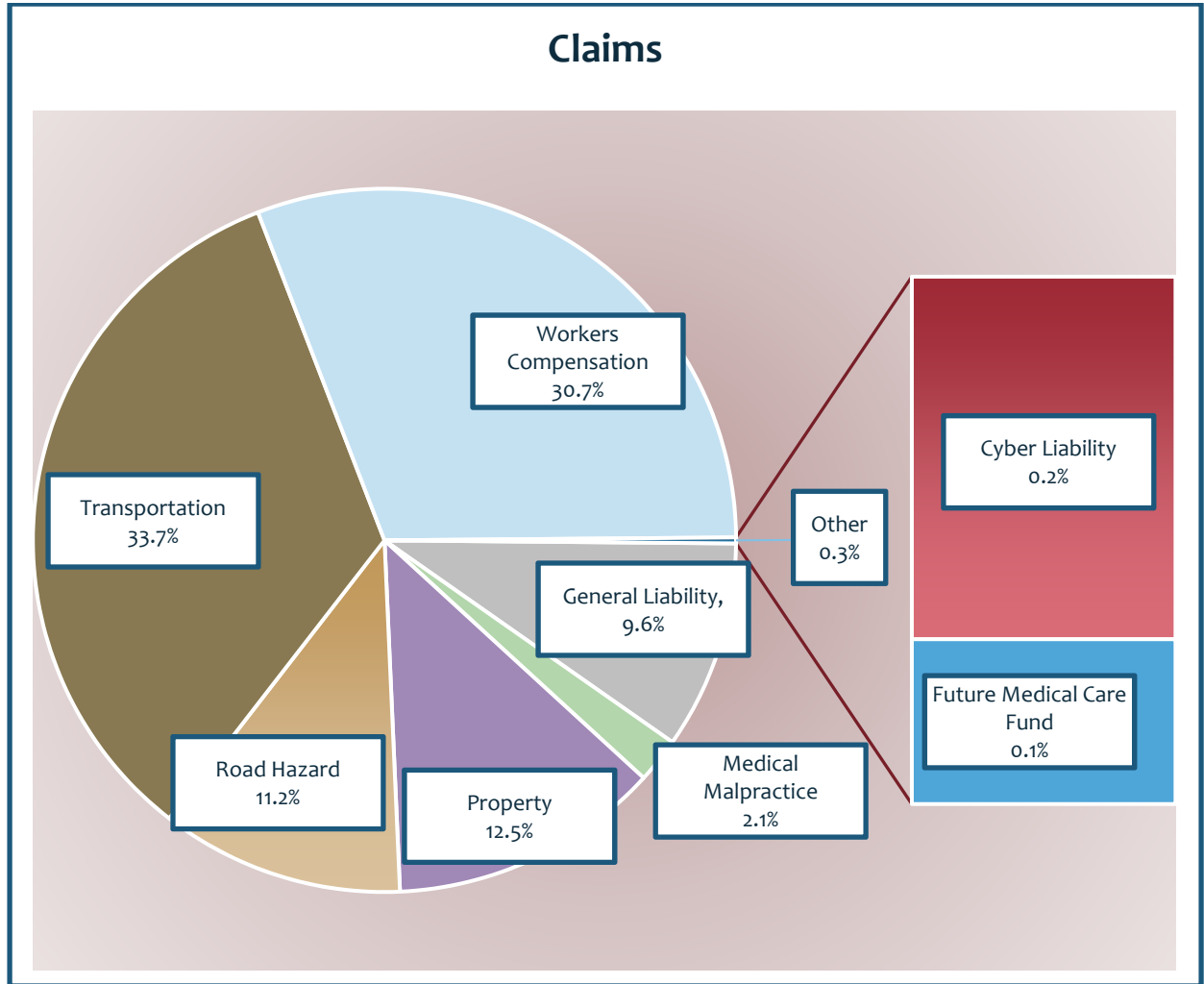
Additional information can be found in the Notes to the Financial Statements.

ORM as the State's FEMA Sub-Recipient

ORM was first designated as the State's Subrecipient for the FEMA Public Assistance Program (PA) for all State-owned property, effective August 27, 2012. ORM continues to serve as the State's subrecipient for most categories of assistance under the FEMA program. ORM is a subrecipient for HUD, CDBG-DRU grants made available to fund the State's cost share for the two 2016 flooding events. ORM is also a subrecipient for the newer CDBG non-federal cost share program for Hurricane Laura, Hurricane Delta, the May 2021 Flood, and Hurricane Ida, which is limited to PA projects that met the large project threshold and were for Category B work under the FEMA Public Assistance Program. ORM is a sub applicant for FEMA HMGP related to Hurricane Laura, 2021 Winter Storms, and Hurricane Ida.

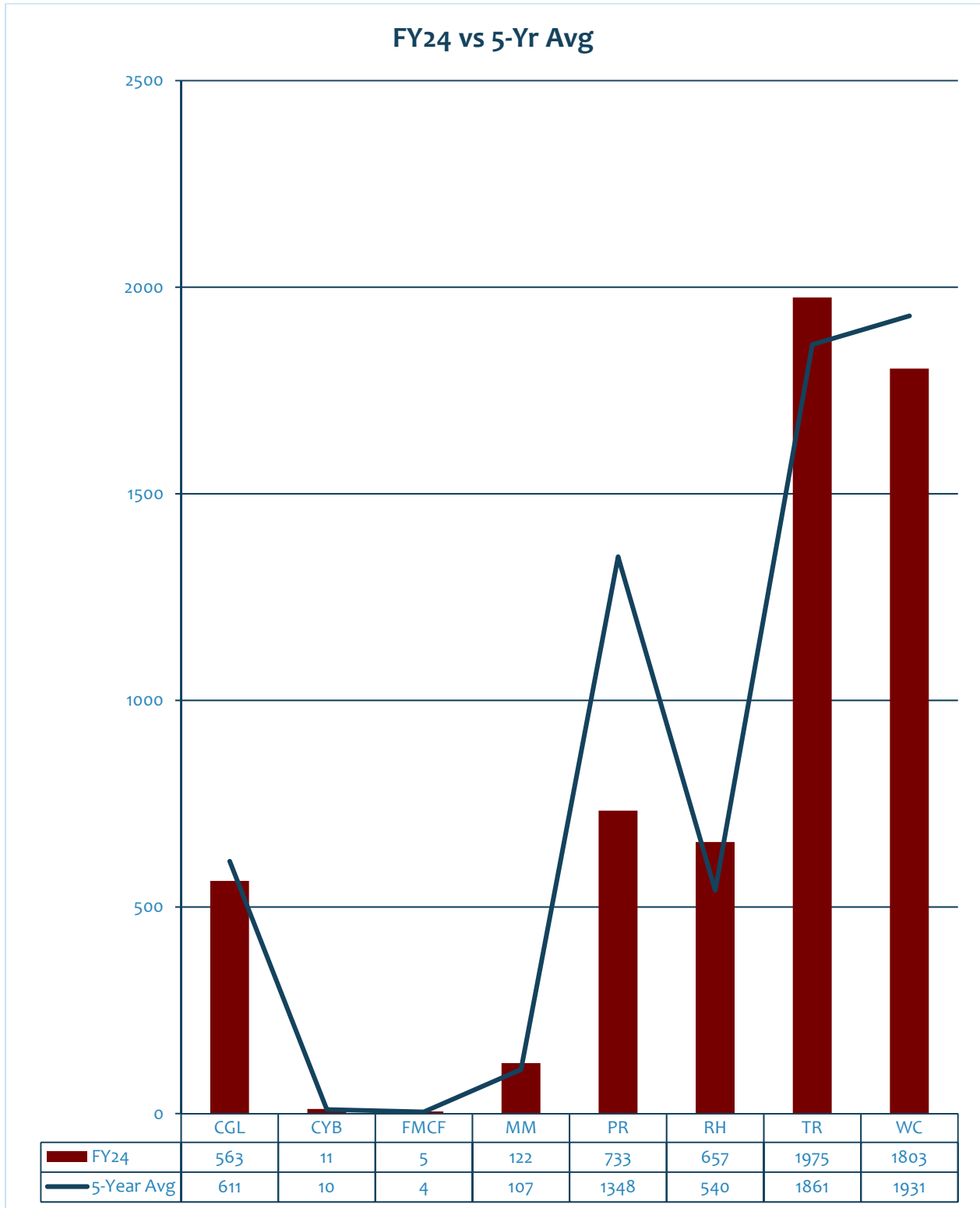
CLAIMS

New Claims Opened (FY24)



Plan	Claims
General Liability	563
Cyber Liability	11
Future Medical Care Fund	5
Medical Malpractice	122
Property	733
Road Hazard	657
Transportation	1975
Workers Compensation	1803
Total	5872

New Claims Opened - FY24 Compared to 5-Year Average



Pending Claims

ORM ended the fiscal year (FYE) with a total of 6,845 open claims. Worker’s Compensation had the highest number of open claims with 1,987 followed by Property with 1,623. General Liability and Road Hazard have the largest percentage of litigated claims with 93.82% and 85.5% respectively. Litigated claims comprised 36% (2,467) of all open claims at FYE.

Open (Pending) Claims at Fiscal Year End (6/30/2025)

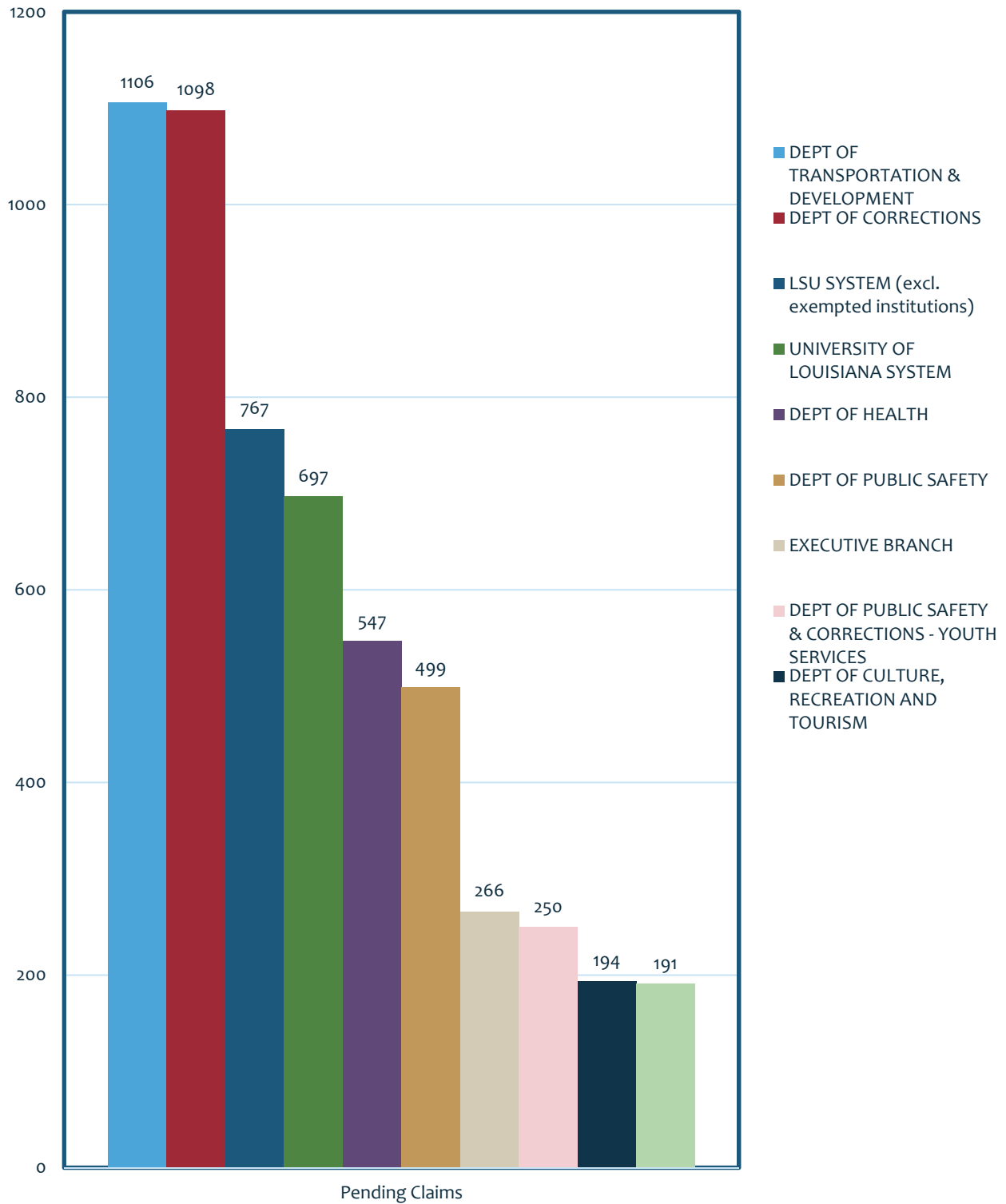
Plan	Open Claims
General Liability	1068
Cyber Liability	9
Future Medical Care Fund	76
Medical Malpractice	459
Property	1623
Road Hazard	531
Transportation	1044
Workers Compensation	1987
Total	6797

Litigation Status: Open (Pending) Fiscal Year End (6/30/2025)

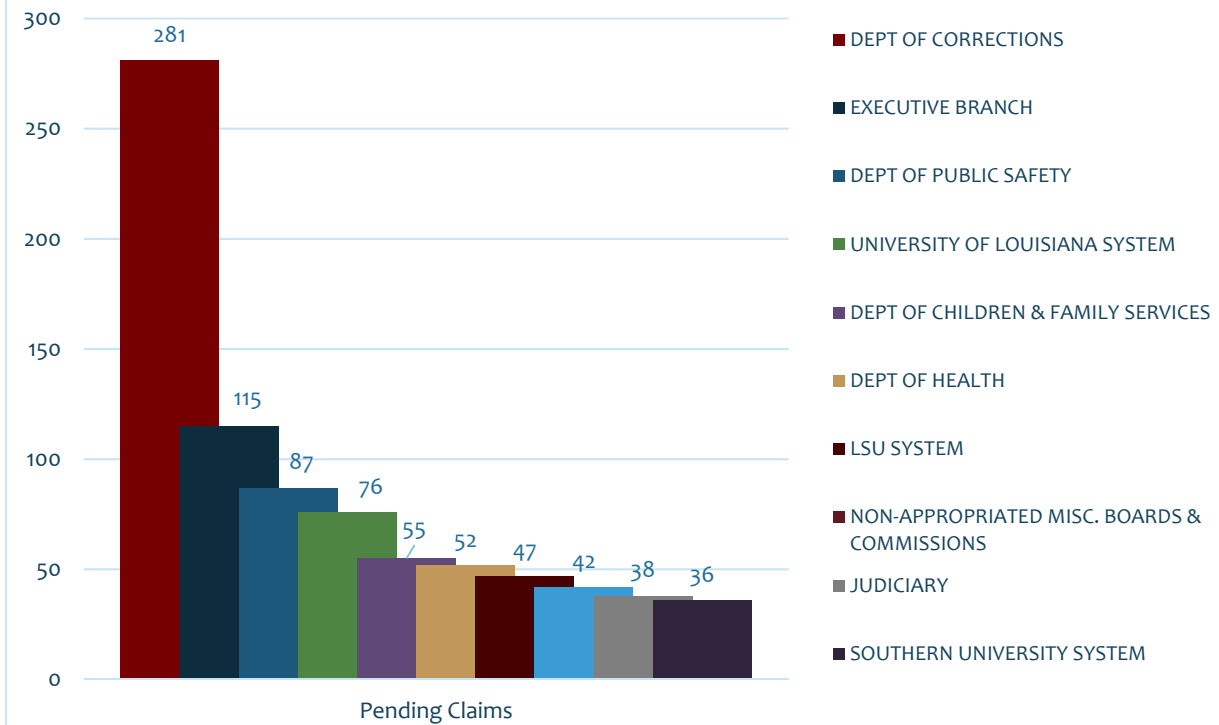
Plan	Non-Litigated	Litigated	% Litigated
General Liability	66	1002	93.82%
Cyber Liability	8	1	11.11%
Future Medical Care Fund	48	28	36.84%
Medical Malpractice	304	155	33.77%
Property	1602	21	1.29%
Road Hazard	77	454	85.50%
Transportation	698	346	33.14%
Workers Compensation	1527	460	23.15%
Total	4378	2467	36.04%

Pending Claims – Top 10 by Department

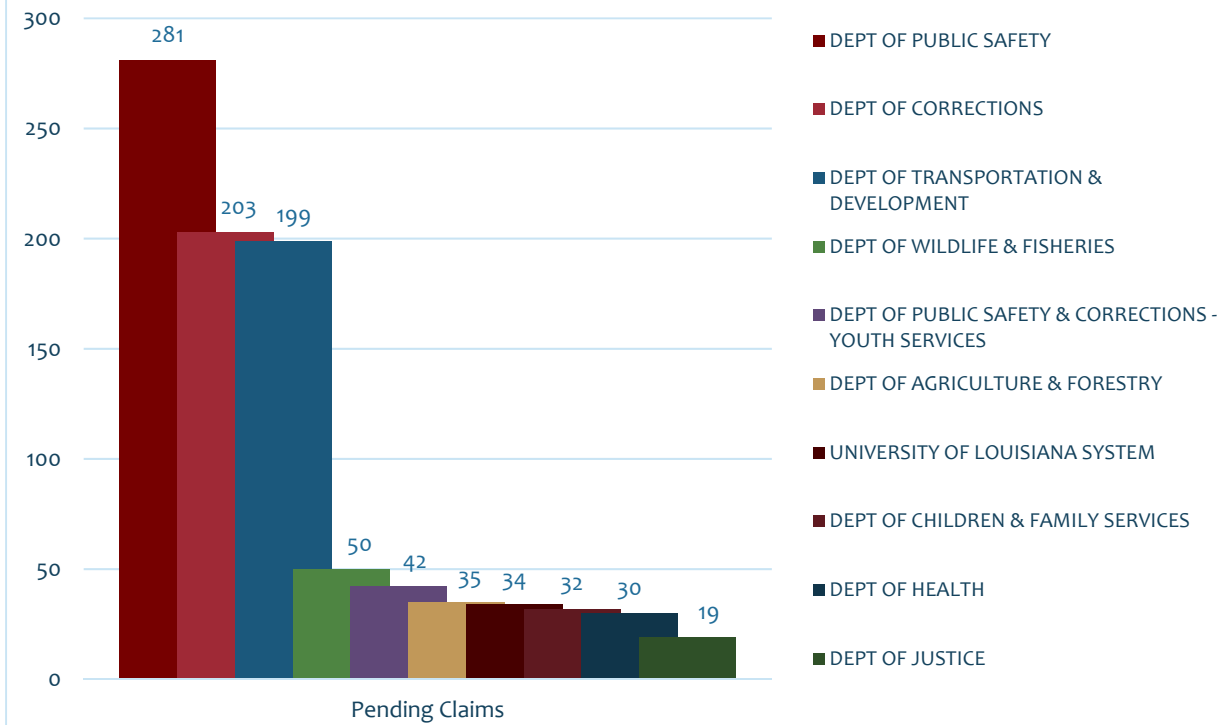
Top 10 All Plans



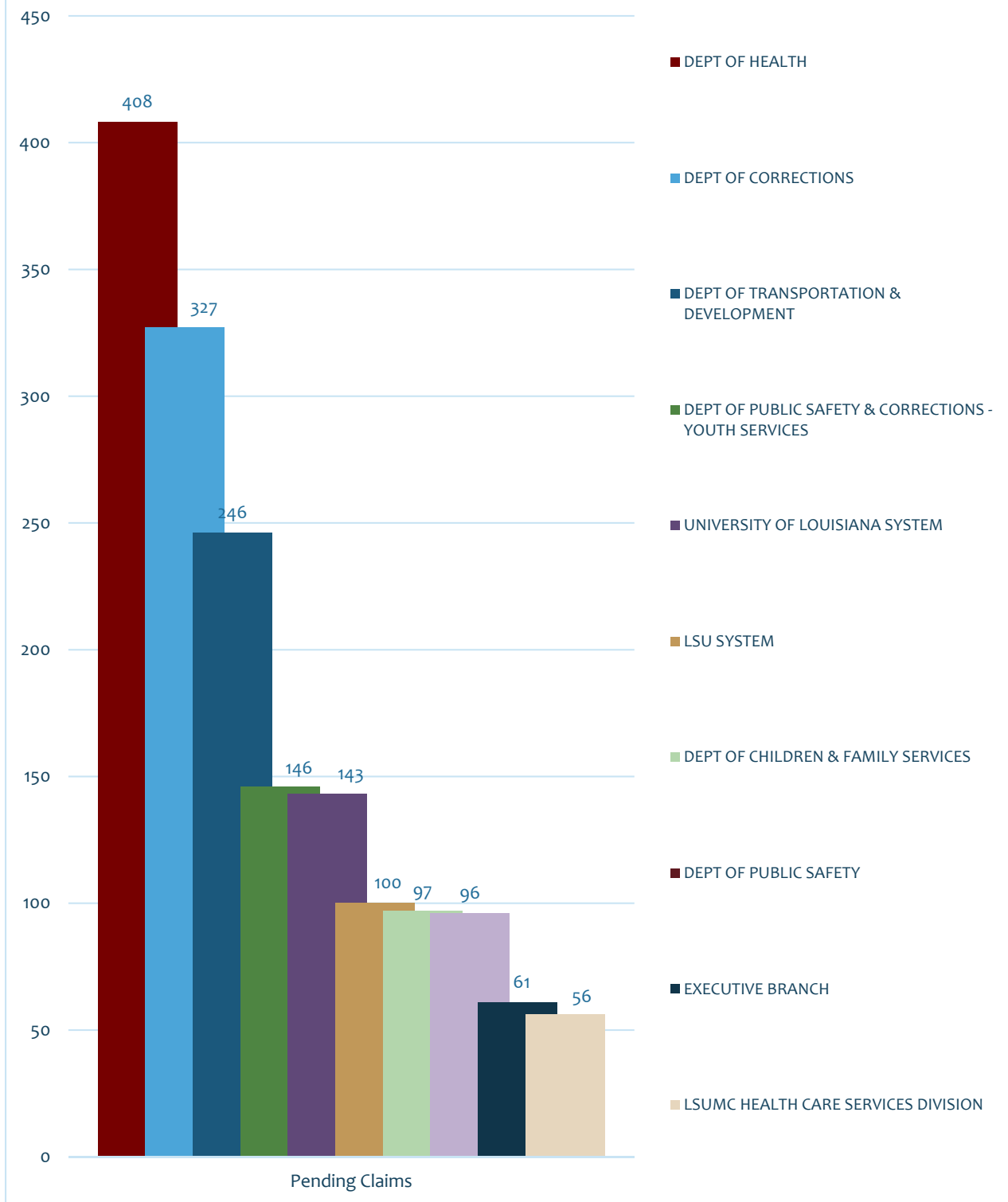
Top 10 - General Liability



Top 10 - Transportation

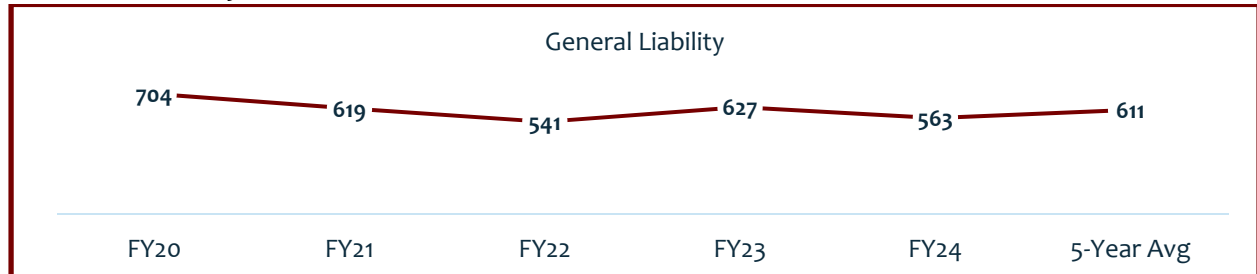


Top 10 - Worker's Compensation



New Claims (Counts and Overview)

General Liability

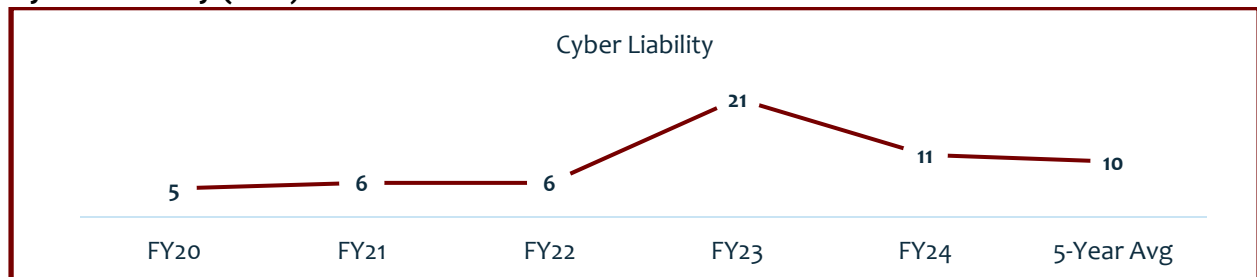


New General Liability claims decreased over the prior fiscal year by 64 claims. There were 563 new claims compared to 627 in the prior fiscal year. The number of DCFS claims relative to foster children has decreased. However, civil rights and excessive force claims have increased.

New Legislation - Act 423, effective July 1, 2024, extends prescription on tort actions from one year to two years. The Act has prospective application only.

There were 1,068 open/pending GL claims as of June 30, 2024; 1,002 are in litigation.

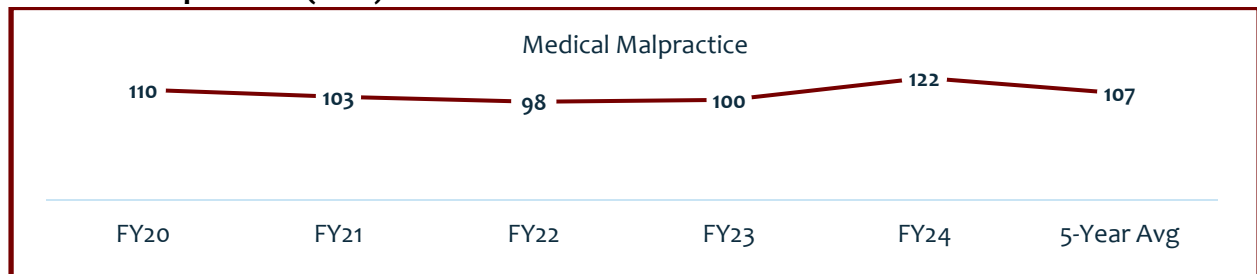
Cyber Liability (CYB)



New Cyber claims decreased over the prior fiscal year by 10 (48%) claims. Eleven new Cyber claims were opened in FY24 compared to 21 in FY23.

Nine Cyber claims were open as of June 30, 2024; 1 is litigated.

Medical Malpractice (MM)




New Medical Malpractice claims increased over the prior fiscal year by 22 claims; ORM opened 100 new medical malpractice claims in FY23. This marks the only increase over the prior year in the five-year period. The decreased

exposure due to the closure and privatization of multiple State hospitals had resulted in a reduction of new claims over the prior 5-year period.

There were 459 open/pending MM claims as of June 30, 2024; 151 are in litigation, 7 more than the prior year.

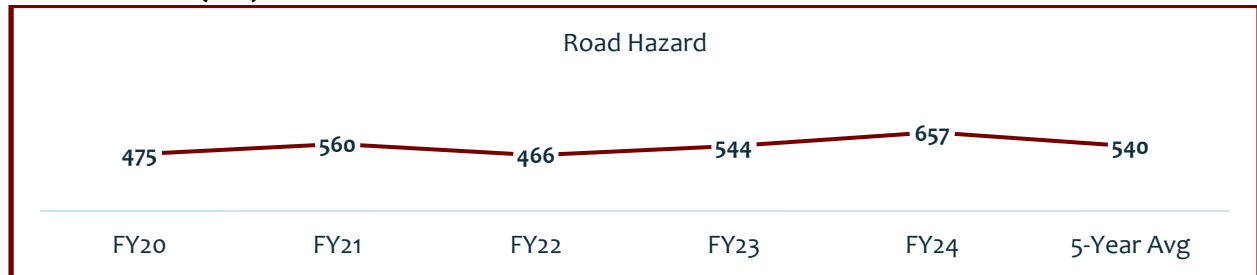
Property (PR)



New Property claims increased over the prior fiscal year by 87 (13%) claims. In FY24, 1,532 claims were closed.

Several winter freezes occurred in January 2024, resulting in approximately \$1.5 million in damages. However, there were no weather-related federal disaster declarations. There were 1,602 open/pending Property claims as of June 30, 2024; 21 are in litigation.

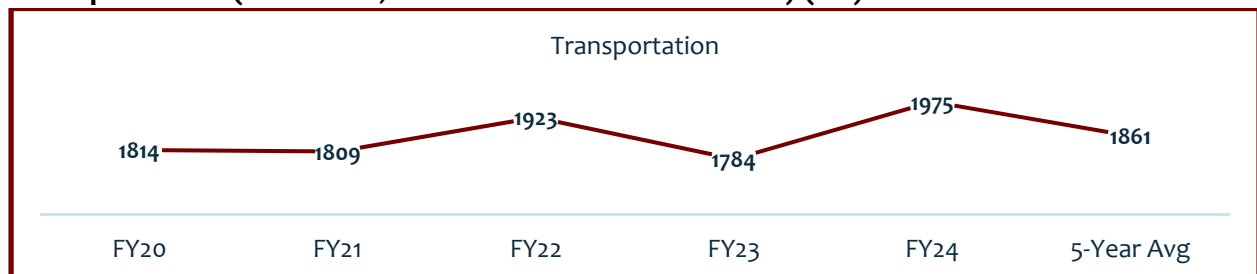
Road Hazard (RH)



New Road Hazard claims increased over the prior fiscal year by 113 (21%) claims. FY24 new claims opened (657) also exceeded the five-year average. Thirty-one appropriated Road Hazards judgments were paid in FY24 totaling \$6,809,247. One appropriation remains unpaid due to a lack of response from plaintiff's counsel. It was rolled forward to be paid in FY25.

There were 531 open/pending RH claims as of June 30, 2024; 454 are in litigation.

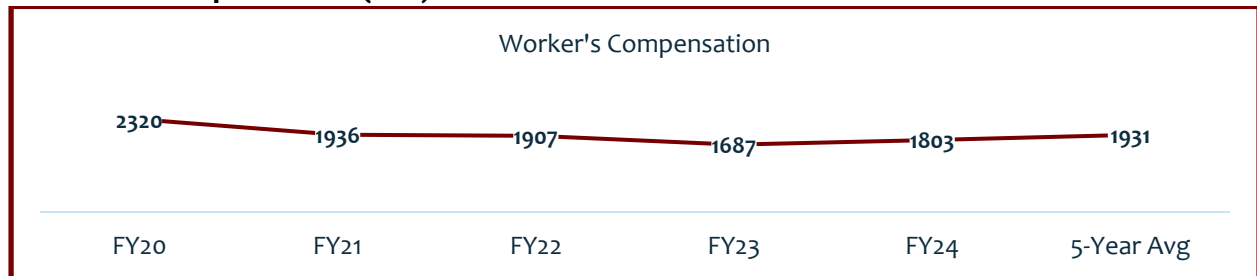
Transportation (incl. Auto, Aircraft and Marine Vessels) (TR)



New Transportation claims increased over the prior fiscal year by 191 (11%) claims. At fault rear-end collisions continue to be a driver for frequency. Such accidents often leave the state with little to no defenses. Inflation has caused significant increases in the cost of vehicle repairs and supply chain issues have led to increased rental car costs due to repair delays.

There were 1,044 open/pending Transportation claims as of June 30, 2024; 346 are in litigation.

Worker's Compensation (WC)



New Workers Compensation claims increased over the prior fiscal year by 116 (7%) claims. COVID claims continue to be reported by some agencies, however, these are routinely denied as non-compensable. Injured workers who have been released to return to some form of employment by a treating physician are being brought back to work utilizing ORM's Transitional Duty Employment program. In FY24, two hundred and nine (209) injured employees were returned to work with their employers in a transitional duty capacity. This resulted in a fiscal year savings of \$2,171,330 of lost time benefits during last fiscal year, and the third consecutive fiscal year with savings in excess of \$2,000,000.

There were 1,987 open/pending Worker's Compensation claims as of June 30, 2024; 460 are in litigation.

FINANCIAL STATEMENTS

Office of Risk Management- Self Insurance Fund

June 30, 2024

Statement of Financial Position

ASSETS	
Cash and investments	\$ 65,349,749
Insurance receivables	28,432,583
Interest receivable and other assets	15,872,150
Prepaid insurance	58,870,681
Capital assets, net of accumulated depreciation	172
Total assets	<u>\$ 168,525,335</u>

LIABILITIES AND NET ASSETS

Liabilities	
Loss and expense reserves	\$ 1,014,348,814
Unearned premium	-
Other liabilities	2,365,917
Total liabilities	<u>1,016,714,731</u>
Net assets	
Unrestricted net assets	(848,189,396)
Total liabilities and net assets	<u>\$ 168,525,335</u>

Statement of Activities and Changes in Net Assets

OPERATING REVENUES	
Premiums written	\$ 235,835,264
Other revenue	43,481
Disaster Recoveries	45,704,312
Excess Commercial Recovery Revenue	2,000,000
General fund appr./non-tort reimbursement	14,939,752
Less: Cost of insurance	(55,154,900)
Total operating revenues	<u>243,367,909</u>
OPERATING EXPENSES	
General and administrative expenses	5,415,571
Claims cost:	
Losses	131,000,686
Less: Deductible payment in lieu of premiums	(901,925)
Allocated loss adjustment expense	52,780,097
Unallocated loss adjustment expense	30,073,704
Change in provision for losses/expenses	(3,820,745)
Total operating expenses	<u>214,547,388</u>
Operating income (losses)	28,820,521
NON-OPERATING REVENUES (EXPENSES)	
Interest income	302,265
Gain(loss) on disposal of capital assets	-
Total non-operating revenues (expenses)	<u>302,265</u>
Net income (losses) before transfers	29,122,786
Transfers in	
Transfers out	(748,020)
Total (net) transfers	<u>(108,341)</u>
Change in net assets	29,014,445
Total net assets - beginning	(877,112,642)
Prior period adjustment	(91,199)
Total net assets - beginning, adjusted	<u>(877,203,841)</u>
Total net assets - ending	<u>\$ (848,189,396)</u>

Auto Liability

June 30, 2024

Statement of Financial Position

ASSETS	
Cash and investments	\$ 11,791,325
Insurance receivables	406,827
Interest receivable and other assets	1,280
Prepaid insurance	-
Capital assets, net of accumulated depreciation	-
Total assets	\$ 12,199,432

LIABILITIES AND NET ASSETS	
Liabilities	
Loss and expense reserves	\$ 61,381,434
Unearned premium	-
Other liabilities	443,086
Total liabilities	61,824,520
Net assets	
Unrestricted net assets	(49,625,088)
Total liabilities and net assets	\$ 12,199,432

Statement of Activities and Changes in Net Assets

OPERATING REVENUES	
Premiums written	\$ 13,697,407
Other revenue	537
Disaster Recoveries	-
Excess Commercial Recovery Revenue	-
General Fund appr./non-tort reimbursement	-
Less: Cost of insurance	-
Total operating revenues	13,697,944
OPERATING EXPENSES	
General and administrative expenses	293,100
Claims cost:	
Losses	5,780,085
Less: Deductible payment in lieu of premiums	-
Allocated loss adjustment expense	4,836,866
Unallocated loss adjustment expense	1,231,021
Change in provision for losses/expenses	11,807,641
Total operating expenses	23,948,713
Operating income (losses)	(10,250,769)
NON-OPERATING REVENUES (EXPENSES)	
Interest income	17,290
Gain(loss) on disposal of capital assets	-
Total non-operating revenues (expenses)	17,290
Net income (losses) before transfers	(10,233,479)
Transfers in	-
Transfers out	(414,198)
Total (net) transfers	(414,198)
Change in net assets	(10,647,677)
Total net assets - beginning	(38,977,411)
Prior period adjustment	-
Total net assets - beginning, adjusted	(38,977,411)
Total net assets - ending	\$ (49,625,088)

Auto Physical Damage

June 30, 2024

Statement of Financial Position

ASSETS	
Cash and investments	\$ (4,961,054)
Insurance receivables	578,306
Interest receivable and other assets	166
Prepaid insurance	-
Capital assets, net of accumulated depreciation	-
Total assets	\$ (4,382,582)

LIABILITIES AND NET ASSETS	
Liabilities	
Loss and expense reserves	\$ 3,207,907
Unearned premium	-
Other liabilities	3,748
Total liabilities	3,211,655
Net assets	
Unrestricted net assets	(7,594,237)
Total liabilities and net assets	\$ (4,382,582)

Statement of Activities and Changes in Net Assets

OPERATING REVENUES	
Premiums written	\$ 1,990,888
Other revenue	69
Disaster Recoveries	-
Excess Commercial Recovery Revenue	-
General fund appr./non-tort reimbursement	-
Less: Cost of insurance	-
Total operating revenues	1,990,957
OPERATING EXPENSES	
General and administrative expenses	37,982
Claims cost:	
Losses	2,311,101
Less: Deductible payment in lieu of premiums	-
Allocated loss adjustment expense	414,971
Unallocated loss adjustment expense	159,947
Change in provision for losses/expenses	1,217,112
Total operating expenses	4,141,113
Operating income (losses)	(2,150,156)
NON-OPERATING REVENUES (EXPENSES)	
Interest income	2,237
Gain(loss) on disposal of capital assets	-
Total non-operating revenues (expenses)	2,237
Net income (losses) before transfers	(2,147,919)
Transfers in	
Transfers out	-
Total (net) transfers	-
Change in net assets	(2,147,919)
Total net assets - beginning	(5,446,318)
Prior period adjustment	-
Total net assets - beginning, adjusted	(5,446,318)
Total net assets - ending	\$ (7,594,237)

Bonds and Crime

June 30, 2024

Statement of Financial Position

ASSETS	
Cash and investments	\$ 1,747,359
Insurance receivables	15,656
Interest receivable and other assets	4
Prepaid insurance	10,958
Capital assets, net of accumulated depreciation	-
Total assets	<u>\$ 1,773,977</u>
LIABILITIES AND NET ASSETS	
Liabilities	
Loss and expense reserves	\$ 633,690
Unearned premium	-
Other liabilities	72
Total liabilities	<u>633,762</u>
Net assets	
Unrestricted net assets	<u>1,140,215</u>
Total liabilities and net assets	<u>\$ 1,773,977</u>

Statement of Activities and Changes in Net Assets

OPERATING REVENUES	
Premiums written	\$ 45,481
Other revenue	2
Disaster Recoveries	-
Excess Commercial Recovery Revenue	-
General fund appr./non-tort reimbursement	-
Less: Cost of insurance	<u>(11,238)</u>
Total operating revenues	34,245
OPERATING EXPENSES	
General and administrative expenses	1,018
Claims cost:	
Losses	221,667
Less: Deductible payment in lieu of premiums	-
Allocated loss adjustment expense	8,024
Unallocated loss adjustment expense	5,329
Change in provision for losses/expenses	<u>(9,420)</u>
Total operating expenses	<u>226,618</u>
Operating income (losses)	(192,373)
NON-OPERATING REVENUES (EXPENSES)	
Interest income	60
Gain(loss) on disposal of capital assets	-
Total non-operating revenues (expenses)	<u>60</u>
Net income (losses) before transfers	(192,313)
Transfers in	-
Transfers out	-
Total (net) transfers	<u>-</u>
Change in net assets	(192,313)
Total net assets - beginning	<u>1,332,647</u>
Prior period adjustment	<u>(119)</u>
Total net assets - beginning, adjusted	1,332,528
Total net assets - ending	<u>\$ 1,140,215</u>

Workers' Compensation

June 30, 2024

Statement of Financial Position

ASSETS	
Cash and investments	\$ 197,552,506
Insurance receivables	10,926,543
Interest receivable and other assets	221,032
Prepaid insurance	253,350
Capital assets, net of accumulated depreciation	-
Total assets	\$ 208,953,431
LIABILITIES AND NET ASSETS	
Liabilities	
Loss and expense reserves	\$ 596,986,787
Unearned premium	\$0
Other liabilities	136,201
Total liabilities	597,122,988
Net assets	
Unrestricted net assets	(388,169,557)
Total liabilities and net assets	\$ 208,953,431

Statement of Activities and Changes in Net Assets

OPERATING REVENUES	
Premiums written	\$ 90,679,617
Other revenue	3,487
Disaster Recoveries	
Excess Commercial Recovery Revenue	
General Fund appr./non-tort reimbursement	
Less: Cost of insurance	(395,022)
Total operating revenues	90,288,082
OPERATING EXPENSES	
General and administrative expenses	1,906,307
Claims cost:	-
Losses	54,066,321
Less: Deductible payment in lieu of premiums	(901,925)
Allocated loss adjustment expense	5,498,997
Unallocated loss adjustment expense	9,580,274
Change in provision for losses/expenses	(16,820,709)
Total operating expenses	53,329,265
Operating income (losses)	36,958,817
NON-OPERATING REVENUES (EXPENSES)	
Interest income	112,352
Gain(loss) on disposal of capital assets	
Total non-operating revenues (expenses)	112,352
Net income (losses) before transfers	37,071,169
Transfers in	-
Transfers out	-
Total (net) transfers	-
Change in net assets	37,071,169
Total net assets - beginning	(425,180,817)
Prior period adjustment	(59,909)
Total net assets - beginning, adjusted	(425,240,726)
Total net assets - ending	\$ (388,169,557)

Property

June 30, 2024

Statement of Financial Position

ASSETS	
Cash and investments	\$ (74,706,242)
Insurance receivables	4,898,392
Interest receivable and other assets	15,644,369
Prepaid insurance	55,160,664
Capital assets, net of accumulated depreciation	94
Total assets	<u><u>\$ 997,277</u></u>
 LIABILITIES AND NET ASSETS	
Liabilities	
Loss and expense reserves	\$ 23,794,152
Unearned premium	
Other liabilities	1,307,804
Total liabilities	<u>25,101,956</u>
Net assets	
Unrestricted net assets	(24,104,679)
Total liabilities and net assets	<u><u>\$ 997,277</u></u>

Statement of Activities and Changes in Net Assets

OPERATING REVENUES	
Premiums written	\$ 85,124,379
Other revenue	3,066
Disaster Recoveries	45,704,312
Excess Commercial Recovery Revenue	-
General fund appr./non-tort reimbursement	-
Less: Cost of insurance	(51,473,935)
Total operating revenues	<u>79,357,822</u>
 OPERATING EXPENSES	
General and administrative expenses	1,680,186
Claims cost:	
Losses	44,751,940
Less: Deductible payment in lieu of premiums	-
Allocated loss adjustment expense	803,430
Unallocated loss adjustment expense	13,933,742
Change in provision for losses/expenses	3,902,108
Total operating expenses	<u>65,071,406</u>
Operating income (losses)	14,286,416
 NON-OPERATING REVENUES (EXPENSES)	
Interest income	98,780
Gain(loss) on disposal of capital assets	-
Total non-operating revenues (expenses)	<u>98,780</u>
Net income (losses) before transfers	14,385,196
 Transfers in	
Transfers out	-
Total (net) transfers	<u>-</u>
Change in net assets	14,385,196
 Total net assets - beginning	
Prior period adjustment	(38,489,875)
Total net assets - beginning, adjusted	<u>(38,489,875)</u>
Total net assets - ending	<u><u>\$ (24,104,679)</u></u>

General Liability

June 30, 2024

Statement of Financial Position

ASSETS	
Cash and investments	\$ 139,832,960
Insurance receivables	1,358,151
Interest receivable and other assets	2,937
Prepaid insurance	220,893
Capital assets, net of accumulated depreciation	-
Total assets	\$ 141,414,941
LIABILITIES AND NET ASSETS	
Liabilities	
Loss and expense reserves	\$ 170,085,288
Unearned premium	-
Other liabilities	148,800
Total liabilities	170,234,088
Net assets	
Unrestricted net assets	(28,819,147)
Total liabilities and net assets	\$ 141,414,941

Statement of Activities and Changes in Net Assets

OPERATING REVENUES	
Premiums written	\$ 30,547,710
Other revenue	1,231
Disaster Recoveries	-
Excess Commercial Recovery Revenue	-
General fund appr./non-tort reimbursement	-
Less: Cost of insurance	(213,336)
Total operating revenues	30,335,605
OPERATING EXPENSES	
General and administrative expenses	673,804
Claims cost:	
Losses	8,182,277
Less: Deductible payment in lieu of premiums	-
Allocated loss adjustment expense	16,656,771
Unallocated loss adjustment expense	2,860,199
Change in provision for losses/expenses	(3,965,555)
Total operating expenses	24,407,496
Operating income (losses)	5,928,109
NON-OPERATING REVENUES (EXPENSES)	
Interest income	39,657
Gain(loss) on disposal of capital assets	-
Total non-operating revenues (expenses)	39,657
Net income (losses) before transfers	5,967,766
Transfers in	
Transfers out	(103,767)
Total (net) transfers	(103,767)
Change in net assets	5,863,999
Total net assets - beginning	(34,643,736)
Prior period adjustment	(39,410)
Total net assets - beginning, adjusted	(34,683,146)
Total net assets - ending	\$ (28,819,147)

NOTE: Claims Cost Incurred- Loss Payments does not include a payment made by the Treasurer that were appropriated by the Legislature for settlements and interest in the amount of \$50,000 through June 30, 2024.

Cyber

June 30, 2024

Statement of Financial Position

ASSETS	
Cash and investments	\$ 1,410,385
Insurance receivables	29,579
Interest receivable and other assets	-
Prepaid insurance	966,059
Capital assets, net of accumulated depreciation	-
Total assets	\$ 2,406,023

LIABILITIES AND NET ASSETS	
Liabilities	
Loss and expense reserves	\$ -
Unearned premium	-
Other liabilities	31,302
Total liabilities	31,302
Net assets	
Unrestricted net assets	2,374,721
Total liabilities and net assets	\$ 2,406,023

Statement of Activities and Changes in Net Assets

OPERATING REVENUES	
Premiums written	\$ 1,589,893
Other revenue	-
Disaster Recoveries	-
Excess Commercial Recovery Revenue	2,000,000
General fund appr./non-tort reimbursement	-
Less: Cost of insurance	(868,744)
Total operating revenues	2,721,149

OPERATING EXPENSES	
General and administrative expenses	-
Claims cost:	
Losses	-
Less: Deductible payment in lieu of premiums	-
Allocated loss adjustment expense	12,604,996
Unallocated loss adjustment expense	-
Change in provision for losses/expenses	-
Total operating expenses	12,604,996
Operating income (losses)	(9,883,847)

NON-OPERATING REVENUES (EXPENSES)	
Interest income	-
Gain(loss) on disposal of capital assets	-
Total non-operating revenues (expenses)	-
Net income (losses) before transfers	(9,883,847)

Transfers in	-
Transfers out	-
Total (net) transfers	-
Change in net assets	(9,883,847)

Total net assets - beginning	12,258,568
Prior period adjustment	-
Total net assets - beginning, adjusted	12,258,568
Total net assets - ending	\$ 2,374,721

Marine, Aviation and Boiler & Machinery

June 30, 2024

Statement of Financial Position

	Marine Risk Group	Aviation Risk Group	Boiler & Machinery Risk Group
ASSETS			
Cash and investments	\$ (5,544,008)	\$ 7,544,754	\$ (5,341,366)
Insurance receivables	20,021	35,023	236,216
Interest receivable and other assets	112	94	170
Prepaid insurance	957,688	674,442	626,627
Capital assets, net of accumulated depreciation	-	-	-
Total assets	\$ (4,566,187)	\$ 8,254,313	\$ (4,478,353)
LIABILITIES AND NET ASSETS			
Liabilities			
Loss and expense reserves	\$ 1,492,714	\$ 446,204	\$ 3,140,584
Unearned premium	-	-	-
Other liabilities	2,531	2,131	2,746
Total liabilities	1,495,245	448,335	3,143,330
Net assets			
Unrestricted net assets	(6,061,432)	7,805,978	(7,621,683)
Total liabilities and net assets	\$ (4,566,187)	\$ 8,254,313	\$ (4,478,353)

Statement of Activities and Changes in Net Assets

OPERATING REVENUES			
Premiums written	\$ 1,352,028	\$ 886,920	\$ 1,895,644
Other revenue	47	39	71
Disaster Recoveries	-	-	-
Excess Commercial Recovery Revenue	-	-	-
General fund appr./non-tort reimbursement	-	-	-
Less: Cost of insurance	(881,134)	(714,589)	(596,902)
Total operating revenues	470,941	172,370	1,298,813
OPERATING EXPENSES			
General and administrative expenses	25,729	21,533	39,080
Claims cost:			
Losses	6,367	2,000	2,139,406
Less: Deductible payment in lieu of premiums	-	-	-
Allocated loss adjustment expense	81,200	-	62,618
Unallocated loss adjustment expense	108,841	90,847	37,926
Change in provision for losses/expenses	201,809	(67,521)	(1,623,644)
Total operating expenses	423,946	46,859	655,386
Operating income (losses)	46,995	125,511	643,427
NON-OPERATING REVENUES (EXPENSES)			
Interest income	1,511	1,270	2,297
Gain(loss) on disposal of capital assets	-	-	-
Total non-operating revenues (expenses)	1,511	1,270	2,297
Net income (losses) before transfers	48,506	126,781	645,724
Transfers in	-	-	-
Transfers out	-	-	-
Total (net) transfers	-	-	-
Change in net assets	48,506	126,781	645,724
Total net assets - beginning	(6,109,938)	7,679,534	(8,267,407)
Prior period adjustment	-	(337)	-
Total net assets - beginning, adjusted	(6,109,938)	7,679,197	(8,267,407)
Total net assets - ending	\$ (6,061,432)	\$ 7,805,978	\$ (7,621,683)

Medical Malpractice

June 30, 2024

Statement of Financial Position

ASSETS	
Cash and investments	\$ 122,751,591
Insurance receivables	9,927,869
Interest receivable and other assets	759
Prepaid insurance	-
Capital assets, net of accumulated depreciation	31
Total assets	<u>\$ 132,680,250</u>

LIABILITIES AND NET ASSETS	
Liabilities	
Loss and expense reserves	\$ 85,314,102
Unearned premium	-
Other liabilities	37,533
Total liabilities	<u>85,351,635</u>
Net assets	
Unrestricted net assets	<u>47,328,615</u>
Total liabilities and net assets	<u>\$ 132,680,250</u>

Statement of Activities and Changes in Net Assets

OPERATING REVENUES	
Premiums written	\$ 8,025,297
Other revenue	34,418
Disaster Recoveries	-
Excess Commercial Recovery Revenue	-
General fund appr./non-tort reimbursement	-
Less cost of insurance	-
Total operating revenues	<u>8,059,715</u>

OPERATING EXPENSES	
General and administrative expenses	457,435
Claims cost:	
Losses	8,454,241
Less: Deductible payment in lieu of premiums	-
Allocated loss adjustment expense	7,563,875
Unallocated loss adjustment expense	1,061,967
Change in provision for losses/expenses	2,223,448
Total operating expenses	<u>19,760,966</u>
Operating income (losses)	(11,701,251)

NON-OPERATING REVENUES (EXPENSES)	
Interest income	10,247
Gain(loss) on disposal of capital assets	-
Total non-operating revenues (expenses)	<u>10,247</u>
Net income (losses) before transfers	(11,691,004)

Transfers in	-
Transfers out	-
Total (net) transfers	<u>-</u>
Change in net assets	(11,691,004)

Total net assets - beginning	<u>59,019,619</u>
Prior period adjustment	-
Total net assets - beginning, adjusted	59,019,619
Total net assets - ending	<u>\$ 47,328,615</u>

Road Hazards
June 30, 2024
Statement of Financial Position

ASSETS	
Cash and investments	\$ (330,313,185)
Insurance receivables	-
Interest receivable and other assets	1,227
Prepaid insurance	-
Capital assets, net of accumulated depreciation	47
Total assets	\$ (330,311,911)

LIABILITIES AND NET ASSETS	
Liabilities	
Loss and expense reserves	\$ 67,865,952
Unearned premium	-
Other liabilities	249,963
Total liabilities	68,115,915
Net assets	
Unrestricted net assets	(398,427,826)
Total liabilities and net assets	\$ (330,311,911)

Statement of Activities and Changes in Net Assets

OPERATING REVENUES	
Premiums written	\$ -
Other revenue	514
Disaster Recoveries	-
Excess Commercial Recovery Revenue	-
General fund appr./non-tort reimbursement	9,939,752
Less cost of insurance	-
Total operating revenues	9,940,266
OPERATING EXPENSES	
General and administrative expenses	279,397
Claims cost:	
Losses	292,101
Less: Deductible payment in lieu of premiums	-
Allocated loss adjustment expense	4,248,349
Unallocated loss adjustment expense	1,003,611
Change in provision for losses/expenses	(686,014)
Total operating expenses	5,137,444
Operating income (losses)	4,802,822
NON-OPERATING REVENUES (EXPENSES)	
Interest income	16,564
Gain(loss) on disposal of capital assets	-
Total non-operating revenues (expenses)	16,564
Net income (losses) before transfers	4,819,386
Transfers in	-
Transfers out	(230,055)
Total (net) transfers	(230,055)
Change in net assets	4,589,331
Total net assets - beginning	(403,030,311)
Prior period adjustment	13,154
Total net assets - beginning, adjusted	(403,017,157)
Total net assets - ending	\$ (398,427,826)

NOTE: Claims Cost Incurred- Loss Payments does not include payments made by the Treasurer that were appropriated by the Legislature for settlements and interest in the amount of \$6,791,241 through June 30, 2024.

Miscellaneous

June 30, 2024

Statement of Financial Position

	Survivor Benefits Payments	Future Medical Fund
ASSETS		
Cash and investments	\$ 2,327,904	\$ 1,256,820
Insurance receivables	-	-
Interest receivable and other assets	-	-
Prepaid insurance	-	-
Capital assets, net of accumulated depreciation	-	-
Total assets	\$ 2,327,904	\$ 1,256,820
LIABILITIES AND NET ASSETS		
Liabilities		
Loss and expense reserves	\$ -	\$ -
Unearned premium	-	-
Other liabilities	-	-
Total liabilities	-	-
Net assets		
Unrestricted net assets	2,327,904	1,256,820
Total liabilities and net assets	\$ 2,327,904	\$ 1,256,820

Statement of Activities and Changes in Net Assets

OPERATING REVENUES		
Premiums written	\$ -	\$ -
Other revenue	-	-
Disaster Recoveries	-	-
Excess Commercial Recovery Revenue	-	-
General fund appr./non-tort reimbursement	5,000,000	-
Less cost of insurance	-	-
Total operating revenues	5,000,000	-
OPERATING EXPENSES		
General and administrative expenses	-	-
Claims cost:		
Losses	4,050,000	743,180
Less: Deductible payment in lieu of premiums	-	-
Allocated loss adjustment expense	-	-
Total operating expenses	4,050,000	743,180
Operating income (losses)	950,000	(743,180)
NON-OPERATING REVENUES (EXPENSES)		
Interest income	-	-
Total non-operating revenues (expenses)	-	-
Net income (losses) before transfers	950,000	(743,180)
Transfers in	-	639,679
Transfers out	-	-
Total (net) transfers	-	639,679
Change in net assets	950,000	(103,501)
Total net assets - beginning	1,382,482	1,360,321
Prior period adjustment	(4,578)	-
Total net assets - beginning, adjusted	1,377,904	1,360,321
Total net assets - ending	\$ 2,327,904	\$ 1,256,820

Notes to the Financial Statements

INTRODUCTION TO ACCOUNTING POLICIES

The Office of Risk Management prepares an annual report in compliance with Louisiana Revised Statute 39:1537 that requires the commissioner of administration to submit to the governor, the attorney general, and the legislature annually a formal report on the State's risk management program. Compliance with this statute necessitates a financial statement presentation that reports financial data associated with the State's risk management program by type and line of coverage. For more details on types and lines of coverage see the Coverages section, page 5 of this report.

The accompanying unaudited accrual financial statements have been prepared to meet the specific requirements of LRS 39:1537. This basis of accounting provides information that is more characteristic of the insurance industry reporting standards than governmental reporting standards.

In addition to the accompanying regulatory financial statements, the Office of Risk Management prepares annual financial reports in accordance with the procedures established by the Division of Administration. In these annual reports, the financial activities of the Office of Risk Management are accounted for on a governmental accounting fund basis whereby a set of separate, self-balancing accounts are maintained to account for appropriated or authorized activities. The information presented is reported under the modified accrual basis of accounting as prescribed by generally accepted accounting principles for such fund level reporting.

The general fixed assets and long-term obligations of the agency are not recognized in the financial statements prepared by the Office of Risk Management at governmental accounting fund level. All capital assets of the primary government, however, are reported at the government-wide level of reporting, as required by generally accepted accounting principles. Annually the State of Louisiana issues a comprehensive annual financial report that complies with requirements of Governmental Accounting Standards Board Statement No. 34, Basic Financial Statements – and Management's Discussion and Analysis – for State and Local Governments (GASB 34), which includes the activity contained in the Office of Risk Management annual financial statements prepared under generally accepted accounting principles. The comprehensive annual financial report is audited by the Louisiana Legislative Auditor (LLA), audits can be found on LLA's website per LRS 44:6.

LRS 39:1537 does not dictate disclosure requirements for capital assets and long-term debt; accordingly, the accompanying financial statements are not prepared in conjunction with the requirements of GASB 34. Additionally, since these financial statements are prepared using accrual financial data rather than modified accrual financial data, these statements have not been prepared in compliance with generally accepted accounting principles.

BASIS OF ACCOUNTING

The Office of Risk Management maintains secondary accounting records by type and line of insurance coverage, following accrual accounting principles. This secondary system is updated monthly and reconciled to the Office of Risk Management financial transactions entered into statewide administrative applications through normal business processes. The secondary accounting records were used in preparation of the accompanying unaudited accrual financial statements.

Accrual accounting is a method that measures the performance and position of an entity by reporting economic events, regardless of when cash transactions occur. The general idea is that economic events are recognized by matching revenues to expenses at the time in which the transaction occurs rather than when payment is made (or received).

A. ASSETS

1. Cash and Investments

All cash and investments of the Office of Risk Management are held in accounts approved by the State Treasury and under the oversight of the cash management program of the State of Louisiana. Balances at June 30, 2024 are as follows:

Self-insurance fund	\$ 64,092,92
Future medical care fund	<u>1,256,820</u>
Total	<u>\$ 65,349,749</u>

2. Insurance Receivables

Balances at June 30, 2024, are as follows:

Insurance premiums due from State agencies	\$ 27,909,864
Excess insurance receivable due from reinsurers	<u>522,719</u>
Total	<u>\$ 28,432,583</u>

3. Prepaid Insurance

Payments have been made as of the balance sheet date for certain commercial excess insurance policies where the coverage period(s) extend beyond June 30, 2024.

B. LIABILITIES

1. Loss and Expense Reserves

Reserves for losses and loss expense liability within risk limitations, net of excess insurance. Balances at June 30, 2024, are as follows:

Reserves for payment of claims	\$ 271,613,174
Reserves for allocated loss adjustment expenses	110,870,356
Reserves for unallocated loss adjustment expenses	130,743,330
Reserves for incurred but not reported	545,003,202
Estimated recoveries	<u>(43,881,248)</u>
Total	<u>\$ 1,014,348,814</u>

2. Other Liabilities

Balances at June 30, 2024, are as follows:

Accounts payable and other accrued liabilities	\$ 1,617,895
Amount payable to STO for FUMD Replenishment	<u>748,022</u>
Total	<u>\$ 2,365,917</u>

C. NET ASSETS

In the equity section of the Office of Risk Management's financial statements, net assets represent the accumulation over time of any differences (positive or negative) between accrual revenues and expenses. For many years, the budgets for the Office of Risk Management have been appropriated at less than actuarial cost requirements; therefore, the Self Insurance Fund accrual financial statements reflect a deficit net asset balance. The deficit of (\$848,189,396) incorporates the net unfunded accrued claims liability at June 30, 2024.

D. REVENUES

The Office of Risk Management's primary source of revenue relates to the premiums written for program participants, including both self-insurance and commercial excess insurance premiums.

Premiums are actuarially developed and discounted to a one-year cash needs basis and allocated to the program participants based on exposure and experience. Once developed, the premium is submitted to the State Office of Planning and Budget. After budgets have been established and passed by the Legislature, the Office of Planning and Budget prepares a schedule of the risk management program authorized premiums, at appropriation. Using this schedule at the beginning of the fiscal year, annual premiums are adjusted for safety credits and safety penalties.

A secondary source of revenue relates to State General Fund appropriations to the program covering costs of the Office of Risk Management relating to road hazards and to fund Survivor's Benefits in accordance with RS 40:1665 Et al.

1. General Fund Appropriations

a. Road Hazards

The road hazard line of coverage is used to account for Office of Risk Management costs for investigating, adjusting and managing claims against the State of Louisiana's Department of Transportation and Development (DOTD) for damages resulting from the establishment, design, construction, existence, ownership, maintenance, use, extension, improvement, repair, or regulation of any State bridge, tunnel, dam, street, road, highway, or expressway. The Office of Risk Management does not insure this coverage but receives general fund appropriations to cover the costs of services noted above and for settlement of small non-litigated claims. DOTD became self-insured for litigated road hazard claims liability on July 1, 1988.

b. Survivor's Benefits

These are payments made in accordance with RS 40:1665 Et al. and are accounted for as a miscellaneous program. Premiums are not billed or collected for these payments, but funding is provided through State General Fund appropriations made to the Office of Risk Management.

E. EXPENSES

Typical annual accrual expenses of the Office Risk Management program include the following:

1. General and administrative expenses include costs for administrative salaries and related benefits, travel, training, operating services, supplies, professional services for loss prevention and other consulting services.
2. Claim loss payments are direct costs necessary in managing specific claims. Medical and indemnity payments on workers' compensation claims are examples.
3. Allocated loss adjustment expenses include costs that are assignable or allocable to specific claims. Fees paid to attorneys, experts, and investigators used to defend claims are examples.
4. Unallocated loss adjustment expenses include external, internal, and administrative claims handling expenses, including determination of coverage, that are not included in allocated loss adjustment

expenses. Third party administrator fees and State assessments for worker compensation self-insured programs are examples.

5. Change in provision for losses/expenses relates to any adjustments to reserves liabilities necessary during the fiscal period, to arrive at the total reserves liabilities recognized on accrual financial statements prepared.

F. TRANSFERS

Amounts transferred in and out of the Self-Insurance Fund during the fiscal year ended June 30, 2024:

Net Transfers to and from State Treasury to set up and reimburse the future medical care fund	\$ (108,341)
---	--------------

G. RISK EXPOSURES

There are four basic types of risks to which the State is exposed. Loss can occur as a result of (1) damage to property, (2) loss of property, (3) loss of income or increased costs because of damage to or loss of property, and (4) liability to others as a result of injury to persons or property. These four main types of risks are not mutually exclusive, they are interrelated. Many accidents and claims involve losses in several risk areas.

Risk Management is a process for identifying and controlling risks. Until the mid-1970's, the traditional method of minimizing losses was to transfer risk to a commercial insurance company. Over the years, the State has elected more self-insurance due to fluctuations in commercial insurance premiums and our more seasoned ability to assess exposure and mitigate losses through loss prevention. Now the Office of Risk Management handles the risks to which the State is exposed through a program that includes self-insurance to a specific level and excess commercial insurance for certain risks above that level. The \$ limits will vary according to coverage.

The best way to insure against loss, however, is through loss prevention and safety programs. Such programs help minimize losses, save money, and most importantly, protect state employees and citizens. The Office of Risk Management aggressively pursues loss prevention through utilization of a third-party administrator for loss control inspections, training and consultation with agencies on their safety programs.

H. ESTIMATING UNPAID CLAIM LIABILITIES

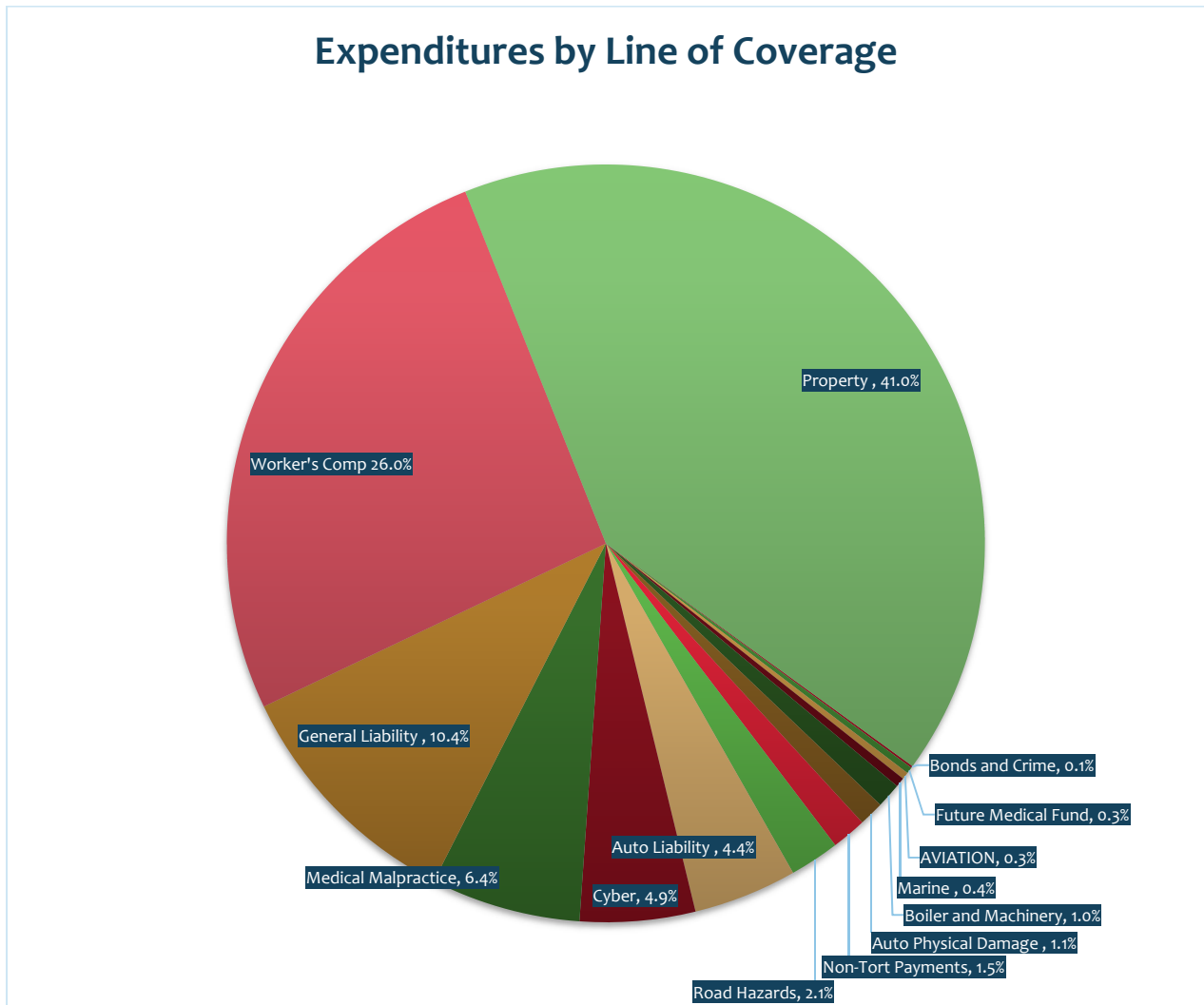
The philosophy relevant to ORM's reserving policy is based on the best determination of the State's exposure taking into consideration the severity of the injury and the comparative fault if applicable. In those cases where a suit has been filed, the attorney is requested to evaluate the State's exposure as early as possible to establish a proper reserve.

Workers Compensation reserves are based on exposure determined by the severity of injury, age of claimant, education or lack of it, and potential for return to employment.

I. CATASTROPHIC EVENTS

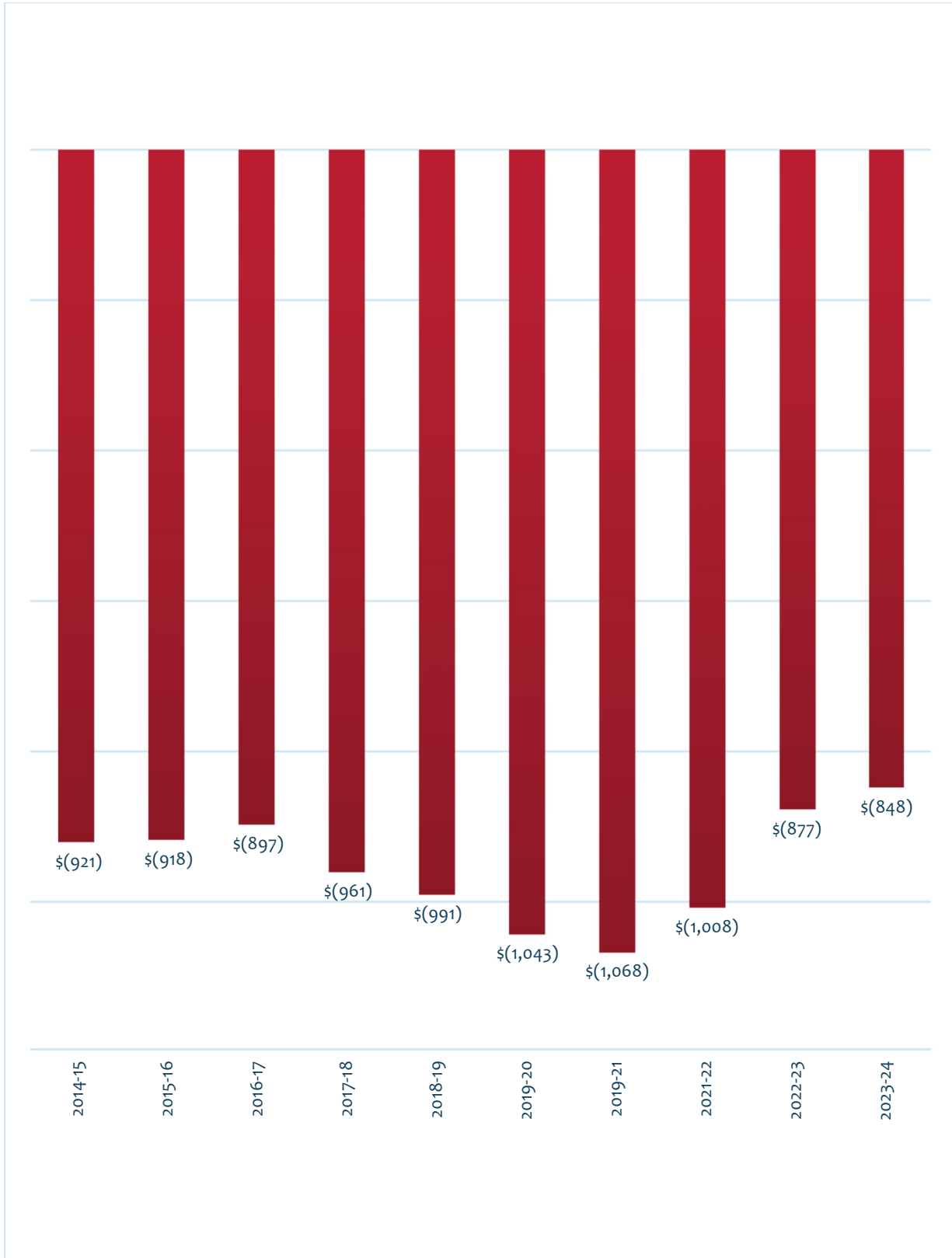
In 2012, ORM began serving as a subrecipient under FEMA's Public Assistance (PA) Program for state-owned property. Since that time, there have been 11 presidentially declared disasters. See the Disaster Management and Recovery section, page 10 of this report.

Cash Expenditures by Line of Coverage



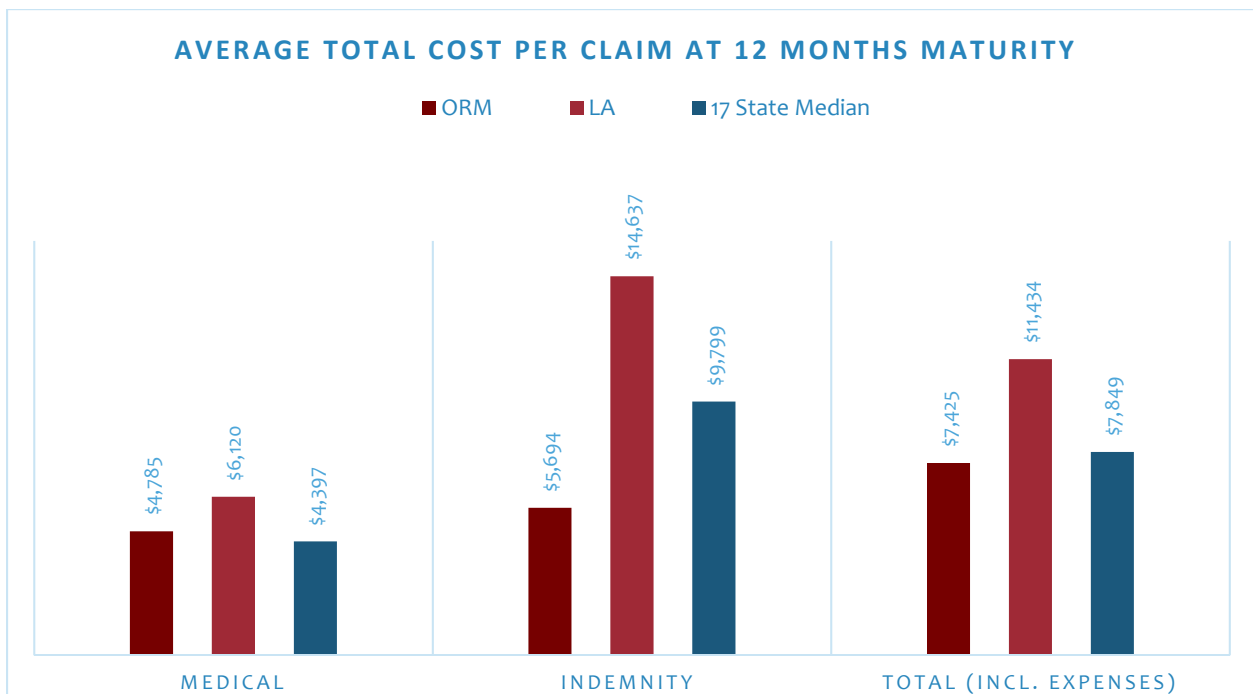
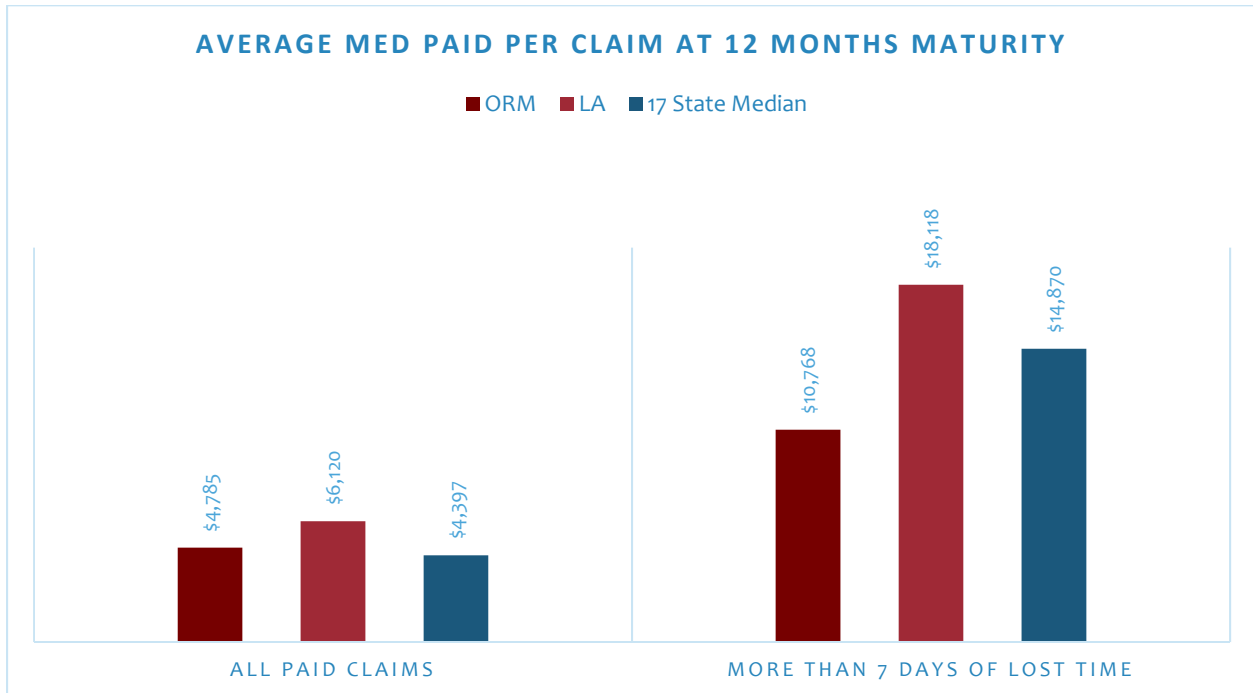
Coverage	Expenditure Amount
Bonds and Crime	\$247,276
Future Medical Fund	\$743,180
Aviation	\$828,969
Marine	\$1,103,271
Boiler and Machinery	\$2,875,932
Auto Physical Damage	\$2,924,028
Non-Tort Payments	\$4,050,000
Road Hazards	\$5,823,458
Auto Liability	\$12,141,072
Cyber	\$13,473,740
Medical Malpractice	\$17,537,518
General Liability	\$28,586,387
Worker's Comp	\$71,446,921
Property	\$112,643,233

Fund Equity



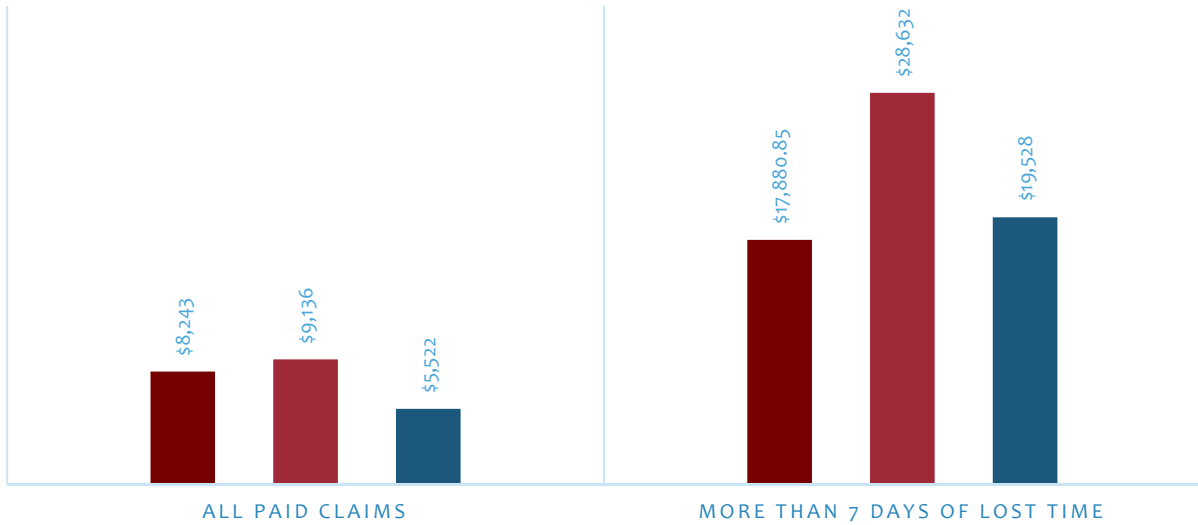
STATE COMPARISONS

Data was used from WCRI's Compscope Medical Benchmarks for Louisiana 24th Edition for Louisiana Statewide (LA) and 17-state median comparison data. Twelve-month maturity refers to claims arising from October 1, 2021, through September 30, 2022, evaluated as of March 31, 2023. Thirty-six month maturity refers to claims arising from October 1, 2019, through September 30, 2020, evaluated as of March 31, 2023.



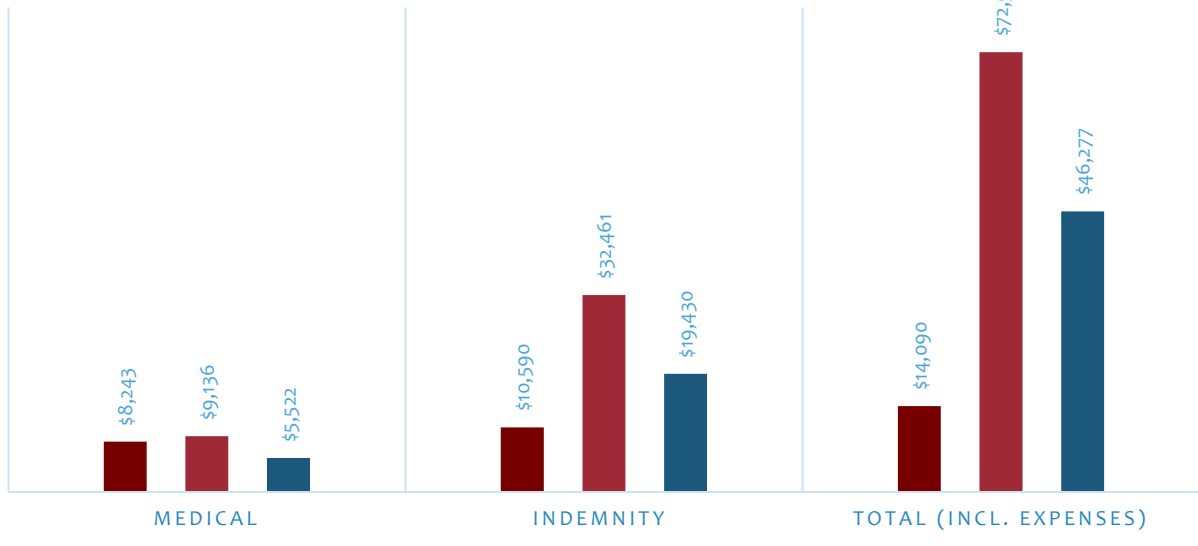
AVERAGE MED PAID PER CLAIM AT 36 MONTHS MATURITY

ORM LA 17 State Median



AVERAGE TOTAL COST PER CLAIM AT 36 MONTHS MATURITY

ORM Louisiana Statewide 17 State Median



FIVE YEAR CLAIM HISTORY BY DEPARTMENT AND AGENCY (NEW CLAIMS)

PLAN	DEPT	AGENCY	FY20	FY21	FY22	FY23	FY24
GENERAL LIABILITY			704	619	541	627	563
	DEPT OF CHILDREN AND FAMILY SERVICES		14	25	19	28	27
	OFF OF CHILDREN & FAMILY SERVICES (OCFS)		14	25	19	28	27
	DEPARTMENT OF CIVIL SERVICE		2	2	1	1	
	CIVIL SERVICE - DIV OF ADMINISTRATIVE. LAW					1	
	CIVIL SERVICE - ETHICS ADMINISTRATION		2	2			
	CIVIL SERVICE - STATE POLICE COMMISSION				1		
	DEPARTMENT OF CORRECTIONS		160	119	80	90	109
	ALLEN CORRECTIONAL CENTER		1	5	2	4	7
	DIVISION OF PROBATION & PAROLE		7	7	2	1	2
	DIXON CORRECTIONAL INSTITUTE		18	6	8	5	13
	DOC - ADMINISTRATION		8	9	13	8	7
	ELAYN HUNT CORRECTIONAL CENTER		13	6	7	13	5
	LA CORRECTIONAL INSTITUTE FOR WOMEN			5		1	3
	LOUISIANA STATE PENITENTIARY		50	49	32	36	40
	PRISON ENTERPRISES		1	1	1		2
	RAYBURN CORRECTIONAL CENTER		36	15	5	6	12
	RAYMOND LABORDE CORRECTIONAL CTR		16	10	4	5	14
	WADE CORRECTIONAL CENTER		10	6	6	11	4
	DEPARTMENT OF EDUCATION		1	3	3	2	1
	EDUCATION / STATE ACTIVITIES		1	1	2	2	1
	RECOVERY SCHOOL DISTRICT (RSD)			2	1		
	DEPARTMENT OF ENERGY & NATURAL RESOURCES		1	1	1		
	DENR		1		1		
	OFFICE OF CONSERVATION			1			
	DEPARTMENT OF HEALTH		72	63	62	90	85
	CAPITAL AREA HUMAN SERVICES DIST (CAHSD)			1	2		
	CENTRAL LA HUMAN SERVICES DIST (CLAHSD)		1		2	1	
	DHH - OFFICE OF THE SECRETARY		7	8	13	23	7
	FLORIDA PARISHES HUMAN SERVICES AUTHORITY			1	2	3	
	IMPERIAL CALCASIEU HUMAN SVC AUTH(ICHSA)		3				2
	JEFFERSON PARISH HUMAN SERVICES AUTH			4			
	MEDICAL VENDOR ADMINISTRATION		4	2			1
	METROPOLITAN HUMAN SERVICE DIST (MHSD)		2	1			
	NORTHEAST DELTA HUMAN SERV AUTH (NEDHSA)			1			
	OFF OF CITIZENS W DEV DISABILITY (OCDD)		39	28	36	56	64
	OFFICE OF AGING & ADULT SERVICES (OAAS)			3		2	3
	OFFICE OF BEHAVIORAL HEALTH (OBH)		13	13	3	4	6
	OFFICE OF PUBLIC HEALTH (OPH)		3		4		1

PLAN	DEPT	AGENCY	FY20	FY21	FY22	FY23	FY24
GENERAL LIABILITY			704	619	541	627	563
		SOUTHCENTRAL LA HUMAN SERV AUTH (SCLHSA)		1		1	1
	DEPARTMENT OF INSURANCE				1	1	1
		COMMISSIONER OF INSURANCE			1	1	1
	DEPARTMENT OF JUSTICE		7	14	16	29	11
		OFFICE OF ATTORNEY GENERAL	7	14	16	29	11
	DEPARTMENT OF PUBLIC SAFETY		41	38	39	28	12
		DPS - MANAGEMENT & FINANCE	1	1		3	
		LA GAMING CONTROL BOARD				1	
		OFFICE OF MOTOR VEHICLES	7	6	3	4	5
		OFFICE OF STATE FIRE MARSHAL	3	4	4	1	1
		OFFICE OF STATE POLICE	30	27	32	19	6
	DEPARTMENT OF PUBLIC SERVICE			1			
		PUBLIC SERVICE COMMISSION		1			
	DEPARTMENT OF REVENUE		5	2	3	1	
		LA OFFICE OF ALCOHOL & TOBACCO CONTROL	1		3		
		OFFICE OF REVENUE	4	2		1	
	DEPARTMENT OF STATE		3	3	7		3
		SECRETARY OF STATE	3	3	7		3
	DEPARTMENT OF THE TREASURY				1		
		OFFICE OF THE STATE TREASURER			1		
	DEPARTMENT OF TRANSPORTATION & DEVELOPMENT		41	23	19	16	13
		DOTD - OFFICE OF THE SECRETARY		2			
		DOTD H.Q./MANAGEMENT AND FINANCE	1		1	3	1
		DOTD OFFICE OF ENGINEERING	40	21	18	13	12
	DEPT OF AGRICULTURE & FORESTRY		1	4	4	9	9
		DEPARTMENT OF AGRICULTURE & FORESTRY	1	4	4	9	9
	DEPT OF ENVIRONMENTAL QUALITY		4	12	1	2	1
		DEPARTMENT OF ENVIRONMENTAL QUALITY	4	12	1	2	1
	DEPT. CULTURE, RECREATION, TOURISM		19	14	11	19	11
		DCRT - OFFICE OF THE SECRETARY					2
		OFFICE OF STATE LIBRARY	1			1	
		OFFICE OF STATE MUSEUM	3	1	2	1	4
		OFFICE OF STATE PARKS	14	13	9	17	5
		OFFICE OF TOURISM	1				
	DEPT OF PUBLIC SAFETY & CORRECTIONS – YOUTH SERVICES		6	7	12	7	5
		OFFICE OF JUVENILE JUSTICE (OJJ)	6	7	12	7	5
	DEPT. OF WILDLIFE & FISHERIES		3	7	9	5	7
		DWLF - MANAGEMENT & FINANCE				1	
		DWLF-OFFICE OF THE SECRETARY		5	4	3	4
		OFFICE OF FISHERIES	2	1	5		1
		OFFICE OF WILDLIFE	1	1		1	2

PLAN	DEPT	AGENCY	FY20	FY21	FY22	FY23	FY24
GENERAL LIABILITY			704	619	541	627	563
		DIVISION OF ADMINISTRATION	19	14	17	16	15
		DOA-COMMISSIONER'S OFFICE	1	1		1	
		DOA-LEGAL	1				
		FACILITY PLANNING & CONTROL		1			
		LA PROPERTY ASSISTANCE AGENCY				1	1
		OFFICE OF COMMUNITY DEVELOPMENT		1	4	3	2
		OFFICE OF GROUP BENEFITS	3			1	
		OFFICE OF RISK MANAGEMENT	2	3	5	5	5
		OFFICE OF STATE PROCUREMENT		1		1	
		OFFICE OF TECHNOLOGY SERVICES	1				1
		PATIENT/S COMPENSATION FUND OVERSIGHT BD		2			1
		STATE BUILDINGS	11	5	8	3	4
		STATE LAND OFFICE				1	
		STATE REGISTER					1
		EMPLOYEE BENEFIT SYSTEMS	1	1	1	2	1
		LA STATE EMPLOYEES RETIREMENT SYSTEM	1			1	1
		LA TEACHERS RETIREMENT SYSTEM			1	1	
		STATE POLICE RETIREMENT SYSTEM		1			
		EXECUTIVE BRANCH	67	57	54	49	38
		ALARIO CENTER					1
		COASTAL PROTECTION & RESTORATION AUTHOR.		2	1	2	2
		DEPARTMENT OF MILITARY AFFAIRS	24	10	19	16	10
		GOV OFFICE OF HOMELAND SEC & EMERG PREP		3	9		2
		LA RACING COMMISSION		1			
		LA STADIUM & EXPOSITION DISTRICT COMM	7	8	2	11	7
		LOUISIANA SUPERDOME	22	5	9	6	2
		NEW ORLEANS SPORTS ARENA	3	2	4	2	
		NORTHEAST LA VETERANS HOME	1				1
		NORTHWEST LA VETERANS HOME	1			1	1
		OFFICE OF ELDERLY AFFAIRS				1	
		OFFICE OF FINANCIAL INSTITUTIONS					1
		OFFICE OF THE GOVERNOR	8	23	6	3	6
		OFFICE OF THE STATE PUBLIC DEFENDER		2			
		OFFICE OF COSMETOLOGY				1	
		SOUTHEAST LA VETERANS HOME	1		3	4	2
		SOUTHWEST LA VETERANS HOME		1		1	3
		VETERAN'S AFFAIRS				1	
		VETERAN'S CENTER			1		
		INACTIVE/DEFAULT LOCATIONS	8	11	10	19	11
		INACTIVE/DEFAULT LOCATIONS	8	11	10	19	11
		JUDICIARY	26	39	32	28	17

PLAN	DEPT	AGENCY	FY20	FY21	FY22	FY23	FY24
		GENERAL LIABILITY	704	619	541	627	563
		1ST CIRCUIT COURT OF APPEAL		1	1	5	1
		2ND CIRCUIT COURT OF APPEAL			2	1	1
		3RD CIRCUIT COURT OF APPEAL		9		1	
		4TH CIRCUIT COURT OF APPEAL				1	
		5TH CIRCUIT COURT OF APPEAL		1		1	
		CRIMINAL COURT-PARISH OF ORLEANS	4	8	5	2	1
		JUDICIAL DISTRICT COURTS (JDC)	16	19	18	13	11
		LOUISIANA SUPREME COURT	6	1	6	4	3
	LA COMMUNITY & TECHNICAL COLLEGE		20	16	11	12	21
		BATON ROUGE COMMUNITY COLLEGE	3		1		2
		BOSSIER PARISH COMMUNITY COLLEGE					2
		CENTRAL LA TECH COMM COLLEGE (CLTCC)				1	
		ELAINE P NUNEZ COMMUNITY COLLEGE					1
		ISAAC DELGADO COMMUNITY COLLEGE	10	9	6	4	8
		L. E. FLETCHER COMMUNITY COLLEGE		1		1	
		LA DELTA COMMUNITY COLLEGE (LDCC)	1		1	1	1
		LCTCS- BOARD OF SUPERVISORS		2			
		NORTHSHORE TECHNICAL COMM COLLEGE (NTCC)	2	1	1		1
		NORTHWEST LOUISIANA TECH. COMM. COLLEGE		1			
		SOUTH LA COMMUNITY COLLEGE (SLCC)	4	2	1	4	5
		SOWELA COMMUNITY COLLEGE			1	1	1
	LA WORKFORCE COMMISSION		2	3		3	2
		OFF OF WORKFORCE SUPP & TRAINING (OWST)	2	3		3	2
	LEGISLATURE		1		3	2	1
		LA HOUSE OF REPRESENTATIVES	1		1	1	
		LEGISLATIVE BUDGETARY CONTROL COUNCIL					1
		LOUISIANA LAW INSTITUTE			2		
		LOUISIANA SENATE				1	
	LIEUTENANT GOVERNOR					3	2
		OFFICE OF THE LIEUTENANT GOVERNOR				3	2
	LSU SYSTEM		26	21	31	19	21
		LSU - AGRICULTURAL CENTER	5	6	9	7	14
		LSU - ALEXANDRIA	4		4		
		LSU - EUNICE			1		
		LSU - SHREVEPORT				2	2
		LSU HEALTH SCI CTR (LSUHSC) NEW ORLEANS	13	9	9	5	3
		LSU HEALTH SCIENCES CTR - SHREVEPORT	4	6	8	4	2
		PENNINGTON BIOMEDICAL RESEARCH CTR				1	
	LSUMC HEALTH CARE SERVICES DIV.		7	1	1	1	5
		LALLIE KEMP REGIONAL MED CENTER				1	
		LEONARD J. CHABERT MEDICAL CENTER					1

PLAN	DEPT	AGENCY	FY20	FY21	FY22	FY23	FY24
		GENERAL LIABILITY	704	619	541	627	563
		UNIVERSITY MEDICAL CENTER	7	1	1		4
		NON-APPROPRIATED MISC. BOARDS & COMMISSIONS	27	25	13	18	13
		BOARD OF DENTISTRY	1				
		BOARD OF EMBALMERS & FUNERAL DIRECTORS	1				1
		BOARD OF MEDICAL EXAMINERS	4	1		2	1
		BOARD OF NURSING			1		
		BOARD OF OPTOMETRY EXAMINERS					1
		BOARD OF PRACTICAL NURSE EXAMINERS	1				
		BOARD OF PRIVATE INVESTIGATOR EXAMINERS	1	1			
		BOARD OF PRIVATE SECURITY EXAMINERS	1		4		
		BOARD OF PSYCHOLOGIST EXAMINERS			1		
		BOARD OF VETERINARY MEDICAL EXAMINERS			1		
		LA USED MOTOR VEHICLE COMMISSION	1			1	1
		LOUISIANA HOUSING CORPORATION	2	4	4	2	2
		LOUISIANA REAL ESTATE COMMISSION		1			
		MOTOR VEHICLE COMMISSION				1	
		NEW ORLEANS CITY PARK IMPROVEMENT ASSOC	13	12	2	4	5
		OFFICE FACILITIES CORPORATION				1	
		SABINE RIVER AUTHORITY	2	6		7	2
		SOUTHERN UNIVERSITY SYSTEM	21	17	14	15	28
		SOUTHERN UNIV. BOARD OF SUPERVISORS	2				1
		SOUTHERN UNIVERSITY - AGRICULTURAL CTR	2				1
		SOUTHERN UNIVERSITY - BATON ROUGE	15	13	13	12	22
		SOUTHERN UNIVERSITY - LAW CENTER		1			2
		SOUTHERN UNIVERSITY - NEW ORLEANS	2	3	1	2	1
		SOUTHERN UNIVERSITY - SHREVEPORT				1	1
		SPECIAL SCHOOLS & EDUCATION AGY.	11	14	8	7	3
		BD. REGENTS FOR HIGHER EDUCATION		1	1	2	1
		JIMMY LONG SR LA SCHOOL MATH SCIENCE ART		1	2		
		LA UNIVERSITY MARINE CONSORTIUM				1	
		N. O. CENTER FOR CREATIVE ARTS		1			1
		OFFICE OF STUDENT FINANCIAL ASST	1	2			
		SPECIAL SCHOOL DISTRICT	3	7	2	4	1
		ST. BD. ELEM & SECONDARY EDUC	5	2	2		
		THRIVE ACADEMY - BATON ROUGE	2		1		
		UNIVERSITY OF LOUISIANA SYSTEM	88	62	57	105	90
		GRAMBLING STATE UNIVERSITY	5	2	8	10	14
		LOUISIANA TECH UNIVERSITY	6	9	13	15	11
		MCNEESE STATE UNIVERSITY	6	3	4	4	1
		NICHOLLS STATE UNIVERSITY	9	6	2	17	16
		NORTHWESTERN STATE UNIVERSITY	8	3	8	5	6

PLAN	DEPT	AGENCY	FY20	FY21	FY22	FY23	FY24
GENERAL LIABILITY			704	619	541	627	563
		SOUTHEASTERN LA UNIVERSITY	8	2	4	11	10
		UNIVERSITY OF LA BD. OF SUPERVISORS				4	1
		UNIVERSITY OF LOUISIANA AT LAF.	21	11	9	9	8
		UNIVERSITY OF LOUISIANA AT MONR.	16	19	7	24	17
		UNIVERSITY OF NEW ORLEANS	9	7	2	6	6

PLAN	DEPT	AGENCY	FY20	FY21	FY22	FY23	FY24
CYBER LIABILITY			5	6	6	21	11
		DEPARTMENT OF PUBLIC SAFETY				1	3
		OFFICE OF MOTOR VEHICLES				1	3
		DIVISION OF ADMINISTRATION	1				
		OFFICE OF TECHNOLOGY SERVICES	1				
		LA COMMUNITY & TECHNICAL COLLEGE	2		1		1
		BATON ROUGE COMMUNITY COLLEGE	1		1		
		ELAINE P NUNEZ COMMUNITY COLLEGE					1
		LCTCS- BOARD OF SUPERVISORS	1				
		LSU SYSTEM		3	5	15	6
		LSU - AGRICULTURAL CENTER				1	
		LSU - EUNICE		1			
		LSU HEALTH SCI CTR (LSUHSC) NEW ORLEANS		2	5	11	4
		LSU HEALTH SCIENCES CTR - SHREVEPORT				2	1
		PENNINGTON BIOMEDICAL RESEARCH CTR				1	1
		SOUTHERN UNIVERSITY SYSTEM	1			1	1
		SOUTHERN UNIVERSITY - NEW ORLEANS	1				1
		SOUTHERN UNIVERSITY - SHREVEPORT				1	
		SPECIAL SCHOOLS & EDUCATION AGY.				1	
		BD. REGENTS FOR HIGHER EDUCATION				1	
		UNIVERSITY OF LOUISIANA SYSTEM	1	3		3	
		GRAMBLING STATE UNIVERSITY	1				
		NORTHWESTERN STATE UNIVERSITY		2			
		SOUTHEASTERN LA UNIVERSITY		1		1	
		UNIVERSITY OF LOUISIANA AT MONR.				1	
		UNIVERSITY OF NEW ORLEANS				1	

PLAN	DEPT	AGENCY	FY20	FY21	FY22	FY23	FY24
FUTURE MEDICAL CARE FUND			2	2	6	6	5
		DEPARTMENT OF CORRECTIONS	1		1		

PLAN	DEPT	AGENCY	FY20	FY21	FY22	FY23	FY24
		FUTURE MEDICAL CARE FUND	2	2	6	6	5
		DIVISION OF PROBATION & PAROLE			1		
		LA CORRECTN INSTITUTE FOR WOMEN	1				
		DEPARTMENT OF PUBLIC SAFETY			2	1	2
		OFFICE OF STATE POLICE			2	1	2
		DEPARTMENT OF TRANSPORTATION & DEVELOPMENT	1	1	2	3	3
		DOTD OFFICE OF ENGINEERING	1	1	2	3	3
		DEPT OF AGRICULTURE & FORESTRY		1			
		DEPARTMENT OF AGRICULTURE & FORESTRY		1			
		DEPT OF ENVIRONMENTAL QUALITY			1		
		DEPARTMENT OF ENVIRONMENTAL QUALITY			1		
		UNIVERSITY OF LOUISIANA SYSTEM				2	
		SOUTHEASTERN LA UNIVERSITY				1	
		UNIVERSITY OF LOUISIANA AT LAF.				1	

PLAN	DEPT	AGENCY	FY20	FY21	FY22	FY23	FY24
		MEDICAL MALPRACTICE	110	103	98	100	122
		DEPARTMENT OF HEALTH	2	4	3	4	7
		ACADIANA AREA HUMAN SERV DIST (AAHSD)			2		
		CAPITAL AREA HUMAN SERVICES DIST (CAHSD)				1	
		DHH - OFFICE OF THE SECRETARY				1	
		JEFFERSON PARISH HUMAN SERVICES AUTH	1				
		OFF OF CITIZENS W DEV DISABILITY (OCDD)	1	1		2	3
		OFFICE OF AGING & ADULT SERVICES (OAAS)		1			1
		OFFICE OF BEHAVIORAL HEALTH (OBH)		1	1		
		OFFICE OF PUBLIC HEALTH (OPH)					2
		SOUTHCENTRAL LA HUMAN SERV AUTH (SCLHSA)		1			1
		EXECUTIVE BRANCH	3	1		2	1
		NORTHWEST LA VETERANS HOME	1			1	1
		SOUTHEAST LA VETERANS HOME	2	1			
		VETERAN'S CENTER				1	
		LSU SYSTEM	104	97	94	94	113
		LSU HEALTH SCI CTR (LSUHSC) NEW ORLEANS	76	70	54	63	68
		LSU HEALTH SCIENCES CTR - SHREVEPORT	28	27	40	31	45
		LSUMC HEALTH CARE SERVICES DIV.	1	1	1		1
		HCSA ADMINISTRATION	1				1
		LALLIE KEMP REGIONAL MED CENTER		1	1		

PLAN	DEPT	AGENCY	FY20	FY21	FY22	FY23	FY24
	PROPERTY		710	2875	1775	646	733
	DEPT OF CHILDREN AND FAMILY SERVICES		1	9	3	1	1
	OFF OF CHILDREN & FAMILY SERVICES (OCFS)		1	9	3	1	1
	DEPARTMENT OF CIVIL SERVICE		1				
	CIVIL SERVICE - ETHICS ADMINISTRATION		1				
	DEPARTMENT OF CORRECTIONS		60	283	86	24	76
	ALLEN CORRECTIONAL CENTER			43		1	2
	DIVISION OF PROBATION & PAROLE				2		
	DIXON CORRECTIONAL INSTITUTE		14	107	2	5	6
	DOC - ADMINISTRATION		1	2		2	
	ELAYN HUNT CORRECTIONAL CENTER		4	12	47	1	3
	LA CORRECTN INSTITUTE FOR WOMEN		1	1	1	3	1
	LOUISIANA STATE PENITENTIARY		11	60	14	6	13
	PRISON ENTERPRISES		2	12	4	3	2
	RAYBURN CORRECTIONAL CENTER		2	2	1	1	4
	RAYMOND LABORDE CORRECTIONAL CTR		7	20	1		1
	WADE CORRECTIONAL CENTER		18	1	14	1	44
	WINN CORRECTIONAL CENTER			23		1	
	DEPARTMENT OF ENERGY & NATURAL RESOURCES				4	1	1
	OFFICE OF COASTAL MANAGEMENT				1	1	
	OFFICE OF CONSERVATION				3		1
	DEPARTMENT OF HEALTH		26	133	76	23	14
	CENTRAL LA HUMAN SERVICES DIST (CLAHSD)			1			1
	DHH - OFFICE OF THE SECRETARY			2		1	2
	FLORIDA PARISHES HUMAN SERVICES AUTHORITY		1		6		
	IMPERIAL CALCASIEU HUMAN SVC AUTH(ICHSA)		1	8		2	2
	JEFFERSON PARISH HUMAN SERVICES AUTH				2		
	MEDICAL VENDOR ADMINISTRATION			1	1		
	METROPOLITAN HUMAN SERVICE DIST (MHSD)			2	3		
	NORTHWEST LA HUMAN SERV DIST (NWLHSD)		1		1		1
	OFF OF CITIZENS W DEV DISABILITY (OCDD)		19	81	50	9	
	OFFICE OF AGING & ADULT SERVICES (OAAS)		1	12		2	
	OFFICE OF BEHAVIORAL HEALTH (OBH)			20	4	6	7
	OFFICE OF PUBLIC HEALTH (OPH)		3	6	5	3	1
	SOUTHCENTRAL LA HUMAN SERV AUTH (SCLHSA)				4		
	DEPARTMENT OF INSURANCE		1				
	COMMISSIONER OF INSURANCE		1				
	DEPARTMENT OF JUSTICE			2			1
	OFFICE OF ATTORNEY GENERAL			2			1
	DEPARTMENT OF PUBLIC SAFETY		12	48	33	6	8
	DPS - MANAGEMENT & FINANCE		1	5	3	1	1
	OFFICE OF MOTOR VEHICLES		3	8	4		

PLAN	DEPT	AGENCY	FY20	FY21	FY22	FY23	FY24
		PROPERTY	710	2875	1775	646	733
		OFFICE OF STATE POLICE	8	35	26	5	7
	DEPARTMENT OF STATE		4	11	5	4	9
		SECRETARY OF STATE	4	11	5	4	9
	DEPARTMENT OF TRANSPORTATION & DEVELOPMENT		55	135	118	61	80
		DOTD - OFFICE OF THE SECRETARY		1			
		DOTD H.Q./MANAGEMENT AND FINANCE	1			1	
		DOTD OFFICE OF ENGINEERING	54	134	118	60	80
	DEPT OF AGRICULTURE & FORESTRY		8	39	11	23	23
		DEPARTMENT OF AGRICULTURE & FORESTRY	8	39	11	23	23
	DEPT OF ENVIRONMENTAL QUALITY		2	6	4	4	1
		DEPARTMENT OF ENVIRONMENTAL QUALITY	2	6	4	4	1
	DEPT. CULTURE, RECREATION, TOURISM		67	122	169	38	25
		OFFICE OF STATE LIBRARY			1		
		OFFICE OF STATE MUSEUM	8	2	11	5	5
		OFFICE OF STATE PARKS	58	113	153	32	20
		OFFICE OF TOURISM	1	7	4	1	
	DEPT. OF PUBLIC SAFETY & CORRECTIONS / YOUTH		6	132	43	9	11
		OFFICE OF JUVENILE JUSTICE (OJJ)	6	132	43	9	11
	DEPT. OF WILDLIFE & FISHERIES		25	120	50	20	20
		DWLF-OFFICE OF THE SECRETARY	2	11	6	4	5
		OFFICE OF FISHERIES	7	33	17	5	2
		OFFICE OF WILDLIFE	16	76	27	11	13
	DIVISION OF ADMINISTRATION		5	27	16	31	17
		LA PROPERTY ASSISTANCE AGENCY	1	1		1	
		OFFICE OF TECHNOLOGY SERVICES		1			2
		STATE BUILDINGS	4	25	16	30	15
	EMPLOYEE BENEFIT SYSTEMS				3		
		FIREFIGHTERS RETIREMENT SYSTEM			1		
		LA SCHOOL EMPLOYEES RETIREMENT SYSTEM			2		
	EXECUTIVE BRANCH		48	421	205	31	34
		ALARIO CENTER			1		
		COASTAL PROTECTION & RESTORATION AUTHOR.	1		1		1
		DEPARTMENT OF MILITARY AFFAIRS	40	402	177	21	26
		GOV OFFICE OF HOMELAND SEC & EMERG PREP		4	3	4	
		JEFFERSON BASEBALL STADIUM		1	1		
		LA STADIUM & EXPOSITION DISTRICT COMM	1				
		LOUISIANA SUPERDOME	3	5	7	4	
		NEW ORLEANS SPORTS ARENA			2		1
		OFFICE OF ELDERLY AFFAIRS		1			
		OFFICE OF FINANCIAL INSTITUTIONS					1
		OFFICE OF THE STATE PUBLIC DEFENDER			2		

PLAN	DEPT	AGENCY	FY20	FY21	FY22	FY23	FY24
	PROPERTY		710	2875	1775	646	733
		OFFICE OF COSMETOLOGY	1		1		
		SAINTS TRAINING FACILITY			3		
		SOUTHEAST LA VETERANS HOME	2		5		
		SOUTHWEST LA VETERANS HOME		2	1		
		VETERAN'S AFFAIRS		6	1	2	4
		VETERAN'S CENTER					1
	INACTIVE/DEFAULT LOCATIONS		1	1		2	
		INACTIVE/DEFAULT LOCATIONS	1	1		2	
	JUDICIARY		1	2	3		
		1ST CIRCUIT COURT OF APPEAL			1		
		3RD CIRCUIT COURT OF APPEAL	1	2			
		5TH CIRCUIT COURT OF APPEAL			2		
	LA COMMUNITY & TECHNICAL COLLEGE		48	158	171	31	35
		BATON ROUGE COMMUNITY COLLEGE	8	1	36	2	3
		BOSSIER PARISH COMMUNITY COLLEGE	18	2	8		
		CENTRAL LA TECH COMM COLLEGE (CLTCC)	12	21	3		
		ELAINE P NUNEZ COMMUNITY COLLEGE		14	15	4	1
		ISAAC DELGADO COMMUNITY COLLEGE	3	16	51	1	8
		L. E. FLETCHER COMMUNITY COLLEGE		4	19		
		LA DELTA COMMUNITY COLLEGE (LDCC)	1	9	1	2	1
		NORTHSHORE TECHNICAL COMM COLLEGE (NTCC)		1	8	11	6
		NORTHWEST LOUISIANA TECH. COMM. COLLEGE	4	10	10		5
		RIVER PARISH COMMUNITY COLLEGE			14	1	3
		SOUTH LA COMMUNITY COLLEGE (SLCC)	2	20		9	6
		SOWELA COMMUNITY COLLEGE		60	6	1	2
	LA WORKFORCE COMMISSION			1	3		
		OFF OF WORKFORCE SUPP & TRAINING (OWST)		1	3		
	LEGISLATURE			2		1	
		LA HOUSE OF REPRESENTATIVES		2		1	
	LSU SYSTEM		79	200	90	74	62
		LSU - AGRICULTURAL CENTER	49	120	45	33	14
		LSU - ALEXANDRIA	10	32	2	2	3
		LSU - EUNICE	2	27	3	1	18
		LSU - SHREVEPORT	1	5	11	4	19
		LSU HEALTH SCI CTR (LSUHSC) NEW ORLEANS	16	13	28	5	8
		LSU HEALTH SCIENCES CTR - SHREVEPORT	1	3	1	4	
		PENNINGTON BIOMEDICAL RESEARCH CTR				25	
	LSUMC HEALTH CARE SERVICES DIV.		11	5	33	13	
		LALLIE KEMP REGIONAL MED CENTER			17	1	
		UNIVERSITY MEDICAL CENTER	11	5	16	12	
	NON-APPROPRIATED MISC. BOARDS & COMMISSIONS		20	85	126	33	35

PLAN	DEPT	AGENCY	FY20	FY21	FY22	FY23	FY24
PROPERTY			710	2875	1775	646	733
		ASCENSION-ST. JAMES AIRPORT AUTHORITY			2		
		BD OF EXAMIN. OF NURSING FACILITY ADMIN			1		
		BOARD OF MEDICAL EXAMINERS					1
		BOARD OF NURSING		1			
		BOARD OF PRACTICAL NURSE EXAMINERS			1		
		BOARD OF PRIVATE SECURITY EXAMINERS				1	2
		LA STATE LICENSING BOARD FOR CONTRACTORS					1
		LA NAVAL MEMORIAL COMMISSION	2	2	2	2	3
		LOUISIANA HOUSING CORPORATION	4	25	62	1	5
		MOTOR VEHICLE COMMISSION			1		
		NEW ORLEANS CITY PARK IMPROVEMENT ASSOC	5	17	36	12	4
		OFFICE FACILITIES CORPORATION	7	9	16	11	18
		SABINE RIVER AUTHORITY	2	31	5	6	1
	SOUTHERN UNIVERSITY SYSTEM		51	69	93	47	82
		SOUTHERN UNIVERSITY - AGRICULTURAL CTR	3	5	6	1	2
		SOUTHERN UNIVERSITY - BATON ROUGE	44	49	72	44	45
		SOUTHERN UNIVERSITY - LAW CENTER		2	2	2	2
		SOUTHERN UNIVERSITY - NEW ORLEANS	1	12	12		17
		SOUTHERN UNIVERSITY - SHREVEPORT	3	1	1		16
	SPECIAL SCHOOLS & EDUCATION AGY.		3	20	22	4	6
		BD. REGENTS FOR HIGHER EDUCATION			1		
		JIMMY LONG SR LA SCHOOL MATH SCIENCE ART					5
		LA EDUCATIONAL TELEVISION AUTH	1	3	3	2	
		LA UNIVERSITY MARINE CONSORTIUM	2	3	7		
		N. O. CENTER FOR CREATIVE ARTS		11	8	1	1
		SPECIAL SCHOOL DISTRICT		2	1		
		ST. BD. ELEM & SECONDARY EDUC		1	2	1	
	UNIVERSITY OF LOUISIANA SYSTEM		175	844	408	165	192
		GRAMBLING STATE UNIVERSITY	4	110	9	41	4
		LOUISIANA TECH UNIVERSITY	7	66	3	19	17
		MCNEESE STATE UNIVERSITY	8	234	15	8	17
		NICHOLLS STATE UNIVERSITY	5	10	122	16	10
		NORTHWESTERN STATE UNIVERSITY	8	108	9	4	2
		SOUTHEASTERN LA UNIVERSITY	6	8	101	13	20
		UNIVERSITY OF LOUISIANA AT LAF.	106	197	31	37	90
		UNIVERSITY OF LOUISIANA AT MONR.	10	42	19	20	14
		UNIVERSITY OF NEW ORLEANS	21	69	99	7	18

PLAN	DEPT	AGENCY	FY20	FY21	FY22	FY23	FY24
------	------	--------	------	------	------	------	------

ROAD HAZARD	475	560	466	544	657
DEPARTMENT OF TRANSPORTATION & DEVELOPMENT	475	560	466	544	657
DOTD OFFICE OF ENGINEERING	475	560	466	544	657

PLAN	DEPT	AGENCY	FY20	FY21	FY22	FY23	FY24
	TRANSPORTATION		1814	1809	1923	1784	1975
	DEPT OF CHILDREN AND FAMILY SERVICES		120	110	113	144	134
	OFF OF CHILDREN & FAMILY SERVICES (OCFS)		120	110	113	144	134
	DEPARTMENT OF CIVIL SERVICE		1			1	3
	CIVIL SERVICE - ETHICS ADMINISTRATION						1
	CIVIL SERVICE - MUNICIPAL FIRE & POLICE		1			1	
	CIVIL SERVICE - STATE POLICE COMMISSION						2
	DEPARTMENT OF CORRECTIONS		215	181	242	260	279
	ALLEN CORRECTIONAL CENTER		9	3	3	8	6
	DIVISION OF PROBATION & PAROLE		117	106	164	155	180
	DIXON CORRECTIONAL INSTITUTE		14	18	13	23	11
	DOC - ADMINISTRATION		2		8	9	4
	ELAYN HUNT CORRECTIONAL CENTER		14	7	9	7	13
	LA CORRECTN INSTITUTE FOR WOMEN				2	2	4
	LOUISIANA STATE PENITENTIARY		33	26	9	16	27
	PRISON ENTERPRISES		2	7	13	10	4
	RAYBURN CORRECTIONAL CENTER		6	4	1	10	7
	RAYMOND LABORDE CORRECTIONAL CTR		5	9		8	14
	WADE CORRECTIONAL CENTER		11	1	20	12	9
	WINN CORRECTIONAL CENTER		2				
	DEPARTMENT OF EDUCATION		1	2	1		
	EDUCATION / STATE ACTIVITIES		1	2	1		
	DEPARTMENT OF ENERGY & NATURAL RESOURCES		7	1	6	6	4
	OFFICE OF COASTAL MANAGEMENT					4	
	OFFICE OF CONSERVATION		7	1	6	2	4
	DEPARTMENT OF HEALTH		81	85	128	119	138
	CAPITAL AREA HUMAN SERVICES DIST (CAHSD)		3				3
	CENTRAL LA HUMAN SERVICES DIST (CLAHSD)				1	1	2
	DHH - OFFICE OF THE SECRETARY		5	7	12	7	8
	FLORIDA PARISHES HUMAN SERVICES AUTHORITY				5	1	
	IMPERIAL CALCASIEU HUMAN SVC AUTH(ICHSA)		6	7		5	
	JEFFERSON PARISH HUMAN SERVICES AUTH		4	7	4	7	2
	LOUISIANA EMERGENCY RESPONSE NETWORK BOARD						1
	MEDICAL VENDOR ADMINISTRATION		1				2
	METROPOLITAN HUMAN SERVICE DIST (MHSD)			2	2		
	NORTHEAST DELTA HUMAN SERV AUTH (NEDHSA)		2				2

PLAN	DEPT	AGENCY	FY20	FY21	FY22	FY23	FY24
	TRANSPORTATION		1814	1809	1923	1784	1975
		NORTHWEST LA HUMAN SERV DIST (NWLHSD)		1	2	1	
		OFF OF CITIZENS W DEV DISABILITY (OCDD)	21	24	43	44	50
		OFFICE OF AGING & ADULT SERVICES (OAAS)	6	4	4	5	12
		OFFICE OF BEHAVIORAL HEALTH (OBH)	10	5	11	14	20
		OFFICE OF PUBLIC HEALTH (OPH)	20	25	35	29	36
		SOUTHCENTRAL LA HUMAN SERV AUTH (SCLHSA)	3	3	9	5	
	DEPARTMENT OF INSURANCE						1
		COMMISSIONER OF INSURANCE					1
	DEPARTMENT OF JUSTICE		31	6	24	16	24
		OFFICE OF ATTORNEY GENERAL	31	6	24	16	24
	DEPARTMENT OF PUBLIC SAFETY		504	535	472	497	472
		DPS - MANAGEMENT & FINANCE		10	6	13	17
		LA GAMING CONTROL BOARD	2		2	1	
		LIQUEFIED PETROLEUM GAS COMMISSION	2			1	
		OFFICE OF MOTOR VEHICLES	14	3	5	8	5
		OFFICE OF STATE FIRE MARSHAL	23	16	20	32	37
		OFFICE OF STATE POLICE	463	506	439	442	413
	DEPARTMENT OF PUBLIC SERVICE			2	1		1
		PUBLIC SERVICE COMMISSION		2	1		1
	DEPARTMENT OF REVENUE		17	7	10	10	9
		LA OFFICE OF ALCOHOL & TOBACCO CONTROL	15	6	8	6	9
		OFFICE OF REVENUE	2	1	2	4	
	DEPARTMENT OF STATE		2	3	3	1	7
		SECRETARY OF STATE	2	3	3	1	7
	DEPARTMENT OF THE TREASURY				4		
		OFFICE OF THE STATE TREASURER			4		
	DEPARTMENT OF TRANSPORTATION & DEVELOPMENT		312	383	405	247	342
		DOTD - OFFICE OF THE SECRETARY		2			
		DOTD H.Q./MANAGEMENT AND FINANCE	2	3			
		DOTD OFFICE OF ENGINEERING	310	378	405	247	342
	DEPT OF AGRICULTURE & FORESTRY		98	87	85	103	139
		DEPARTMENT OF AGRICULTURE & FORESTRY	98	87	85	103	139
	DEPT OF ECONOMIC DEVELOPMENT		3				
		DED - OFFICE OF SECRETARY	3				
	DEPT OF ENVIRONMENTAL QUALITY		14	29	29	23	22
		DEPARTMENT OF ENVIRONMENTAL QUALITY	14	29	29	23	22
	DEPT. CULTURE, RECREATION, TOURISM		18	7	18	18	14
		DCRT - OFFICE OF THE SECRETARY				1	
		OFFICE OF CULTURAL DEVELOPMENT					2
		OFFICE OF STATE LIBRARY			1		
		OFFICE OF STATE MUSEUM	3	2	2		2

PLAN	DEPT	AGENCY	FY20	FY21	FY22	FY23	FY24
		TRANSPORTATION	1814	1809	1923	1784	1975
		OFFICE OF STATE PARKS	11	5	15	16	9
		OFFICE OF TOURISM	4			1	1
		DEPT. OF PUBLIC SAFETY & CORRECTIONS / YOUTH	54	35	54	35	75
		OFFICE OF JUVENILE JUSTICE (OJJ)	54	35	54	35	75
		DEPT. OF WILDLIFE & FISHERIES	87	80	93	73	83
		DWLF-OFFICE OF THE SECRETARY	63	52	35	43	55
		OFFICE OF FISHERIES	14	5	15	10	7
		OFFICE OF WILDLIFE	10	23	43	20	21
		DIVISION OF ADMINISTRATION	21	11	20	18	32
		DOA-COMMISSIONER'S OFFICE		1			
		FACILITY PLANNING & CONTROL	1	2	1		
		FEDERAL PROPERTY ASSISTANCE AGENCY			2		
		LA PROPERTY ASSISTANCE AGENCY	6	5	4	7	10
		OFFICE OF AIRCRAFT SERVICES				1	
		OFFICE OF COMMUNITY DEVELOPMENT			2	3	
		OFFICE OF GROUP BENEFITS		1			
		OFFICE OF RISK MANAGEMENT			1	2	2
		OFFICE OF STATE TRAVEL					1
		OFFICE OF TECHNOLOGY SERVICES	9	2	7	3	13
		STATE BUILDINGS	5		3	2	5
		STATE LAND OFFICE					1
		EXECUTIVE BRANCH	41	109	64	29	19
		COASTAL PROTECTION & RESTORATION AUTHOR.	3	4	3	2	
		DEPARTMENT OF MILITARY AFFAIRS	21	30	38	7	4
		GOV OFFICE OF HOMELAND SEC & EMERG PREP	5	74	9	7	1
		LA COMMISSION ON LAW ENFORCEMENT	1				3
		LA RACING COMMISSION				1	1
		LA STADIUM & EXPOSITION DISTRICT COMM			4		
		LOUISIANA SUPERDOME			1	1	
		MENTAL HEALTH ADVOCACY			1	2	
		NORTHEAST LA VETERANS HOME	1				
		NORTHWEST LA VETERANS HOME	1				
		OFFICE OF ELDERLY AFFAIRS				4	
		OFFICE OF FINANCIAL INSTITUTIONS	2			1	3
		OFFICE OF STATE INSPECTOR GENERAL			1		
		OFFICE OF THE GOVERNOR			1		1
		OFFICE OF COSMETOLOGY		1	1	2	
		SOUTHEAST LA VETERANS HOME	3				
		SOUTHWEST LA VETERANS HOME	2		2		1
		VETERAN'S AFFAIRS	2		3		4
		VETERAN'S CENTER				2	1

PLAN	DEPT	AGENCY	FY20	FY21	FY22	FY23	FY24
		TRANSPORTATION	1814	1809	1923	1784	1975
		INACTIVE/DEFAULT LOCATIONS	2		2		3
		INACTIVE/DEFAULT LOCATIONS	2		2		3
		JUDICIARY	2		2	1	18
		CRIMINAL COURT-PARISH OF ORLEANS				1	
		JUDICIAL DISTRICT COURTS (JDC)	1		2		16
		LOUISIANA SUPREME COURT	1				2
		LA COMMUNITY & TECHNICAL COLLEGE	17	13	14	15	23
		BATON ROUGE COMMUNITY COLLEGE	4			5	2
		BOSSIER PARISH COMMUNITY COLLEGE					1
		CENTRAL LA TECH COMM COLLEGE (CLTCC)	1				
		ELAINE P NUNEZ COMMUNITY COLLEGE				1	
		ISAAC DELGADO COMMUNITY COLLEGE	1		2	2	3
		L. E. FLETCHER COMMUNITY COLLEGE				1	2
		LA DELTA COMMUNITY COLLEGE (LDCC)	3		2		1
		LCTCS- BOARD OF SUPERVISORS					1
		NORTHSHORE TECHNICAL COMM COLLEGE (NTCC)	2				
		NORTHWEST LOUISIANA TECH. COMM. COLLEGE			8	3	
		RIVER PARISH COMMUNITY COLLEGE			1		3
		SOUTH LA COMMUNITY COLLEGE (SLCC)	4	7			10
		SOWELA COMMUNITY COLLEGE	2	6	1	3	
		LA WORKFORCE COMMISSION	3	1	1	3	7
		OFF OF WORKFORCE SUPP & TRAINING (OWST)	3	1	1	3	7
		LEGISLATURE			1		1
		LEGISLATIVE AUDITOR			1		1
		LIEUTENANT GOVERNOR			1	1	
		OFFICE OF THE LIEUTENANT GOVERNOR			1	1	
		LSU SYSTEM	48	44	20	50	34
		LSU - AGRICULTURAL CENTER	28	37	11	34	30
		LSU - ALEXANDRIA	9	1	6	8	
		LSU - EUNICE				2	
		LSU - SHREVEPORT			1	2	1
		LSU HEALTH SCI CTR (LSUHSC) NEW ORLEANS	9	5	2	4	3
		LSU HEALTH SCIENCES CTR - SHREVEPORT	2	1			
		NON-APPROPRIATED MISC. BOARDS & COMMISSIONS	11	10	7	7	7
		BOARD OF ARCHITECTURAL EXAMINERS	1				
		BOARD OF EXAMINERS FOR SANITARIANS				1	
		LA STATE LICENSING BOARD FOR CONTRACTORS		2	2	3	
		LA USED MOTOR VEHICLE COMMISSION	1		1		3
		LOUISIANA HOUSING CORPORATION	1	4	1	1	3
		MOTOR VEHICLE COMMISSION		2	1		
		NEW ORLEANS CITY PARK IMPROVEMENT ASSOC	3	1	1	1	1

PLAN	DEPT	AGENCY	FY20	FY21	FY22	FY23	FY24
		TRANSPORTATION	1814	1809	1923	1784	1975
		SABINE RIVER AUTHORITY	5	1	1	1	
		SOUTHERN UNIVERSITY SYSTEM	19	14	28	13	5
		SOUTHERN UNIVERSITY - AGRICULTURAL CTR	1	2			1
		SOUTHERN UNIVERSITY - BATON ROUGE	7	8	28	10	4
		SOUTHERN UNIVERSITY - NEW ORLEANS	3	3		1	
		SOUTHERN UNIVERSITY - SHREVEPORT	8	1		2	
		SPECIAL SCHOOLS & EDUCATION AGY.	17	1	15	13	1
		BD. REGENTS FOR HIGHER EDUCATION	1			1	
		JIMMY LONG SR LA SCHOOL MATH SCIENCE ART	2			3	1
		LA EDUCATIONAL TELEVISION AUTH	3		2	1	
		LA UNIVERSITY MARINE CONSORTIUM	2		4	1	
		N. O. CENTER FOR CREATIVE ARTS				2	
		OFFICE OF STUDENT FINANCIAL ASST	6		1		
		SPECIAL SCHOOL DISTRICT	2	1	3	5	
		ST. BD. ELEMEN & SECONDARY EDUC			1		
		THRIVE ACADEMY - BATON ROUGE	1		4		
		UNIVERSITY OF LOUISIANA SYSTEM	68	53	60	81	77
		GRAMBLING STATE UNIVERSITY	3	4	10	6	7
		LOUISIANA TECH UNIVERSITY	9	8	5	7	13
		MCNEESE STATE UNIVERSITY	2	12	10	5	9
		NICHOLLS STATE UNIVERSITY	3	6	1	17	3
		NORTHWESTERN STATE UNIVERSITY	6	8	9	5	4
		SOUTHEASTERN LA UNIVERSITY	14	6	10	15	21
		UNIVERSITY OF LOUISIANA AT LAF.	23	7	10	9	13
		UNIVERSITY OF LOUISIANA AT MONR.	8	2	4	14	5
		UNIVERSITY OF NEW ORLEANS			1	3	2

PLAN	DEPT	AGENCY	FY20	FY21	FY22	FY23	FY24
		WORKERS COMPENSATION	2320	1936	1907	1687	1803
		DEPT OF CHILDREN AND FAMILY SERVICES	100	57	83	83	65
		OFF OF CHILDREN & FAMILY SERVICES (OCFS)	100	57	83	83	65
		DEPARTMENT OF CIVIL SERVICE		1	3	1	1
		CIVIL SERVICE - DIV OF ADMINISTRATIVE. LAW		1			
		CIVIL SERVICE - ETHICS ADMINISTRATION			1	1	
		CIVIL SERVICE - MUNICIPAL FIRE & POLICE					1
		STATE CIVIL SERVICE			2		
		DEPARTMENT OF CORRECTIONS	235	207	200	158	181
		ALLEN CORRECTIONAL CENTER	6	9	7	9	12
		DIVISION OF PROBATION & PAROLE	35	7	29	29	35

PLAN	DEPT	AGENCY	FY20	FY21	FY22	FY23	FY24
		WORKERS COMPENSATION	2320	1936	1907	1687	1803
		DIXON CORRECTIONAL INSTITUTE	28	39	30	19	26
		DOC - ADMINISTRATION	9	3	3		8
		ELAYN HUNT CORRECTIONAL CENTER	38	51	54	35	27
		LA CORRECTN INSTITUTE FOR WOMEN	15	7	8	6	1
		LOUISIANA STATE PENITENTIARY	69	65	35	27	35
		PRISON ENTERPRISES		1	2	1	2
		RAYBURN CORRECTIONAL CENTER	11	10	11	15	22
		RAYMOND LABORDE CORRECTIONAL CTR	13	8	14	8	6
		WADE CORRECTIONAL CENTER	11	7	7	9	7
		DEPARTMENT OF EDUCATION	2	4	2	1	6
		EDUCATION / STATE ACTIVITIES	2	4	2	1	6
		DEPARTMENT OF ENERGY & NATURAL RESOURCES	2	2	1		2
		DENR	1				
		OFFICE OF COASTAL MANAGEMENT					1
		OFFICE OF CONSERVATION	1	1	1		1
		OFFICE OF MINERAL RESOURCES		1			
		DEPARTMENT OF HEALTH	754	571	577	507	478
		ACADIANA AREA HUMAN SERV DIST (AAHSD)	1	2		1	2
		CAPITAL AREA HUMAN SERVICES DIST (CAHSD)	7	1	2	4	7
		CENTRAL LA HUMAN SERVICES DIST (CLAHSD)			1		1
		DHH - OFFICE OF THE SECRETARY	8	5	3		8
		FLORIDA PARISHES HUMAN SERVICES AUTHORITY	3	5	4	3	2
		JEFFERSON PARISH HUMAN SERVICES AUTH	5	1			
		MEDICAL VENDOR ADMINISTRATION	3	4	4	2	2
		METROPOLITAN HUMAN SERVICE DIST (MHSD)	2	1	3	1	1
		NORTHEAST DELTA HUMAN SERV AUTH (NEDHSA)	1				
		NORTHWEST LA HUMAN SERV DIST (NWLHSD)	1		1		
		OFF OF CITIZENS W DEV DISABILITY (OCDD)	440	272	242	243	184
		OFFICE OF AGING & ADULT SERVICES (OAAS)	8	7	10	12	11
		OFFICE OF BEHAVIORAL HEALTH (OBH)	255	264	293	226	254
		OFFICE OF PUBLIC HEALTH (OPH)	17	8	14	11	6
		SOUTHCENTRAL LA HUMAN SERV AUTH (SCLHSA)	3	1		4	
		DEPARTMENT OF INSURANCE		3	1	3	4
		COMMISSIONER OF INSURANCE		3	1	3	4
		DEPARTMENT OF JUSTICE	5	8	11	6	3
		OFFICE OF ATTORNEY GENERAL	5	8	11	6	3
		DEPARTMENT OF PUBLIC SAFETY	136	75	84	57	101
		DPS - MANAGEMENT & FINANCE	3	1	1	2	2
		OFFICE OF MOTOR VEHICLES	11	4	3	3	4
		OFFICE OF STATE FIRE MARSHAL	5	4	6	2	5
		OFFICE OF STATE POLICE	117	66	74	50	90

PLAN	DEPT	AGENCY	FY20	FY21	FY22	FY23	FY24
		WORKERS COMPENSATION	2320	1936	1907	1687	1803
		DEPARTMENT OF PUBLIC SERVICE	2		1		
		PUBLIC SERVICE COMMISSION	2		1		
		DEPARTMENT OF REVENUE	5	3	2		2
		LA OFFICE OF ALCOHOL & TOBACCO CONTROL		1	1		1
		OFFICE OF REVENUE	5	2	1		1
		DEPARTMENT OF STATE	4	6	5	3	8
		SECRETARY OF STATE	4	6	5	3	8
		DEPARTMENT OF THE TREASURY	2		1	1	1
		OFFICE OF THE STATE TREASURER	2		1	1	1
		DEPARTMENT OF TRANSPORTATION & DEVELOPMENT	169	164	148	154	186
		DOTD H.Q./MANAGEMENT AND FINANCE	1				
		DOTD OFFICE OF ENGINEERING	168	164	148	154	186
		DEPT OF AGRICULTURE & FORESTRY	10	11	16	12	20
		DEPARTMENT OF AGRICULTURE & FORESTRY	10	11	16	12	20
		DEPT OF ECONOMIC DEVELOPMENT			1		
		OFFICE OF BUSINESS DEVELOPMENT			1		
		DEPT OF ENVIRONMENTAL QUALITY	12	8	5	11	7
		DEPARTMENT OF ENVIRONMENTAL QUALITY	12	8	5	11	7
		DEPT. CULTURE, RECREATION, TOURISM	29	22	27	13	21
		DCRT - OFFICE OF THE SECRETARY		1	20	9	14
		OFFICE OF CULTURAL DEVELOPMENT	1				
		OFFICE OF STATE MUSEUM	4	2	4	3	6
		OFFICE OF STATE PARKS	21	17	3	1	1
		OFFICE OF TOURISM	3	2			
		DEPT. OF PUBLIC SAFETY & CORRECTIONS / YOUTH	157	148	112	63	78
		OFFICE OF JUVENILE JUSTICE (OJJ)	157	148	112	63	78
		DEPT. OF WILDLIFE & FISHERIES	34	28	30	24	38
		DWLF - MANAGEMENT & FINANCE				1	
		DWLF-OFFICE OF THE SECRETARY	18	8	20	13	20
		OFFICE OF FISHERIES	8	8	5	4	13
		OFFICE OF WILDLIFE	8	12	5	6	5
		DIVISION OF ADMINISTRATION	12	17	21	17	16
		DOA-COMMISSIONER'S OFFICE				2	1
		FACILITY PLANNING & CONTROL				2	
		FEDERAL PROPERTY ASSISTANCE AGENCY	1				
		LA PROPERTY ASSISTANCE AGENCY		2	3	1	
		LA TAX COMMISSION	1				
		OFFICE OF COMMUNITY DEVELOPMENT	1			1	
		OFFICE OF GROUP BENEFITS			1	1	1
		OFFICE OF PLANNING & BUDGET				1	
		OFFICE OF RISK MANAGEMENT			2	1	

PLAN	DEPT	AGENCY	FY20	FY21	FY22	FY23	FY24
		WORKERS COMPENSATION	2320	1936	1907	1687	1803
		OFFICE OF STATE PROCUREMENT		1			1
		OFFICE OF STATE REPORTING & ACCT POLICY		2			
		OFFICE OF STATE UNIFORM PAYROLL		1			
		OFFICE OF TECHNOLOGY SERVICES	4	8	7	4	3
		PATIENT/S COMPENSATION FUND OVERSIGHT BD	1				
		STATE BUILDINGS	4	3	8	3	8
		STATE LAND OFFICE				1	2
		EMPLOYEE BENEFIT SYSTEMS				4	
		LA STATE EMPLOYEES RETIREMENT SYSTEM				1	
		LA TEACHERS RETIREMENT SYSTEM				3	
		EXECUTIVE BRANCH	127	164	149	80	65
		DEPARTMENT OF MILITARY AFFAIRS	72	132	113	33	31
		GOV OFFICE OF HOMELAND SEC & EMERG PREP	3	2	1	1	
		LA COMMISSION ON LAW ENFORCEMENT		2			
		LA RACING COMMISSION		1	1	2	2
		MENTAL HEALTH ADVOCACY	1				
		NORTHEAST LA VETERANS HOME	11	5	4	17	14
		NORTHWEST LA VETERANS HOME	12	6	4	4	4
		OFFICE OF ELDERLY AFFAIRS			1	3	
		OFFICE OF FINANCIAL INSTITUTIONS	3				1
		OFFICE OF THE GOVERNOR	2			1	1
		OFFICE OF THE STATE PUBLIC DEFENDER		1			
		SOUTHEAST LA VETERANS HOME	4	5	3	6	4
		SOUTHWEST LA VETERANS HOME	14	6	16	5	5
		VETERAN'S AFFAIRS	1	2	1	3	3
		VETERAN'S CENTER	4	2	5	5	
		INACTIVE/DEFAULT LOCATIONS	3		1		1
		INACTIVE/DEFAULT LOCATIONS	3		1		1
		JUDICIARY	4	3	2	1	6
		1ST CIRCUIT COURT OF APPEAL					1
		2ND CIRCUIT COURT OF APPEAL		1			
		3RD CIRCUIT COURT OF APPEAL		2	1		
		COURTS OF APPEAL					1
		CRIMINAL COURT-PARISH OF ORLEANS	2				
		LOUISIANA SUPREME COURT	2		1	1	4
		LA COMMUNITY & TECHNICAL COLLEGE	40	36	38	41	29
		BATON ROUGE COMMUNITY COLLEGE	7	2	4	14	5
		BOSSIER PARISH COMMUNITY COLLEGE	1	1	3	3	3
		CENTRAL LA TECH COMM COLLEGE (CLTCC)	1	2		2	1
		ELAINE P NUNEZ COMMUNITY COLLEGE			2	2	1
		ISAAC DELGADO COMMUNITY COLLEGE	6	10	9	6	5

PLAN	DEPT	AGENCY	FY20	FY21	FY22	FY23	FY24
		WORKERS COMPENSATION	2320	1936	1907	1687	1803
		L. E. FLETCHER COMMUNITY COLLEGE	5	2	1		2
		LA DELTA COMMUNITY COLLEGE (LDCC)	1	1	5	1	
		LCTCS- BOARD OF SUPERVISORS		2			
		NORTHSHORE TECHNICAL COMM COLLEGE (NTCC)	3		1	1	2
		NORTHWEST LOUISIANA TECH. COMM. COLLEGE	1		2	1	
		RIVER PARISH COMMUNITY COLLEGE	1	1	2		
		SOUTH LA COMMUNITY COLLEGE (SLCC)	10	9	8	6	4
		SOWELA COMMUNITY COLLEGE	4	6	1	5	6
		LA WORKFORCE COMMISSION	13	12	24	12	13
		OFF OF WORKFORCE SUPP & TRAINING (OWST)	13	12	24	12	13
		LEGISLATURE	3	6	5	4	4
		LA HOUSE OF REPRESENTATIVES	2	2			1
		LEGISLATIVE AUDITOR		1	1	1	
		LEGISLATIVE FISCAL OFFICE		1			1
		LOUISIANA SENATE	1	2	4	3	2
		LSU SYSTEM	209	169	184	203	224
		LSU - AGRICULTURAL CENTER	39	30	30	36	35
		LSU - ALEXANDRIA	3	1	4	4	4
		LSU - EUNICE	4	4	6	5	1
		LSU - SHREVEPORT	8	5	5	6	6
		LSU HEALTH SCI CTR (LSUHSC) NEW ORLEANS	51	49	78	105	88
		LSU HEALTH SCIENCES CTR - SHREVEPORT	96	74	55	42	85
		PENNINGTON BIOMEDICAL RESEARCH CTR	8	6	6	5	5
		LSUMC HEALTH CARE SERVICES DIV.	7	10	8	8	7
		LALLIE KEMP REGIONAL MED CENTER	7	10	8	8	7
		NON-APPROPRIATED MISC. BOARDS & COMMISSIONS	11	15	13	6	8
		BOARD OF MEDICAL EXAMINERS		2			
		BOARD OF NURSING					1
		LA STATE LICENSING BOARD FOR CONTRACTORS	1		1		1
		LA BOARD OF PHARMACY			1		
		LA NAVAL MEMORIAL COMMISSION				1	
		LOUISIANA HOUSING CORPORATION	1	1	1	1	4
		LOUISIANA REAL ESTATE COMMISSION		1			
		NEW ORLEANS CITY PARK IMPROVEMENT ASSOC	7	6	6	1	
		SABINE RIVER AUTHORITY	2	5	4	3	2
		SOUTHERN UNIVERSITY SYSTEM	13	6	11	25	23
		SOUTHERN UNIV. BOARD OF SUPERVISORS					1
		SOUTHERN UNIVERSITY - BATON ROUGE	5	4	7	9	7
		SOUTHERN UNIVERSITY - NEW ORLEANS	2			7	12
		SOUTHERN UNIVERSITY - SHREVEPORT	6	2	4	9	3
		SPECIAL SCHOOLS & EDUCATION AGY.	28	18	13	23	15

PLAN	DEPT	AGENCY	FY20	FY21	FY22	FY23	FY24
		WORKERS COMPENSATION	2320	1936	1907	1687	1803
		BD. REGENTS FOR HIGHER EDUCATION	1			1	1
		JIMMY LONG SR LA SCHOOL MATH SCIENCE ART					1
		LA EDUCATIONAL TELEVISION AUTH	1				
		LA UNIVERSITY MARINE CONSORTIUM	5	6	1	4	
		N. O. CENTER FOR CREATIVE ARTS	2		1		
		OFFICE OF STUDENT FINANCIAL ASST	3			3	
		SPECIAL SCHOOL DISTRICT	15	10	10	14	13
		THRIVE ACADEMY - BATON ROUGE	1	2	1	1	
		UNIVERSITY OF LOUISIANA SYSTEM	192	162	128	166	190
		GRAMBLING STATE UNIVERSITY	10	2	3	4	5
		LOUISIANA TECH UNIVERSITY	14	16	5	13	6
		MCNEESE STATE UNIVERSITY	7	4	2	8	10
		NICHOLLS STATE UNIVERSITY	8	17	14	15	10
		NORTHWESTERN STATE UNIVERSITY	12	9	7	9	8
		SOUTHEASTERN LA UNIVERSITY	20	20	17	17	11
		UNIVERSITY OF LOUISIANA AT LAF.	101	77	61	86	124
		UNIVERSITY OF LOUISIANA AT MONR.	11	13	12	8	7
		UNIVERSITY OF NEW ORLEANS	9	4	7	6	9

PENDING CLAIM COUNTS BY PLAN AND DEPARTMENT

PLAN / DEPARTMENT / AGENCY	PENDING CLAIMS
CGL	1068
DEPT OF CHILDREN AND FAMILY SERVICES	55
OFF OF CHILDREN & FAMILY SERVICES (OCFS)	55
DEPARTMENT OF CIVIL SERVICE	1
CIVIL SERVICE - STATE POLICE COMMISSION	1
DEPARTMENT OF CORRECTIONS	281
ALLEN CORRECTIONAL CENTER	10
DIVISION OF PROBATION & PAROLE	7
DIXON CORRECTIONAL INSTITUTE	24
DOC - ADMINISTRATION	30
ELAYN HUNT CORRECTIONAL CENTER	28
LA CORRECTN INSTITUTE FOR WOMEN	3
LOUISIANA STATE PENITENTIARY	108
PRISON ENTERPRISES	2
RAYBURN CORRECTIONAL CENTER	24
RAYMOND LABORDE CORRECTIONAL CTR	24
WADE CORRECTIONAL CENTER	21
DEPARTMENT OF EDUCATION	12
EDUCATION / STATE ACTIVITIES	9
RECOVERY SCHOOL DISTRICT (RSD)	3
DEPARTMENT OF ENERGY & NATURAL RESOURCES	2
DENR	1
OFFICE OF CONSERVATION	1
DEPARTMENT OF HEALTH	52
DHH - OFFICE OF THE SECRETARY	7
IMPERIAL CALCASIEU HUMAN SVC AUTH(ICHSA)	2
JEFFERSON PARISH HUMAN SERVICES AUTH	1
MEDICAL VENDOR ADMINISTRATION	4
METROPOLITAN HUMAN SERVICE DIST (MHSD)	2
OFF OF CITIZENS W DEV DISABILITY (OCDD)	20
OFFICE OF AGING & ADULT SERVICES (OAAS)	3
OFFICE OF BEHAVIORAL HEALTH (OBH)	9
OFFICE OF PUBLIC HEALTH (OPH)	4
DEPARTMENT OF INSURANCE	2
COMMISSIONER OF INSURANCE	2
DEPARTMENT OF JUSTICE	26
OFFICE OF ATTORNEY GENERAL	26
DEPARTMENT OF PUBLIC SAFETY	87
DPS - MANAGEMENT & FINANCE	1
OFFICE OF MOTOR VEHICLES	12
OFFICE OF STATE FIRE MARSHAL	2

PLAN / DEPARTMENT / AGENCY	PENDING CLAIMS
CGL	1068
OFFICE OF STATE POLICE	72
DEPARTMENT OF REVENUE	6
LA OFFICE OF ALCOHOL & TOBACCO CONTROL	2
OFFICE OF REVENUE	4
DEPARTMENT OF STATE	3
SECRETARY OF STATE	3
DEPARTMENT OF TRANSPORTATION & DEVELOPMENT	17
DOTD H.Q./MANAGEMENT AND FINANCE	1
DOTD - OFFICE OF THE SECRETARY	1
DOTD / OFFICE OF ENGINEERING	15
DEPT OF AGRICULTURE & FORESTRY	5
DEPARTMENT OF AGRICULTURE & FORESTRY	5
DEPT OF ENVIRONMENTAL QUALITY	14
DEPARTMENT OF ENVIRONMENTAL QUALITY	14
DEPT. CULTURE, RECREATION, TOURISM	19
DCRT - OFFICE OF THE SECRETARY	1
OFFICE OF STATE LIBRARY	1
OFFICE OF STATE MUSEUM	4
OFFICE OF STATE PARKS	11
OFFICE OF TOURISM	2
DEPT. OF PUBLIC SAFETY & CORRECTIONS / YOUTH	12
OFFICE OF JUVENILE JUSTICE (OJJ)	12
DEPT. OF WILDLIFE & FISHERIES	15
DWLF-OFFICE OF THE SECRETARY	9
OFFICE OF FISHERIES	2
OFFICE OF WILDLIFE	4
DIVISION OF ADMINISTRATION	30
DOA-COMMISSIONER'S OFFICE	2
LA PROPERTY ASSISTANCE AGENCY	1
OFFICE OF COMMUNITY DEVELOPMENT	9
OFFICE OF RISK MANAGEMENT	6
OFFICE OF STATE PROCUREMENT	1
OFFICE OF TECHNOLOGY SERVICES	1
PATIENT/S COMPENSATION FUND OVERSIGHT BD	4
STATE BUILDINGS	5
STATE LAND OFFICE	1
EMPLOYEE BENEFIT SYSTEMS	2
LA STATE EMPLOYEES RETIREMENT SYSTEM	1
LA TEACHERS RETIREMENT SYSTEM	1
EXECUTIVE BRANCH	115
ALARIO CENTER	1
COASTAL PROTECTION & RESTORATION AUTHOR.	10

PLAN / DEPARTMENT / AGENCY	PENDING CLAIMS
CGL	1068
DEPARTMENT OF MILITARY AFFAIRS	7
LA STADIUM & EXPOSITION DISTRICT COMM	25
LOUISIANA SUPERDOME	32
NEW ORLEANS SPORTS ARENA	13
NORTHWEST LA VETERANS HOME	1
OFFICE OF ELDERLY AFFAIRS	1
OFFICE OF FINANCIAL INSTITUTIONS	2
OFFICE OF STATE INSPECTOR GENERAL	2
OFFICE OF THE GOVERNOR	12
OFFICE OF THE STATE PUBLIC DEFENDER	2
OFFICE OF COSMETOLOGY	1
SOUTHEAST LA VETERANS HOME	1
VETERAN'S AFFAIRS	5
INACTIVE/DEFAULT LOCATIONS	20
INACTIVE/DEFAULT LOCATIONS	20
JUDICIARY	38
1ST CIRCUIT COURT OF APPEAL	3
2ND CIRCUIT COURT OF APPEAL	2
3RD CIRCUIT COURT OF APPEAL	1
4TH CIRCUIT COURT OF APPEAL	1
5TH CIRCUIT COURT OF APPEAL	1
CRIMINAL COURT-PARISH OF ORLEANS	4
JUDICIAL DISTRICT COURTS (JDC)	22
LOUISIANA SUPREME COURT	4
LA COMMUNITY & TECHNICAL COLLEGE	19
BATON ROUGE COMMUNITY COLLEGE	4
BOSSIER PARISH COMMUNITY COLLEGE	1
ISAAC DELGADO COMMUNITY COLLEGE	9
LA DELTA COMMUNITY COLLEGE (LDCC)	2
SOUTH LA COMMUNITY COLLEGE (SLCC)	3
LA WORKFORCE COMMISSION	3
OFF OF WORKFORCE SUPP & TRAINING (OWST)	3
LEGISLATURE	2
LEGISLATIVE AUDITOR	1
LOUISIANA SENATE	1
LIEUTENANT GOVERNOR	3
OFFICE OF THE LIEUTENANT GOVERNOR	3
LSU SYSTEM	47
LSU - AGRICULTURAL CENTER	14
LSU - SHREVEPORT	1
LSU HEALTH SCI CTR (LSUHSC) NEW ORLEANS	20
LSU HEALTH SCIENCES CTR - SHREVEPORT	12

PLAN / DEPARTMENT / AGENCY	PENDING CLAIMS
CGL	1068
LSUMC HEALTH CARE SERVICES DIV.	12
LALLIE KEMP REGIONAL MED CENTER	1
LEONARD J. CHABERT MEDICAL CENTER	2
UNIVERSITY MEDICAL CENTER	7
WASHINGTON-ST. TAMMANY RMC	2
NON-APPROPRIATED MISC. BOARDS & COMMISSIONS	42
BOARD OF DENTISTRY	3
BOARD OF EMBALMERS & FUNERAL DIRECTORS	1
BOARD OF MEDICAL EXAMINERS	3
BOARD OF OPTOMETRY EXAMINERS	1
BOARD OF PRIVATE INVESTIGATOR EXAMINERS	9
BOARD OF PRIVATE SECURITY EXAMINERS	3
LA STATE BOXING & WRESTLING COMMISSION	1
LA USED MOTOR VEHICLE COMMISSION	1
LOUISIANA HOUSING CORPORATION	5
MOTOR VEHICLE COMMISSION	1
NEW ORLEANS CITY PARK IMPROVEMENT ASSOC	12
STATE PLUMBING BOARD OF LA	2
SOUTHERN UNIVERSITY SYSTEM	36
SOUTHERN UNIV. BOARD OF SUPERVISORS	2
SOUTHERN UNIVERSITY - AGRICULTURAL CTR	1
SOUTHERN UNIVERSITY - BATON ROUGE	22
SOUTHERN UNIVERSITY - LAW CENTER	2
SOUTHERN UNIVERSITY - NEW ORLEANS	7
SOUTHERN UNIVERSITY - SHREVEPORT	2
SPECIAL SCHOOLS & EDUCATION AGY.	14
BD. REGENTS FOR HIGHER EDUCATION	3
JIMMY LONG SR LA SCHOOL MATH SCIENCE ART	1
N. O. CENTER FOR CREATIVE ARTS	2
SPECIAL SCHOOL DISTRICT	6
ST. BD. ELEMEN & SECONDARY EDUC	1
THRIVE ACADEMY - BATON ROUGE	1
UNIVERSITY OF LOUISIANA SYSTEM	76
GRAMBLING STATE UNIVERSITY	16
LOUISIANA TECH UNIVERSITY	6
MCNEESE STATE UNIVERSITY	10
NICHOLLS STATE UNIVERSITY	2
NORTHWESTERN STATE UNIVERSITY	4
SOUTHEASTERN LA UNIVERSITY	8
UNIVERSITY OF LA BD. OF SUPERVISORS	2
UNIVERSITY OF LOUISIANA AT LAF.	13
UNIVERSITY OF LOUISIANA AT MONR.	7

PLAN / DEPARTMENT / AGENCY	PENDING CLAIMS
CGL	1068
UNIVERSITY OF NEW ORLEANS	8
CYBER LIABILITY	9
DEPARTMENT OF PUBLIC SAFETY	3
OFFICE OF MOTOR VEHICLES	3
LA COMMUNITY & TECHNICAL COLLEGE	1
ELAINE P NUNEZ COMMUNITY COLLEGE	1
LSU SYSTEM	3
LSU HEALTH SCI CTR (LSUHSC) NEW ORLEANS	2
LSU HEALTH SCIENCES CTR - SHREVEPORT	1
SOUTHERN UNIVERSITY SYSTEM	1
SOUTHERN UNIVERSITY - NEW ORLEANS	1
UNIVERSITY OF LOUISIANA SYSTEM	1
NORTHWESTERN STATE UNIVERSITY	1

PLAN / DEPARTMENT / AGENCY	PENDING CLAIMS
FUTURE MEDICAL CARE FUND	76
DEPT OF CHILDREN AND FAMILY SERVICES	4
OFF OF CHILDREN & FAMILY SERVICES (OCFS)	4
DEPARTMENT OF CORRECTIONS	10
DIVISION OF PROBATION & PAROLE	5
DIXON CORRECTIONAL INSTITUTE	1
ELAYN HUNT CORRECTIONAL CENTER	1
LA CORRECTN INSTITUTE FOR WOMEN	1
LOUISIANA STATE PENITENTIARY	1
RAYMOND LABORDE CORRECTIONAL CTR	1
DEPARTMENT OF JUSTICE	1
OFFICE OF ATTORNEY GENERAL	1
DEPARTMENT OF PUBLIC SAFETY	9
OFFICE OF STATE POLICE	9
DEPARTMENT OF TRANSPORTATION & DEVELOPMENT	38
DOTD / OFFICE OF ENGINEERING	38
DEPT OF AGRICULTURE & FORESTRY	1
DEPARTMENT OF AGRICULTURE & FORESTRY	1
DEPT OF ENVIRONMENTAL QUALITY	3
DEPARTMENT OF ENVIRONMENTAL QUALITY	3
DEPT. OF WILDLIFE & FISHERIES	2
DWLF - MANAGEMENT & FINANCE	1
DWLF-OFFICE OF THE SECRETARY	1
LEGISLATURE	1
LA HOUSE OF REPRESENTATIVES	1
LSU SYSTEM	2
LSU - BATON ROUGE	1

PLAN / DEPARTMENT / AGENCY	PENDING CLAIMS
FUTURE MEDICAL CARE FUND	76
LSU HEALTH SCI CTR (LSUHSC) NEW ORLEANS	1
NON-APPROPRIATED MISC. BOARDS & COMMISSIONS	1
NEW ORLEANS CITY PARK IMPROVEMENT ASSOC	1
UNIVERSITY OF LOUISIANA SYSTEM	4
MCNEESE STATE UNIVERSITY	1
NORTHWESTERN STATE UNIVERSITY	1
SOUTHEASTERN LA UNIVERSITY	1
UNIVERSITY OF LOUISIANA AT LAF.	1

PLAN / DEPARTMENT / AGENCY	PENDING CLAIMS
MEDICAL MALPRACTICE	459
DEPARTMENT OF HEALTH	14
ACADIANA AREA HUMAN SERV DIST (AAHSD)	1
CAPITAL AREA HUMAN SERVICES DIST (CAHSD)	1
CENTRAL LA HUMAN SERVICES DIST (CLAHSD)	1
DHH - OFFICE OF THE SECRETARY	1
OFF OF CITIZENS W DEV DISABILITY (OCDD)	6
OFFICE OF AGING & ADULT SERVICES (OAAS)	1
OFFICE OF BEHAVIORAL HEALTH (OBH)	1
OFFICE OF PUBLIC HEALTH (OPH)	2
EXECUTIVE BRANCH	5
NORTHWEST LA VETERANS HOME	2
SOUTHEAST LA VETERANS HOME	2
VETERAN'S CENTER	1
INACTIVE/DEFAULT LOCATIONS	1
INACTIVE/DEFAULT LOCATIONS	1
LSU SYSTEM	409
E. A. CONWAY MEDICAL CENTER	2
HUEY P. LONG MEDICAL CENTER	6
LSU HEALTH SCI CTR (LSUHSC) NEW ORLEANS	246
LSU HEALTH SCIENCES CTR - SHREVEPORT	155
LSUMC HEALTH CARE SERVICES DIV.	30
EARL K. LONG MEDICAL CENTER	4
HCSD ADMINISTRATION	4
LALLIE KEMP REGIONAL MED CENTER	5
LEONARD J. CHABERT MEDICAL CENTER	1
UNIVERSITY MEDICAL CENTER	14
WASHINGTON-ST. TAMMANY RMC	2

PLAN / DEPARTMENT / AGENCY	PENDING CLAIMS
PROPERTY	1623
DEPT OF CHILDREN AND FAMILY SERVICES	3

PLAN / DEPARTMENT / AGENCY	PENDING CLAIMS
PROPERTY	1623
OFF OF CHILDREN & FAMILY SERVICES (OCFS)	3
DEPARTMENT OF CORRECTIONS	275
ALLEN CORRECTIONAL CENTER	34
DIXON CORRECTIONAL INSTITUTE	90
ELAYN HUNT CORRECTIONAL CENTER	3
LA CORRECTN INSTITUTE FOR WOMEN	32
LOUISIANA STATE PENITENTIARY	35
PRISON ENTERPRISES	4
RAYBURN CORRECTIONAL CENTER	3
RAYMOND LABORDE CORRECTIONAL CTR	20
WADE CORRECTIONAL CENTER	31
WINN CORRECTIONAL CENTER	23
DEPARTMENT OF ENERGY & NATURAL RESOURCES	1
OFFICE OF CONSERVATION	1
DEPARTMENT OF HEALTH	43
CENTRAL LA HUMAN SERVICES DIST (CLAHSD)	1
DHH - OFFICE OF THE SECRETARY	1
IMPERIAL CALCASIEU HUMAN SVC AUTH(ICHSA)	1
NORTHWEST LA HUMAN SERV DIST (NWLHSD)	1
OFF OF CITIZENS W DEV DISABILITY (OCDD)	33
OFFICE OF BEHAVIORAL HEALTH (OBH)	3
OFFICE OF PUBLIC HEALTH (OPH)	3
DEPARTMENT OF PUBLIC SAFETY	22
DPS - MANAGEMENT & FINANCE	1
OFFICE OF MOTOR VEHICLES	6
OFFICE OF STATE POLICE	15
DEPARTMENT OF STATE	7
SECRETARY OF STATE	7
DEPARTMENT OF TRANSPORTATION & DEVELOPMENT	75
DOTD H.Q./MANAGEMENT AND FINANCE	1
DOTD / OFFICE OF ENGINEERING	74
DEPT OF AGRICULTURE & FORESTRY	16
DEPARTMENT OF AGRICULTURE & FORESTRY	16
DEPT OF ENVIRONMENTAL QUALITY	3
DEPARTMENT OF ENVIRONMENTAL QUALITY	3
DEPT. CULTURE, RECREATION, TOURISM	137
OFFICE OF STATE MUSEUM	9
OFFICE OF STATE PARKS	128
DEPT. OF PUBLIC SAFETY & CORRECTIONS / YOUTH	50
OFFICE OF JUVENILE JUSTICE (OJJ)	50
DEPT. OF WILDLIFE & FISHERIES	62
DWLF-OFFICE OF THE SECRETARY	8

PLAN / DEPARTMENT / AGENCY	PENDING CLAIMS
PROPERTY	1623
OFFICE OF FISHERIES	7
OFFICE OF WILDLIFE	47
DIVISION OF ADMINISTRATION	15
OFFICE OF RISK MANAGEMENT	1
STATE BUILDINGS	14
EXECUTIVE BRANCH	68
ALARIO CENTER	1
COASTAL PROTECTION & RESTORATION AUTHOR.	1
DEPARTMENT OF MILITARY AFFAIRS	42
GOV OFFICE OF HOMELAND SEC & EMERG PREP	2
JEFFERSON BASEBALL STADIUM	1
LOUISIANA SUPERDOME	8
NEW ORLEANS SPORTS ARENA	3
OFFICE OF FINANCIAL INSTITUTIONS	1
OFFICE OF THE GOVERNOR	1
SAINTS TRAINING FACILITY	2
SOUTHEAST LA VETERANS HOME	3
VETERAN'S AFFAIRS	2
VETERAN'S CENTER	1
INACTIVE/DEFAULT LOCATIONS	2
INACTIVE/DEFAULT LOCATIONS	2
JUDICIARY	1
1ST CIRCUIT COURT OF APPEAL	1
LA COMMUNITY & TECHNICAL COLLEGE	80
BATON ROUGE COMMUNITY COLLEGE	6
BOSSIER PARISH COMMUNITY COLLEGE	5
ELAINE P NUNEZ COMMUNITY COLLEGE	6
ISAAC DELGADO COMMUNITY COLLEGE	7
L. E. FLETCHER COMMUNITY COLLEGE	3
NORTHSHORE TECHNICAL COMM COLLEGE (NTCC)	5
NORTHWEST LOUISIANA TECH. COMM. COLLEGE	3
RIVER PARISH COMMUNITY COLLEGE	12
SOUTH LA COMMUNITY COLLEGE (SLCC)	4
SOWELA COMMUNITY COLLEGE	29
LA WORKFORCE COMMISSION	2
OFF OF WORKFORCE SUPP & TRAINING (OWST)	2
LSU SYSTEM	190
LSU - AGRICULTURAL CENTER	135
LSU - ALEXANDRIA	3
LSU - EUNICE	13
LSU - SHREVEPORT	20
LSU HEALTH SCI CTR (LSUHSC) NEW ORLEANS	12

PLAN / DEPARTMENT / AGENCY	PENDING CLAIMS
PROPERTY	1623
LSU HEALTH SCIENCES CTR - SHREVEPORT	6
PENNINGTON BIOMEDICAL RESEARCH CTR	1
LSUMC HEALTH CARE SERVICES DIV.	5
UNIVERSITY MEDICAL CENTER	5
NON-APPROPRIATED MISC. BOARDS & COMMISSIONS	55
BOARD OF MEDICAL EXAMINERS	1
BOARD OF PRIVATE SECURITY EXAMINERS	1
LA NAVAL MEMORIAL COMMISSION	1
LOUISIANA HOUSING CORPORATION	25
NEW ORLEANS CITY PARK IMPROVEMENT ASSOC	12
OFFICE FACILITIES CORPORATION	12
SABINE RIVER AUTHORITY	3
SOUTHERN UNIVERSITY SYSTEM	77
SOUTHERN UNIVERSITY - AGRICULTURAL CTR	2
SOUTHERN UNIVERSITY - BATON ROUGE	41
SOUTHERN UNIVERSITY - LAW CENTER	1
SOUTHERN UNIVERSITY - NEW ORLEANS	15
SOUTHERN UNIVERSITY - SHREVEPORT	18
SPECIAL SCHOOLS & EDUCATION AGY.	13
JIMMY LONG SR LA SCHOOL MATH SCIENCE ART	1
LA EDUCATIONAL TELEVISION AUTH	2
LA UNIVERSITY MARINE CONSORTIUM	3
N. O. CENTER FOR CREATIVE ARTS	7
UNIVERSITY OF LOUISIANA SYSTEM	421
GRAMBLING STATE UNIVERSITY	33
LOUISIANA TECH UNIVERSITY	14
MCNEESE STATE UNIVERSITY	149
NICHOLLS STATE UNIVERSITY	99
NORTHWESTERN STATE UNIVERSITY	5
SOUTHEASTERN LA UNIVERSITY	28
UNIVERSITY OF LOUISIANA AT LAF.	49
UNIVERSITY OF LOUISIANA AT MONR.	7
UNIVERSITY OF NEW ORLEANS	37

PLAN / DEPARTMENT / AGENCY	PENDING CLAIMS
ROAD HAZARD	531
DEPARTMENT OF TRANSPORTATION & DEVELOPMENT	531
DOTD / OFFICE OF ENGINEERING	531

PLAN / DEPARTMENT / AGENCY	PENDING CLAIMS
TRANSPORTATION	1044
DEPT OF CHILDREN AND FAMILY SERVICES	32

PLAN / DEPARTMENT / AGENCY	PENDING CLAIMS
TRANSPORTATION	1044
OFF OF CHILDREN & FAMILY SERVICES (OCFS)	32
DEPARTMENT OF CIVIL SERVICE	1
CIVIL SERVICE - STATE POLICE COMMISSION	1
DEPARTMENT OF CORRECTIONS	203
ALLEN CORRECTIONAL CENTER	3
DIVISION OF PROBATION & PAROLE	87
DIXON CORRECTIONAL INSTITUTE	30
DOC - ADMINISTRATION	3
ELAYN HUNT CORRECTIONAL CENTER	10
LA CORRECTN INSTITUTE FOR WOMEN	2
LOUISIANA STATE PENITENTIARY	25
PRISON ENTERPRISES	6
RAYBURN CORRECTIONAL CENTER	7
RAYMOND LABORDE CORRECTIONAL CTR	9
WADE CORRECTIONAL CENTER	21
DEPARTMENT OF HEALTH	30
CAPITAL AREA HUMAN SERVICES DIST (CAHSD)	2
JEFFERSON PARISH HUMAN SERVICES AUTH	1
OFF OF CITIZENS W DEV DISABILITY (OCDD)	5
OFFICE OF AGING & ADULT SERVICES (OAAS)	3
OFFICE OF BEHAVIORAL HEALTH (OBH)	8
OFFICE OF PUBLIC HEALTH (OPH)	10
SOUTHCENTRAL LA HUMAN SERV AUTH (SCLHSA)	1
DEPARTMENT OF JUSTICE	19
OFFICE OF ATTORNEY GENERAL	19
DEPARTMENT OF PUBLIC SAFETY	281
DPS - MANAGEMENT & FINANCE	10
OFFICE OF MOTOR VEHICLES	5
OFFICE OF STATE FIRE MARSHAL	13
OFFICE OF STATE POLICE	253
DEPARTMENT OF PUBLIC SERVICE	1
PUBLIC SERVICE COMMISSION	1
DEPARTMENT OF REVENUE	6
LA OFFICE OF ALCOHOL & TOBACCO CONTROL	6
DEPARTMENT OF STATE	4
SECRETARY OF STATE	4
DEPARTMENT OF TRANSPORTATION & DEVELOPMENT	199
DOTD / OFFICE OF ENGINEERING	199
DEPT OF AGRICULTURE & FORESTRY	35
DEPARTMENT OF AGRICULTURE & FORESTRY	35
DEPT OF ENVIRONMENTAL QUALITY	10
DEPARTMENT OF ENVIRONMENTAL QUALITY	10

PLAN / DEPARTMENT / AGENCY	PENDING CLAIMS
TRANSPORTATION	1044
DEPT. CULTURE, RECREATION, TOURISM	7
OFFICE OF CULTURAL DEVELOPMENT	1
OFFICE OF STATE MUSEUM	1
OFFICE OF STATE PARKS	5
DEPT. OF PUBLIC SAFETY & CORRECTIONS / YOUTH	42
OFFICE OF JUVENILE JUSTICE (OJJ)	42
DEPT. OF WILDLIFE & FISHERIES	50
DWLF-OFFICE OF THE SECRETARY	37
OFFICE OF FISHERIES	7
OFFICE OF WILDLIFE	6
DIVISION OF ADMINISTRATION	17
LA PROPERTY ASSISTANCE AGENCY	4
OFFICE OF RISK MANAGEMENT	2
OFFICE OF TECHNOLOGY SERVICES	8
STATE BUILDINGS	2
STATE LAND OFFICE	1
EXECUTIVE BRANCH	15
DEPARTMENT OF MILITARY AFFAIRS	4
LA COMMISSION ON LAW ENFORCEMENT	1
LA STADIUM & EXPOSITION DISTRICT COMM	2
NORTHEAST LA VETERANS HOME	1
OFFICE OF FINANCIAL INSTITUTIONS	1
OFFICE OF THE GOVERNOR	1
SOUTHWEST LA VETERANS HOME	1
VETERAN'S AFFAIRS	3
VETERAN'S CENTER	1
JUDICIARY	14
CRIMINAL COURT-PARISH OF ORLEANS	1
JUDICIAL DISTRICT COURTS (JDC)	13
LA COMMUNITY & TECHNICAL COLLEGE	10
BATON ROUGE COMMUNITY COLLEGE	1
ISAAC DELGADO COMMUNITY COLLEGE	3
LCTCS- BOARD OF SUPERVISORS	1
RIVER PARISH COMMUNITY COLLEGE	3
SOUTH LA COMMUNITY COLLEGE (SLCC)	2
LA WORKFORCE COMMISSION	3
OFF OF WORKFORCE SUPP & TRAINING (OWST)	3
LSU SYSTEM	15
LSU - AGRICULTURAL CENTER	13
LSU - ALEXANDRIA	2
NON-APPROPRIATED MISC. BOARDS & COMMISSIONS	6
LA USED MOTOR VEHICLE COMMISSION	3

PLAN / DEPARTMENT / AGENCY	PENDING CLAIMS
TRANSPORTATION	1044
LA NAVAL MEMORIAL COMMISSION	1
LOUISIANA HOUSING CORPORATION	2
SOUTHERN UNIVERSITY SYSTEM	9
SOUTHERN UNIVERSITY - AGRICULTURAL CTR	3
SOUTHERN UNIVERSITY - BATON ROUGE	4
SOUTHERN UNIVERSITY - NEW ORLEANS	2
SPECIAL SCHOOLS & EDUCATION AGY.	1
LA UNIVERSITY MARINE CONSORTIUM	1
UNIVERSITY OF LOUISIANA SYSTEM	34
GRAMBLING STATE UNIVERSITY	5
LOUISIANA TECH UNIVERSITY	4
MCNEESE STATE UNIVERSITY	1
NORTHWESTERN STATE UNIVERSITY	2
SOUTHEASTERN LA UNIVERSITY	11
UNIVERSITY OF LOUISIANA AT LAF.	6
UNIVERSITY OF LOUISIANA AT MONR.	4
UNIVERSITY OF NEW ORLEANS	1

PLAN / DEPARTMENT / AGENCY	PENDING CLAIMS
WORKERS COMPENSATION	1987
DEPT OF CHILDREN AND FAMILY SERVICES	97
OFF OF CHILDREN & FAMILY SERVICES (OCFS)	97
DEPARTMENT OF CIVIL SERVICE	1
CIVIL SERVICE - DIV OF ADMINISTRATIVE. LAW	1
DEPARTMENT OF CORRECTIONS	327
ALLEN CORRECTIONAL CENTER	7
DIVISION OF PROBATION & PAROLE	36
DIXON CORRECTIONAL INSTITUTE	45
DOC - ADMINISTRATION	9
ELAYN HUNT CORRECTIONAL CENTER	46
LA CORRECTN INSTITUTE FOR WOMEN	11
LOUISIANA STATE PENITENTIARY	101
PRISON ENTERPRISES	2
RAYBURN CORRECTIONAL CENTER	35
RAYMOND LABORDE CORRECTIONAL CTR	25
WADE CORRECTIONAL CENTER	10
DEPARTMENT OF EDUCATION	15
EDUCATION / STATE ACTIVITIES	7
RECOVERY SCHOOL DISTRICT (RSD)	8
DEPARTMENT OF ENERGY & NATURAL RESOURCES	2
OFFICE OF CONSERVATION	2

PLAN / DEPARTMENT / AGENCY	PENDING CLAIMS
WORKERS COMPENSATION	1987
DEPARTMENT OF HEALTH	408
ACADIANA AREA HUMAN SERV DIST (AAHSD)	8
CAPITAL AREA HUMAN SERVICES DIST (CAHSD)	4
CENTRAL LA HUMAN SERVICES DIST (CLAHSD)	2
DHH - OFFICE OF THE SECRETARY	6
FLORIDA PARISHES HUMAN SERVICES AUTHORITY	4
IMPERIAL CALCASIEU HUMAN SVC AUTH(ICHSA)	2
JEFFERSON PARISH HUMAN SERVICES AUTH	2
MEDICAL VENDOR ADMINISTRATION	4
METROPOLITAN HUMAN SERVICE DIST (MHSD)	2
NORTHWEST LA HUMAN SERV DIST (NWLHSD)	1
OFF OF CITIZENS W DEV DISABILITY (OCDD)	159
OFFICE OF AGING & ADULT SERVICES (OAAS)	18
OFFICE OF BEHAVIORAL HEALTH (OBH)	181
OFFICE OF PUBLIC HEALTH (OPH)	14
SOUTHCENTRAL LA HUMAN SERV AUTH (SCLHSA)	1
DEPARTMENT OF INSURANCE	6
COMMISSIONER OF INSURANCE	6
DEPARTMENT OF JUSTICE	9
OFFICE OF ATTORNEY GENERAL	9
DEPARTMENT OF PUBLIC SAFETY	96
DPS - MANAGEMENT & FINANCE	2
OFFICE OF MOTOR VEHICLES	10
OFFICE OF STATE FIRE MARSHAL	6
OFFICE OF STATE POLICE	78
DEPARTMENT OF REVENUE	7
LA OFFICE OF ALCOHOL & TOBACCO CONTROL	2
OFFICE OF REVENUE	5
DEPARTMENT OF STATE	6
SECRETARY OF STATE	6
DEPARTMENT OF TRANSPORTATION & DEVELOPMENT	246
DOTD H.Q./MANAGEMENT AND FINANCE	2
DOTD / OFFICE OF ENGINEERING	244
DEPT OF AGRICULTURE & FORESTRY	21
DEPARTMENT OF AGRICULTURE & FORESTRY	21
DEPT OF ECONOMIC DEVELOPMENT	2
OFFICE OF BUSINESS DEVELOPMENT	2
DEPT OF ENVIRONMENTAL QUALITY	13
DEPARTMENT OF ENVIRONMENTAL QUALITY	13
DEPT. CULTURE, RECREATION, TOURISM	24
DCRT - OFFICE OF THE SECRETARY	7
OFFICE OF STATE MUSEUM	3

PLAN / DEPARTMENT / AGENCY	PENDING CLAIMS
WORKERS COMPENSATION	1987
OFFICE OF STATE PARKS	14
DEPT. OF PUBLIC SAFETY & CORRECTIONS / YOUTH	146
OFFICE OF JUVENILE JUSTICE (OJJ)	146
DEPT. OF WILDLIFE & FISHERIES	32
DWLF-OFFICE OF THE SECRETARY	15
OFFICE OF FISHERIES	7
OFFICE OF WILDLIFE	10
DIVISION OF ADMINISTRATION	27
DOA-COMMISSIONER'S OFFICE	1
LA PROPERTY ASSISTANCE AGENCY	1
OFFICE OF COMMUNITY DEVELOPMENT	2
OFFICE OF GROUP BENEFITS	3
OFFICE OF RISK MANAGEMENT	2
OFFICE OF STATE PROCUREMENT	2
OFFICE OF TECHNOLOGY SERVICES	7
STATE BUILDINGS	7
STATE LAND OFFICE	2
EXECUTIVE BRANCH	61
DEPARTMENT OF MILITARY AFFAIRS	25
LA RACING COMMISSION	3
NORTHEAST LA VETERANS HOME	3
NORTHWEST LA VETERANS HOME	2
OFFICE OF ELDERLY AFFAIRS	1
OFFICE OF FINANCIAL INSTITUTIONS	2
SOUTHEAST LA VETERANS HOME	6
SOUTHWEST LA VETERANS HOME	10
VETERAN'S AFFAIRS	2
VETERAN'S CENTER	7
INACTIVE/DEFAULT LOCATIONS	3
INACTIVE/DEFAULT LOCATIONS	3
JUDICIARY	7
2ND CIRCUIT COURT OF APPEAL	1
5TH CIRCUIT COURT OF APPEAL	1
COURTS OF APPEAL	1
CRIMINAL COURT-PARISH OF ORLEANS	1
LOUISIANA SUPREME COURT	3
LA COMMUNITY & TECHNICAL COLLEGE	49
BATON ROUGE COMMUNITY COLLEGE	10
BOSSIER PARISH COMMUNITY COLLEGE	3
CENTRAL LA TECH COMM COLLEGE (CLTCC)	2
ISAAC DELGADO COMMUNITY COLLEGE	13
L. E. FLETCHER COMMUNITY COLLEGE	4

PLAN / DEPARTMENT / AGENCY	PENDING CLAIMS
WORKERS COMPENSATION	1987
LA DELTA COMMUNITY COLLEGE (LDCC)	1
LCTCS- BOARD OF SUPERVISORS	1
NORTHSHORE TECHNICAL COMM COLLEGE (NTCC)	3
SOUTH LA COMMUNITY COLLEGE (SLCC)	4
SOWELA COMMUNITY COLLEGE	8
LA WORKFORCE COMMISSION	17
OFF OF WORKFORCE SUPP & TRAINING (OWST)	17
LEGISLATURE	13
LA HOUSE OF REPRESENTATIVES	2
LEGISLATIVE AUDITOR	2
LEGISLATIVE FISCAL OFFICE	1
LOUISIANA SENATE	8
LSU SYSTEM	100
E. A. CONWAY MEDICAL CENTER	3
HUEY P. LONG MEDICAL CENTER	3
LSU - AGRICULTURAL CENTER	27
LSU - ALEXANDRIA	8
LSU - EUNICE	2
LSU - SHREVEPORT	3
LSU HEALTH SCI CTR (LSUHSC) NEW ORLEANS	27
LSU HEALTH SCIENCES CTR - SHREVEPORT	22
PENNINGTON BIOMEDICAL RESEARCH CTR	5
LSUMC HEALTH CARE SERVICES DIV.	56
EARL K. LONG MEDICAL CENTER	5
HCSA ADMINISTRATION	2
LALLIE KEMP REGIONAL MED CENTER	9
LEONARD J. CHABERT MEDICAL CENTER	9
UNIVERSITY MEDICAL CENTER	23
W. O. MOSS REGIONAL MED. CENTER	3
WASHINGTON-ST. TAMMANY RMC	5
NON-APPROPRIATED MISC. BOARDS & COMMISSIONS	4
NEW ORLEANS CITY PARK IMPROVEMENT ASSOC	2
SABINE RIVER AUTHORITY	2
SOUTHERN UNIVERSITY SYSTEM	33
SOUTHERN UNIV. BOARD OF SUPERVISORS	1
SOUTHERN UNIVERSITY - AGRICULTURAL CTR	1
SOUTHERN UNIVERSITY - BATON ROUGE	20
SOUTHERN UNIVERSITY - NEW ORLEANS	9
SOUTHERN UNIVERSITY - SHREVEPORT	2
SPECIAL SCHOOLS & EDUCATION AGY.	16
JIMMY LONG SR LA SCHOOL MATH SCIENCE ART	1
LA UNIVERSITY MARINE CONSORTIUM	2

PLAN / DEPARTMENT / AGENCY	PENDING CLAIMS
WORKERS COMPENSATION	1987
N. O. CENTER FOR CREATIVE ARTS	2
SPECIAL SCHOOL DISTRICT	11
UNIVERSITY OF LOUISIANA SYSTEM	143
GRAMBLING STATE UNIVERSITY	11
LOUISIANA TECH UNIVERSITY	8
MCNEESE STATE UNIVERSITY	8
NICHOLLS STATE UNIVERSITY	8
NORTHWESTERN STATE UNIVERSITY	9
SOUTHEASTERN LA UNIVERSITY	19
UNIVERSITY OF LOUISIANA AT LAF.	58
UNIVERSITY OF LOUISIANA AT MONR.	11
UNIVERSITY OF NEW ORLEANS	11