

Agency Budget Request

FISCAL YEAR 2025–2026



Other Requirements

977 — DOA- Debt Service And Maintenance



This page has been intentionally left blank

Signature Page	1
Operational Plan	3
Budget Request Overview	5
Agency Summary Statement	6
Total Agency	6
Program Summary Statement	10
9771 - Debt Service and Maintenance	10
Source of Funding Summary	14
Agency Overview	14
Source of Funding Detail	15
Interagency Transfers	15
Fees & Self-generated	19
Expenditures by Means of Financing	21
Existing Operating Budget	21
Total Request	22
Revenue Collections/Income	23
Interagency Transfers	23
Fees & Self-generated	24
Justification of Differences	25
Schedule of Requested Expenditures	26
9771 - Debt Service and Maintenance	26
Continuation Budget Adjustments	27
Agency Summary Statement	28
Total Agency	28
Continuation Budget Adjustments - Summarized	31
Program Summary Statement	32
9771 - Debt Service and Maintenance	32
Continuation Budget Adjustments - by Program	35
Form 37319 — 977 - Debt Service Schedule Adjustment	35

Technical and Other Adjustments **37**

Agency Summary Statement 38

 Total Agency 38

Program Breakout 39

Program Summary Statement 40

 9771 - Debt Service and Maintenance 40

New or Expanded Requests **41**

Agency Summary Statement 42

 Total Agency 42

Program Summary Statement 44

 9771 - Debt Service and Maintenance 44

Total Request Summary **47**

Agency Summary Statement 48

 Total Agency 48

Program Summary Statement 51

 9771 - Debt Service and Maintenance 51

Addenda **53**

General Addenda 61


Signature Page

BUDGET REQUEST

Fiscal Year Ending June 30,2026

NAME OF DEPARTMENT / AGENCY: OTHER REQUIREMENTS PHYSICAL ADDRESS: 1201 N. THIRD ST
BUDGET UNIT: DOA DEBT SERVICE AND MAINTENANCE BATON ROUGE, LA
SCHEDULE NUMBER: 20-977 ZIP CODE: 70802
TELEPHONE NUMBER: 225-342-0700 WEB ADDRESS: _____

WE HEREBY CERTIFY THAT THE STATEMENTS AND FIGURES ON THE ACCOMPANYING FORMS ARE TRUE AND CORRECT TO THE BEST OF OUR KNOWLEDGE.

HEAD OF DEPARTMENT: _____ PRINTED NAME/TITLE: <u>Taylor Barras/ Commissioner of Administration</u> DATE: <u>November 1, 2024</u> EMAIL ADDRESS: <u>DOACommissioner@la.gov</u>	HEAD OF BUDGET UNIT: <u></u> PRINTED NAME/TITLE: <u>Kerri Traxler/ Deputy Undersecretary 3</u> DATE: <u>November 1, 2024</u> EMAIL ADDRESS: <u>Kerri.Traxler@la.gov</u>
PROGRAM CONTACT PERSON: <u>Kerri Traxler</u> TITLE: <u>Deputy Undersecretary 3</u> TELEPHONE NUMBER: <u>224-342-5943</u> EMAIL ADDRESS: <u>Kerri.Traxler@la.gov</u>	FINANCIAL CONTACT PERSON: <u>Ashley Conish Dromgoole</u> TITLE: <u>Budget Administrator</u> TELEPHONE NUMBER: <u>225-342-5226</u> EMAIL ADDRESS: <u>Ashley.Dromgoole2@la.gov</u>

Operational Plan

STATE OF LOUISIANA

Operational Plan Form

Department Goals

Budget Request Overview

AGENCY SUMMARY STATEMENT

Total Agency

Means of Financing

Description	FY2023-2024 Actuals	Existing Operating Budget as of 10/01/2024	FY2025-2026 Total Request	Over/Under EOB	Percent Change
STATE GENERAL FUND (Direct)	32,420,256	34,031,406	34,031,406	—	—
STATE GENERAL FUND BY:	—	—	—	—	—
INTERAGENCY TRANSFERS	46,800,895	60,935,369	52,069,119	(8,866,250)	(14.55)%
FEES & SELF-GENERATED	400,514	401,425	401,425	—	—
STATUTORY DEDICATIONS	—	—	—	—	—
FEDERAL FUNDS	—	—	—	—	—
TOTAL MEANS OF FINANCING	\$79,621,665	\$95,368,200	\$86,501,950	\$(8,866,250)	(9.30)%

Fees and Self-Generated

Description	FY2023-2024 Actuals	Existing Operating Budget as of 10/01/2024	FY2025-2026 Total Request	Over/Under EOB	Percent Change
Fees & Self-generated	400,514	401,425	401,425	—	—
Total:	\$400,514	\$401,425	\$401,425	—	—

Statutory Dedications

Description	FY2023-2024 Actuals	Existing Operating Budget as of 10/01/2024	FY2025-2026 Total Request	Over/Under EOB	Percent Change
Total:	—	—	—	—	—

Agency Expenditures

Description	FY2023-2024 Actuals	Existing Operating Budget as of 10/01/2024	FY2025-2026 Total Request	Over/Under EOB	Percent Change
Salaries	—	—	—	—	—
Other Compensation	—	—	—	—	—
Related Benefits	—	—	—	—	—
TOTAL PERSONAL SERVICES	—	—	—	—	—
Travel	—	—	—	—	—
Operating Services	—	—	—	—	—
Supplies	—	—	—	—	—
TOTAL OPERATING EXPENSES	—	—	—	—	—
PROFESSIONAL SERVICES	—	—	—	—	—
Other Charges	21,068,534	23,880,936	23,880,936	—	—
Debt Service	58,553,131	71,487,264	62,621,014	(8,866,250)	(12.40)%
Interagency Transfers	—	—	—	—	—
TOTAL OTHER CHARGES	\$79,621,665	\$95,368,200	\$86,501,950	\$(8,866,250)	(9.30)%
Acquisitions	—	—	—	—	—
Major Repairs	—	—	—	—	—
TOTAL ACQ. & MAJOR REPAIRS	—	—	—	—	—
TOTAL EXPENDITURES	\$79,621,665	\$95,368,200	\$86,501,950	\$(8,866,250)	(9.30)%

Cost Detail

Means of Financing

Description	FY2023-2024 Actuals	Existing Operating Budget as of 10/01/2024	FY2025-2026 Total Request	Over/Under EOB
State General Fund	32,420,256	34,031,406	34,031,406	—
Interagency Transfers	46,800,895	60,935,369	52,069,119	(8,866,250)
Fees & Self-generated	400,514	401,425	401,425	—
Total:	\$79,621,665	\$95,368,200	\$86,501,950	\$(8,866,250)

Other Charges

Commitment Item	Name	FY2023-2024 Actuals	Existing Operating Budget as of 10/01/2024	FY2025-2026 Total Request	Over/Under EOB
5620063	MISC-OPERATNG SVCS	21,068,534	23,880,936	23,880,936	—
Total Other Charges:		\$21,068,534	\$23,880,936	\$23,880,936	—

Debt Service

Commitment Item	Name	FY2023-2024 Actuals	Existing Operating Budget as of 10/01/2024	FY2025-2026 Total Request	Over/Under EOB
5910008	DEBT SRV-PRINCIPAL	88,717,184	34,136,675	25,486,675	(8,650,000)
5910009	DEBT SRV-INTEREST	(46,347,836)	7,350,589	7,134,339	(216,250)
5910013	DEBT SRV-IPM PRIN	15,340,899	29,500,000	29,500,000	—
5910014	DEBT SRV-IPM INT	842,884	500,000	500,000	—
Total Debt Service:		\$58,553,131	\$71,487,264	\$62,621,014	\$(8,866,250)
Total Agency Expenditures:		\$79,621,665	\$95,368,200	\$86,501,950	\$(8,866,250)

PROGRAM SUMMARY STATEMENT

9771 - Debt Service and Maintenance

Means of Financing

Description	FY2023-2024 Actuals	Existing Operating Budget as of 10/01/2024	FY2025-2026 Total Request	Over/Under EOB	Percent Change
STATE GENERAL FUND (Direct)	32,420,256	34,031,406	34,031,406	—	—
STATE GENERAL FUND BY:	—	—	—	—	—
INTERAGENCY TRANSFERS	46,800,895	60,935,369	52,069,119	(8,866,250)	(14.55)%
FEES & SELF-GENERATED	400,514	401,425	401,425	—	—
STATUTORY DEDICATIONS	—	—	—	—	—
FEDERAL FUNDS	—	—	—	—	—
TOTAL MEANS OF FINANCING	\$79,621,665	\$95,368,200	\$86,501,950	\$(8,866,250)	(9.30)%

Fees and Self-Generated

Description	FY2023-2024 Actuals	Existing Operating Budget as of 10/01/2024	FY2025-2026 Total Request	Over/Under EOB	Percent Change
Fees & Self-generated	400,514	401,425	401,425	—	—
Total:	\$400,514	\$401,425	\$401,425	—	—

Program Expenditures

Description	FY2023-2024 Actuals	Existing Operating Budget as of 10/01/2024	FY2025-2026 Total Request	Over/Under EOB	Percent Change
Salaries	—	—	—	—	—
Other Compensation	—	—	—	—	—
Related Benefits	—	—	—	—	—
TOTAL PERSONAL SERVICES	—	—	—	—	—
Travel	—	—	—	—	—
Operating Services	—	—	—	—	—
Supplies	—	—	—	—	—
TOTAL OPERATING EXPENSES	—	—	—	—	—
PROFESSIONAL SERVICES	—	—	—	—	—
Other Charges	21,068,534	23,880,936	23,880,936	—	—
Debt Service	58,553,131	71,487,264	62,621,014	(8,866,250)	(12.40)%
Interagency Transfers	—	—	—	—	—
TOTAL OTHER CHARGES	\$79,621,665	\$95,368,200	\$86,501,950	\$(8,866,250)	(9.30)%
Acquisitions	—	—	—	—	—
Major Repairs	—	—	—	—	—
TOTAL ACQ. & MAJOR REPAIRS	—	—	—	—	—
TOTAL EXPENDITURES	\$79,621,665	\$95,368,200	\$86,501,950	\$(8,866,250)	(9.30)%

Cost Detail

Means of Financing

Description	FY2023-2024 Actuals	Existing Operating Budget as of 10/01/2024	FY2025-2026 Total Request	Over/Under EOB
State General Fund	32,420,256	34,031,406	34,031,406	—
Interagency Transfers	46,800,895	60,935,369	52,069,119	(8,866,250)
Fees & Self-generated	400,514	401,425	401,425	—
Total:	\$79,621,665	\$95,368,200	\$86,501,950	\$(8,866,250)

Other Charges

Commitment Item	Name	FY2023-2024 Actuals	Existing Operating Budget as of 10/01/2024	FY2025-2026 Total Request	Over/Under EOB
5620063	MISC-OPERATNG SVCS	21,068,534	23,880,936	23,880,936	—
Total Other Charges:		\$21,068,534	\$23,880,936	\$23,880,936	—

Debt Service

Commitment Item	Name	FY2023-2024 Actuals	Existing Operating Budget as of 10/01/2024	FY2025-2026 Total Request	Over/Under EOB
5910008	DEBT SRV-PRINCIPAL	88,717,184	34,136,675	25,486,675	(8,650,000)
5910009	DEBT SRV-INTEREST	(46,347,836)	7,350,589	7,134,339	(216,250)
5910013	DEBT SRV-IPM PRIN	15,340,899	29,500,000	29,500,000	—
5910014	DEBT SRV-IPM INT	842,884	500,000	500,000	—
Total Debt Service:		\$58,553,131	\$71,487,264	\$62,621,014	\$(8,866,250)
Total Expenditures for Program 9771		\$79,621,665	\$95,368,200	\$86,501,950	\$(8,866,250)
Total Agency Expenditures:		\$79,621,665	\$95,368,200	\$86,501,950	\$(8,866,250)

SOURCE OF FUNDING SUMMARY

Agency Overview

Interagency Transfers

Description	FY2023-2024 Actuals	Existing Operating Budget as of 10/01/2024	FY2025-2026 Total Request	Over/Under EOB	Form ID
RENTALS & LEASES	30,617,112	30,935,369	22,069,119	(8,866,250)	34473
INTERAGENCY TRANSFERS	16,183,784	30,000,000	30,000,000	—	34507
Total Interagency Transfers	\$46,800,895	\$60,935,369	\$52,069,119	\$(8,866,250)	

Fees & Self-generated

Description	FY2023-2024 Actuals	Existing Operating Budget as of 10/01/2024	FY2025-2026 Total Request	Over/Under EOB	Form ID
RENTALS & LEASES	400,514	401,425	401,425	—	34485
Total Fees & Self-generated	\$400,514	\$401,425	\$401,425	—	
Total Sources of Funding:	\$47,201,409	\$61,336,794	\$52,470,544	\$(8,866,250)	

SOURCE OF FUNDING DETAIL

Interagency Transfers

Form 34473 — 977 - Rent IAT

Expenditures	Existing Operating Budget as of 10/01/2024			FY2025-2026 Total Request			FY2026-2027 Projected		
	Means of Financing	In-Kind Match	Cash Match	Means of Financing	In-Kind Match	Cash Match	Means of Financing	In-Kind Match	Cash Match
Salaries	—	—	—	—	—	—	—	—	—
Other Compensation	—	—	—	—	—	—	—	—	—
Related Benefits	—	—	—	—	—	—	—	—	—
TOTAL PERSONAL SERVICES	—	—	—	—	—	—	—	—	—
Travel	—	—	—	—	—	—	—	—	—
Operating Services	—	—	—	—	—	—	—	—	—
Supplies	—	—	—	—	—	—	—	—	—
TOTAL OPERATING EXPENSES	—	—	—	—	—	—	—	—	—
PROFESSIONAL SERVICES	—	—	—	—	—	—	—	—	—
Other Charges	21,034,621	—	—	21,034,621	—	—	21,034,621	—	—
Debt Service	9,900,748	—	—	1,034,498	—	—	1,034,498	—	—
Interagency Transfers	—	—	—	—	—	—	—	—	—
TOTAL OTHER CHARGES	\$30,935,369	—	—	\$22,069,119	—	—	\$22,069,119	—	—
Acquisitions	—	—	—	—	—	—	—	—	—
Major Repairs	—	—	—	—	—	—	—	—	—
TOTAL ACQ. & MAJOR REPAIRS	—	—	—	—	—	—	—	—	—
TOTAL EXPENDITURES	\$30,935,369	—	—	\$22,069,119	—	—	\$22,069,119	—	—

Form 34473 — 977 - Rent IAT

Question	Narrative Response
State the purpose, source and legal citation.	These funds are rent collections from state agencies that are used to make payments for indebtedness and maintenance on state buildings maintained by the Office Facilities Corporation, including insurance and utilities.
Agency discretion or Federal requirement?	Agency discretion.
Describe any budgetary peculiarities.	N/A
Is the Total Request amount for multiple years?	No
Additional information or comments.	N/A
Provide the amount of any indirect costs.	N/A
Any indirect costs funded with other MOF?	No
Objectives and indicators in the Operational Plan.	N/A
Additional information or comments.	N/A

Form 34507 — 977 - Installment Purchase Market IAT

Expenditures	Existing Operating Budget as of 10/01/2024			FY2025-2026 Total Request			FY2026-2027 Projected		
	Means of Financing	In-Kind Match	Cash Match	Means of Financing	In-Kind Match	Cash Match	Means of Financing	In-Kind Match	Cash Match
Salaries	—	—	—	—	—	—	—	—	—
Other Compensation	—	—	—	—	—	—	—	—	—
Related Benefits	—	—	—	—	—	—	—	—	—
TOTAL PERSONAL SERVICES	—	—	—	—	—	—	—	—	—
Travel	—	—	—	—	—	—	—	—	—
Operating Services	—	—	—	—	—	—	—	—	—
Supplies	—	—	—	—	—	—	—	—	—
TOTAL OPERATING EXPENSES	—	—	—	—	—	—	—	—	—
PROFESSIONAL SERVICES	—	—	—	—	—	—	—	—	—
Other Charges	—	—	—	—	—	—	—	—	—
Debt Service	30,000,000	—	—	30,000,000	—	—	30,000,000	—	—
Interagency Transfers	—	—	—	—	—	—	—	—	—
TOTAL OTHER CHARGES	\$30,000,000	—	—	\$30,000,000	—	—	\$30,000,000	—	—
Acquisitions	—	—	—	—	—	—	—	—	—
Major Repairs	—	—	—	—	—	—	—	—	—
TOTAL ACQ. & MAJOR REPAIRS	—	—	—	—	—	—	—	—	—
TOTAL EXPENDITURES	\$30,000,000	—	—	\$30,000,000	—	—	\$30,000,000	—	—

Form 34507 — 977 - Installment Purchase Market IAT

Question	Narrative Response
State the purpose, source and legal citation.	These funds are sent from agencies participating in the Installment Purchase Market (IPM) program. The Division of Administration (DOA) has entered into a third-party financing agreement with participating financial institutions in order to provide an external mechanism for executive branch agencies to finance the cost of equipment as authorized by R.S. 39:1761 et seq. This program allows state agencies to acquire essential equipment for the operation of state government at a low interest to the state through a bid process to participating financial institutions. The DOA remits payment to financial institutions per an amortization schedule and is reimbursed from participating agencies.
Agency discretion or Federal requirement?	Agency discretion.
Describe any budgetary peculiarities.	N/A
Is the Total Request amount for multiple years?	No
Additional information or comments.	N/A
Provide the amount of any indirect costs.	N/A
Any indirect costs funded with other MOF?	No
Objectives and indicators in the Operational Plan.	N/A
Additional information or comments.	N/A

Fees & Self-generated

Form 34485 — 977 - Fees and Self-Generated Revenue

Expenditures	Existing Operating Budget as of 10/01/2024			FY2025-2026 Total Request			FY2026-2027 Projected		
	Means of Financing	In-Kind Match	Cash Match	Means of Financing	In-Kind Match	Cash Match	Means of Financing	In-Kind Match	Cash Match
Salaries	—	—	—	—	—	—	—	—	—
Other Compensation	—	—	—	—	—	—	—	—	—
Related Benefits	—	—	—	—	—	—	—	—	—
TOTAL PERSONAL SERVICES	—	—	—	—	—	—	—	—	—
Travel	—	—	—	—	—	—	—	—	—
Operating Services	—	—	—	—	—	—	—	—	—
Supplies	—	—	—	—	—	—	—	—	—
TOTAL OPERATING EXPENSES	—	—	—	—	—	—	—	—	—
PROFESSIONAL SERVICES	—	—	—	—	—	—	—	—	—
Other Charges	401,425	—	—	401,425	—	—	401,425	—	—
Debt Service	—	—	—	—	—	—	—	—	—
Interagency Transfers	—	—	—	—	—	—	—	—	—
TOTAL OTHER CHARGES	\$401,425	—	—	\$401,425	—	—	\$401,425	—	—
Acquisitions	—	—	—	—	—	—	—	—	—
Major Repairs	—	—	—	—	—	—	—	—	—
TOTAL ACQ. & MAJOR REPAIRS	—	—	—	—	—	—	—	—	—
TOTAL EXPENDITURES	\$401,425	—	—	\$401,425	—	—	\$401,425	—	—

Form 34485 — 977 - Fees and Self-Generated Revenue

Question	Narrative Response
State the purpose, source and legal citation.	These funds are rent collections from non-state agencies that are used to make payments for indebtedness and maintenance on state buildings maintained by the Office Facilities Corporation, including insurance and utilities.
Agency discretion or Federal requirement?	Agency discretion.
Describe any budgetary peculiarities.	N/A
Is the Total Request amount for multiple years?	No
Additional information or comments.	N/A
Provide the amount of any indirect costs.	N/A
Any indirect costs funded with other MOF?	There are no indirect costs associated with this activity.
Objectives and indicators in the Operational Plan.	There are no objectives or indicators associated with this activity.
Additional information or comments.	N/A

EXPENDITURES BY MEANS OF FINANCING

Existing Operating Budget

Expenditures	Used as a Cash Match	Total Means of Financing By Expenditure	Total State General Fund	Interagency Transfers Form ID 34473 RENTALS & LEASES	Interagency Transfers Form ID 34507 INTERAGENCY TRANSFERS	Fees & Self-generated Form ID 34485 RENTALS & LEASES
Salaries	—	—	—	—	—	—
Other Compensation	—	—	—	—	—	—
Related Benefits	—	—	—	—	—	—
TOTAL PERSONAL SERVICES	—	—	—	—	—	—
Travel	—	—	—	—	—	—
Operating Services	—	—	—	—	—	—
Supplies	—	—	—	—	—	—
TOTAL OPERATING EXPENSES	—	—	—	—	—	—
PROFESSIONAL SERVICES	—	—	—	—	—	—
Other Charges	—	23,880,936	2,444,890	21,034,621	—	401,425
Debt Service	—	71,487,264	31,586,516	9,900,748	30,000,000	—
Interagency Transfers	—	—	—	—	—	—
TOTAL OTHER CHARGES	—	\$95,368,200	\$34,031,406	\$30,935,369	\$30,000,000	\$401,425
Acquisitions	—	—	—	—	—	—
Major Repairs	—	—	—	—	—	—
TOTAL ACQ. & MAJOR REPAIRS	—	—	—	—	—	—
TOTAL EXPENDITURES	—	\$95,368,200	\$34,031,406	\$30,935,369	\$30,000,000	\$401,425

Total Request

Expenditures	Used as a Cash Match	Total Means of Financing By Expenditure	Total State General Fund	Interagency Transfers Form ID 34473 RENTALS & LEASES	Interagency Transfers Form ID 34507 INTERAGENCY TRANSFERS	Fees & Self-generated Form ID 34485 RENTALS & LEASES
Salaries	—	—	—	—	—	—
Other Compensation	—	—	—	—	—	—
Related Benefits	—	—	—	—	—	—
TOTAL PERSONAL SERVICES	—	—	—	—	—	—
Travel	—	—	—	—	—	—
Operating Services	—	—	—	—	—	—
Supplies	—	—	—	—	—	—
TOTAL OPERATING EXPENSES	—	—	—	—	—	—
PROFESSIONAL SERVICES	—	—	—	—	—	—
Other Charges	—	23,880,936	2,444,890	21,034,621	—	401,425
Debt Service	—	62,621,014	31,586,516	1,034,498	30,000,000	—
Interagency Transfers	—	—	—	—	—	—
TOTAL OTHER CHARGES	—	\$86,501,950	\$34,031,406	\$22,069,119	\$30,000,000	\$401,425
Acquisitions	—	—	—	—	—	—
Major Repairs	—	—	—	—	—	—
TOTAL ACQ. & MAJOR REPAIRS	—	—	—	—	—	—
TOTAL EXPENDITURES	—	\$86,501,950	\$34,031,406	\$22,069,119	\$30,000,000	\$401,425

REVENUE COLLECTIONS/INCOME

Interagency Transfers

003 - Interagency Transfers

Source	Commitment Item	Commitment Item Name	FY2023-2024 Actuals	FY-2025 Estimate	FY2025-2026 Projected	Over/Under Current Year Estimate
SOURCE						
RENTALS & LEASES	4420011	RENT REV-REAL ESTATE	27,239,471	30,935,369	22,069,119	(8,866,250)
RENTALS & LEASES	4710039	MR-FLOOR SPACE INC	2,567,075	—	—	—
RENTALS & LEASES	4710059	MR-FROM STATE AGENCY	22,969,977	30,000,000	30,000,000	—
Total Collections/Income			\$52,776,523	\$60,935,369	\$52,069,119	\$(8,866,250)
TYPE						
Expenditures Source of Funding Form (BR-6)			46,800,895	60,935,369	52,069,119	(8,866,250)
Transfer			5,975,628	—	—	—
Total Expenditures, Transfers and Carry Forwards to Next FY			\$52,776,523	\$60,935,369	\$52,069,119	\$(8,866,250)
Difference in Total Collections/Income and Total Expenditures, Transfers and Carry Forwards to Next FY			—	—	—	—

Fees & Self-generated

002 - Fees & Self-generated

Source	Commitment Item	Commitment Item Name	FY2023-2024 Actuals	FY-2025 Estimate	FY2025-2026 Projected	Over/Under Current Year Estimate
SOURCE						
RENTALS & LEASES	4710039	MR-FLOOR SPACE INC	400,514	401,425	401,425	—
Total Collections/Income			\$400,514	\$401,425	\$401,425	—
TYPE						
Expenditures Source of Funding Form (BR-6)			400,514	401,425	401,425	—
Total Expenditures, Transfers and Carry Forwards to Next FY			\$400,514	\$401,425	\$401,425	—
Difference in Total Collections/Income and Total Expenditures, Transfers and Carry Forwards to Next FY			—	—	—	—

Justification of Differences

Form 35164 — 977 - Interagency Transfers

Question	Narrative Response
Explain any transfers to other appropriations.	The transfer represents the LA-1 toll revenue reimbursement from DOTD in the amount of \$ 5,975,627.50 for TIFIA debt service that is reimbursed to the State General Fund.
Break out INA by Source of Funding.	N/A
Additional information or comments.	N/A

Form 35166 — 977 - Fees and Self-Generated Revenue

Question	Narrative Response
Explain any transfers to other appropriations.	N/A
Break out INA by Source of Funding.	N/A
Additional information or comments.	N/A

SCHEDULE OF REQUESTED EXPENDITURES

9771 - Debt Service and Maintenance

Other Charges

FY2025-2026 Request	Means of Financing	Description
48,760	State General Fund	
\$48,760		Payment for administrative expenses related to TIFIA debt.
401,425	Fees & Self-generated	
21,034,621	Interagency Transfers	
2,396,130	State General Fund	
\$23,832,176		Payments for indebtedness and maintenance on state buildings maintained by the Office Facilities Corporation, including insurance and utilities.
\$23,880,936	Total Other Charges	

Continuation Budget Adjustments

AGENCY SUMMARY STATEMENT

Total Agency

Means of Financing

Description	Existing Operating Budget as of 10/01/2024	Non-Recurring	Inflation	Compulsory	Workload	Other	FY2025-2026 Requested Continuation Level
STATE GENERAL FUND (Direct)	34,031,406	—	—	—	—	—	34,031,406
STATE GENERAL FUND BY:	—	—	—	—	—	—	—
INTERAGENCY TRANSFERS	60,935,369	—	—	—	—	(8,866,250)	52,069,119
FEES & SELF-GENERATED	401,425	—	—	—	—	—	401,425
STATUTORY DEDICATIONS	—	—	—	—	—	—	—
FEDERAL FUNDS	—	—	—	—	—	—	—
TOTAL MEANS OF FINANCING	\$95,368,200	—	—	—	—	\$(8,866,250)	\$86,501,950

Fees and Self-Generated

Description	Existing Operating Budget as of 10/01/2024	Non-Recurring	Inflation	Compulsory	Workload	Other	FY2025-2026 Requested Continuation Level
Fees & Self-generated	401,425	—	—	—	—	—	401,425
Total:	\$401,425	—	—	—	—	—	\$401,425

Statutory Dedications

Description	Existing Operating Budget as of 10/01/2024	Non-Recurring	Inflation	Compulsory	Workload	Other	FY2025-2026 Requested Continuation Level
Total:	—	—	—	—	—	—	—

Expenditures and Positions

Description	Existing Operating Budget as of 10/01/2024	Non-Recurring	Inflation	Compulsory	Workload	Other	FY2025-2026 Requested Continuation Level
Salaries	—	—	—	—	—	—	—
Other Compensation	—	—	—	—	—	—	—
Related Benefits	—	—	—	—	—	—	—
TOTAL PERSONAL SERVICES	—	—	—	—	—	—	—
Travel	—	—	—	—	—	—	—
Operating Services	—	—	—	—	—	—	—
Supplies	—	—	—	—	—	—	—
TOTAL OPERATING EXPENSES	—	—	—	—	—	—	—
PROFESSIONAL SERVICES	—	—	—	—	—	—	—
Other Charges	23,880,936	—	—	—	—	—	23,880,936
Debt Service	71,487,264	—	—	—	—	(8,866,250)	62,621,014
Interagency Transfers	—	—	—	—	—	—	—
TOTAL OTHER CHARGES	\$95,368,200	—	—	—	—	\$(8,866,250)	\$86,501,950
Acquisitions	—	—	—	—	—	—	—
Major Repairs	—	—	—	—	—	—	—
TOTAL ACQ. & MAJOR REPAIRS	—	—	—	—	—	—	—
TOTAL EXPENDITURES	\$95,368,200	—	—	—	—	\$(8,866,250)	\$86,501,950
Classified	—	—	—	—	—	—	—
Unclassified	—	—	—	—	—	—	—
TOTAL AUTHORIZED T.O. POSITIONS	—	—	—	—	—	—	—
TOTAL AUTHORIZED OTHER CHARGES POSITIONS	—	—	—	—	—	—	—
TOTAL NON-T.O. FTE POSITIONS	—	—	—	—	—	—	—

CONTINUATION BUDGET ADJUSTMENTS - SUMMARIZED

Form 37319 — 977 - Debt Service Schedule Adjustment

Means of Financing

	Amount
STATE GENERAL FUND (Direct)	—
STATE GENERAL FUND BY:	—
INTERAGENCY TRANSFERS	(8,866,250)
FEES & SELF-GENERATED	—
STATUTORY DEDICATIONS	—
FEDERAL FUNDS	—
TOTAL MEANS OF FINANCING	\$(8,866,250)

Expenditures

	Amount
Salaries	—
Other Compensation	—
Related Benefits	—
TOTAL PERSONAL SERVICES	—
Travel	—
Operating Services	—
Supplies	—
TOTAL OPERATING EXPENSES	—
PROFESSIONAL SERVICES	—
Other Charges	—
Debt Service	(8,866,250)
Interagency Transfers	—
TOTAL OTHER CHARGES	\$(8,866,250)
Acquisitions	—
Major Repairs	—
TOTAL ACQ. & MAJOR REPAIRS	—
TOTAL EXPENDITURES	\$(8,866,250)

Positions

	FTE
Classified	—
Unclassified	—
TOTAL AUTHORIZED T.O. POSITIONS	—
TOTAL AUTHORIZED OTHER CHARGES POSITIONS	—
TOTAL NON-T.O. FTE POSITIONS	—

PROGRAM SUMMARY STATEMENT

9771 - Debt Service and Maintenance

Means of Financing

Description	Existing Operating Budget as of 10/01/2024	Non-Recurring	Inflation	Compulsory	Workload	Other	FY2025-2026 Requested Continuation Level
STATE GENERAL FUND (Direct)	34,031,406	—	—	—	—	—	34,031,406
STATE GENERAL FUND BY:	—	—	—	—	—	—	—
INTERAGENCY TRANSFERS	60,935,369	—	—	—	—	(8,866,250)	52,069,119
FEES & SELF-GENERATED	401,425	—	—	—	—	—	401,425
STATUTORY DEDICATIONS	—	—	—	—	—	—	—
FEDERAL FUNDS	—	—	—	—	—	—	—
TOTAL MEANS OF FINANCING	\$95,368,200	—	—	—	—	\$(8,866,250)	\$86,501,950

Fees and Self-Generated

Description	Existing Operating Budget as of 10/01/2024	Non-Recurring	Inflation	Compulsory	Workload	Other	FY2025-2026 Requested Continuation Level
Fees & Self-generated	401,425	—	—	—	—	—	401,425
Total:	\$401,425	—	—	—	—	—	\$401,425

Expenditures and Positions

Description	Existing Operating Budget as of 10/01/2024	Non-Recurring	Inflation	Compulsory	Workload	Other	FY2025-2026 Requested Continuation Level
Salaries	—	—	—	—	—	—	—
Other Compensation	—	—	—	—	—	—	—
Related Benefits	—	—	—	—	—	—	—
TOTAL PERSONAL SERVICES	—	—	—	—	—	—	—
Travel	—	—	—	—	—	—	—
Operating Services	—	—	—	—	—	—	—
Supplies	—	—	—	—	—	—	—
TOTAL OPERATING EXPENSES	—	—	—	—	—	—	—
PROFESSIONAL SERVICES	—	—	—	—	—	—	—
Other Charges	23,880,936	—	—	—	—	—	23,880,936
Debt Service	71,487,264	—	—	—	—	(8,866,250)	62,621,014
Interagency Transfers	—	—	—	—	—	—	—
TOTAL OTHER CHARGES	\$95,368,200	—	—	—	—	\$(8,866,250)	\$86,501,950
Acquisitions	—	—	—	—	—	—	—
Major Repairs	—	—	—	—	—	—	—
TOTAL ACQ. & MAJOR REPAIRS	—	—	—	—	—	—	—
TOTAL EXPENDITURES	\$95,368,200	—	—	—	—	\$(8,866,250)	\$86,501,950
Classified	—	—	—	—	—	—	—
Unclassified	—	—	—	—	—	—	—
TOTAL AUTHORIZED T.O. POSITIONS	—	—	—	—	—	—	—
TOTAL AUTHORIZED OTHER CHARGES POSITIONS	—	—	—	—	—	—	—
TOTAL NON-T.O. FTE POSITIONS	—	—	—	—	—	—	—

CONTINUATION BUDGET ADJUSTMENTS - BY PROGRAM

Form 37319 — 977 - Debt Service Schedule Adjustment

9771 - Debt Service and Maintenance

MEANS OF FINANCING

	Amount
STATE GENERAL FUND (Direct)	—
STATE GENERAL FUND BY:	—
INTERAGENCY TRANSFERS	(8,866,250)
FEES & SELF-GENERATED	—
STATUTORY DEDICATIONS	—
FEDERAL FUNDS	—
TOTAL MEANS OF FINANCING	\$(8,866,250)

EXPENDITURES

	Amount
Salaries	—
Other Compensation	—
Related Benefits	—
TOTAL PERSONAL SERVICES	—
Travel	—
Operating Services	—
Supplies	—
TOTAL OPERATING EXPENSES	—
PROFESSIONAL SERVICES	—
Other Charges	—
Debt Service	(8,866,250)
Interagency Transfers	—
TOTAL OTHER CHARGES	\$(8,866,250)
Acquisitions	—
Major Repairs	—
TOTAL ACQ. & MAJOR REPAIRS	—
TOTAL EXPENDITURES	\$(8,866,250)

AUTHORIZED POSITIONS

	FTE
Classified	—
Unclassified	—
TOTAL AUTHORIZED T.O. POSITIONS	—
TOTAL AUTHORIZED OTHER CHARGES POSITIONS	—
TOTAL NON-T.O. FTE POSITIONS	—

Question	Narrative Response
Explain the need for this request.	This request provides for an adjustment to debt service obligations in FY26 based on the debt service schedule which requires a decrease of \$8,866,250 for the payoff of Debt Services Series 2012 bonds.
Cite performance indicators for the adjustment.	N/A
What would the impact be if this is not funded?	N/A
Is revenue a fixed amount or can it be adjusted?	N/A
Is the expenditure of these revenues restricted?	N/A
Additional information or comments.	N/A

Technical and Other Adjustments

AGENCY SUMMARY STATEMENT

Total Agency

Means of Financing	Existing Operating Budget as of 10/01/2024	FY2025-2026 Requested Continuation Adjustment	FY2025-2026 Requested in this Adjustment Package	FY2025-2026 Requested Realignment
STATE GENERAL FUND (Direct)	34,031,406	—	—	34,031,406
STATE GENERAL FUND BY:	—	—	—	—
INTERAGENCY TRANSFERS	60,935,369	(8,866,250)	—	52,069,119
FEES & SELF-GENERATED	401,425	—	—	401,425
STATUTORY DEDICATIONS	—	—	—	—
FEDERAL FUNDS	—	—	—	—
TOTAL MEANS OF FINANCING	\$95,368,200	\$(8,866,250)	—	\$86,501,950
Salaries	—	—	—	—
Other Compensation	—	—	—	—
Related Benefits	—	—	—	—
TOTAL PERSONAL SERVICES	—	—	—	—
Travel	—	—	—	—
Operating Services	—	—	—	—
Supplies	—	—	—	—
TOTAL OPERATING EXPENSES	—	—	—	—
PROFESSIONAL SERVICES	—	—	—	—
Other Charges	23,880,936	—	—	23,880,936
Debt Service	71,487,264	(8,866,250)	—	62,621,014
Interagency Transfers	—	—	—	—
TOTAL OTHER CHARGES	\$95,368,200	\$(8,866,250)	—	\$86,501,950
Acquisitions	—	—	—	—
Major Repairs	—	—	—	—
TOTAL ACQ. & MAJOR REPAIRS	—	—	—	—
TOTAL EXPENDITURES	\$95,368,200	\$(8,866,250)	—	\$86,501,950
Classified	—	—	—	—
Unclassified	—	—	—	—
TOTAL AUTHORIZED T.O. POSITIONS	—	—	—	—
TOTAL AUTHORIZED OTHER CHARGES POSITIONS	—	—	—	—
TOTAL NON-T.O. FTE POSITIONS	—	—	—	—

PROGRAM BREAKOUT

Means of Financing	Requested in this Adjustment Package	9771 Debt Service and Maintenance
STATE GENERAL FUND (Direct)	—	—
STATE GENERAL FUND BY:	—	—
INTERAGENCY TRANSFERS	—	—
FEES & SELF-GENERATED	—	—
STATUTORY DEDICATIONS	—	—
FEDERAL FUNDS	—	—
TOTAL MEANS OF FINANCING	—	—
Salaries	—	—
Other Compensation	—	—
Related Benefits	—	—
TOTAL SALARIES	—	—
Travel	—	—
Operating Services	—	—
Supplies	—	—
TOTAL OPERATING EXPENSES	—	—
PROFESSIONAL SERVICES	—	—
Other Charges	—	—
Debt Service	—	—
Interagency Transfers	—	—
TOTAL OTHER CHARGES	—	—
Acquisitions	—	—
Major Repairs	—	—
TOTAL ACQ. & MAJOR REPAIRS	—	—
TOTAL EXPENDITURES & REQUEST	—	—
Classified	—	—
Unclassified	—	—
TOTAL AUTHORIZED T.O. POSITIONS	—	—
TOTAL AUTHORIZED OTHER CHARGES POSITIONS	—	—
TOTAL NON-T.O. FTE POSITIONS	—	—

PROGRAM SUMMARY STATEMENT

9771 - Debt Service and Maintenance

Means of Financing	Existing Operating Budget as of 10/01/2024	FY2025-2026 Requested Continuation Adjustment	FY2025-2026 Requested in this Adjustment Package	FY2025-2026 Requested Realignment
STATE GENERAL FUND (Direct)	34,031,406	—	—	34,031,406
STATE GENERAL FUND BY:	—	—	—	—
INTERAGENCY TRANSFERS	60,935,369	(8,866,250)	—	52,069,119
FEES & SELF-GENERATED	401,425	—	—	401,425
STATUTORY DEDICATIONS	—	—	—	—
FEDERAL FUNDS	—	—	—	—
TOTAL MEANS OF FINANCING	\$95,368,200	\$(8,866,250)	—	\$86,501,950
Salaries	—	—	—	—
Other Compensation	—	—	—	—
Related Benefits	—	—	—	—
TOTAL PERSONAL SERVICES	—	—	—	—
Travel	—	—	—	—
Operating Services	—	—	—	—
Supplies	—	—	—	—
TOTAL OPERATING EXPENSES	—	—	—	—
PROFESSIONAL SERVICES	—	—	—	—
Other Charges	23,880,936	—	—	23,880,936
Debt Service	71,487,264	(8,866,250)	—	62,621,014
Interagency Transfers	—	—	—	—
TOTAL OTHER CHARGES	\$95,368,200	\$(8,866,250)	—	\$86,501,950
Acquisitions	—	—	—	—
Major Repairs	—	—	—	—
TOTAL ACQ. & MAJOR REPAIRS	—	—	—	—
TOTAL EXPENDITURES	\$95,368,200	\$(8,866,250)	—	\$86,501,950
Classified	—	—	—	—
Unclassified	—	—	—	—
TOTAL AUTHORIZED T.O. POSITIONS	—	—	—	—
TOTAL AUTHORIZED OTHER CHARGES POSITIONS	—	—	—	—
TOTAL NON-T.O. FTE POSITIONS	—	—	—	—

New or Expanded Requests

AGENCY SUMMARY STATEMENT

Total Agency

Means of Financing and Expenditures	Existing Operating Budget as of 10/01/2024	FY2025-2026 Requested Continuation Adjustment	FY2025-2026 Requested in Technical/Other Package	FY2025-2026 Requested New/Expanded	FY2025-2026 Requested Realignment
STATE GENERAL FUND (Direct)	34,031,406	—	—	—	34,031,406
STATE GENERAL FUND BY:	—	—	—	—	—
INTERAGENCY TRANSFERS	60,935,369	(8,866,250)	—	—	52,069,119
FEES & SELF-GENERATED	401,425	—	—	—	401,425
STATUTORY DEDICATIONS	—	—	—	—	—
FEDERAL FUNDS	—	—	—	—	—
TOTAL MEANS OF FINANCING	\$95,368,200	\$(8,866,250)	—	—	\$86,501,950
Salaries	—	—	—	—	—
Other Compensation	—	—	—	—	—
Related Benefits	—	—	—	—	—
TOTAL PERSONAL SERVICES	—	—	—	—	—
Travel	—	—	—	—	—
Operating Services	—	—	—	—	—
Supplies	—	—	—	—	—
TOTAL OPERATING EXPENSES	—	—	—	—	—
PROFESSIONAL SERVICES	—	—	—	—	—
Other Charges	23,880,936	—	—	—	23,880,936
Debt Service	71,487,264	(8,866,250)	—	—	62,621,014
Interagency Transfers	—	—	—	—	—
TOTAL OTHER CHARGES	\$95,368,200	\$(8,866,250)	—	—	\$86,501,950
Acquisitions	—	—	—	—	—
Major Repairs	—	—	—	—	—
TOTAL ACQ. & MAJOR REPAIRS	—	—	—	—	—
TOTAL EXPENDITURES	\$95,368,200	\$(8,866,250)	—	—	\$86,501,950
Classified	—	—	—	—	—
Unclassified	—	—	—	—	—
TOTAL AUTHORIZED T.O. POSITIONS	—	—	—	—	—
TOTAL AUTHORIZED OTHER CHARGES POSITIONS	—	—	—	—	—
TOTAL NON-T.O. FTE POSITIONS	—	—	—	—	—

Fees and Self-Generated

Description	Existing Operating Budget as of 10/01/2024	FY2025-2026 Requested Continuation Adjustment	FY2025-2026 Requested in Technical/Other Package	FY2025-2026 Requested New/Expanded	FY2025-2026 Requested Realignment
Fees & Self-generated	401,425	—	—	—	401,425
Total:	\$401,425	—	—	—	\$401,425

Statutory Dedications

Description	Existing Operating Budget as of 10/01/2024	FY2025-2026 Requested Continuation Adjustment	FY2025-2026 Requested in Technical/Other Package	FY2025-2026 Requested New/Expanded	FY2025-2026 Requested Realignment
Total:	—	—	—	—	—

PROGRAM SUMMARY STATEMENT

9771 - Debt Service and Maintenance

Means of Financing and Expenditures	Existing Operating Budget as of 10/01/2024	FY2025-2026 Requested Continuation Adjustment	FY2025-2026 Requested in Technical/Other Package	FY2025-2026 Requested New/Expanded	FY2025-2026 Requested Realignment
STATE GENERAL FUND (Direct)	34,031,406	—	—	—	34,031,406
STATE GENERAL FUND BY:	—	—	—	—	—
INTERAGENCY TRANSFERS	60,935,369	(8,866,250)	—	—	52,069,119
FEES & SELF-GENERATED	401,425	—	—	—	401,425
STATUTORY DEDICATIONS	—	—	—	—	—
FEDERAL FUNDS	—	—	—	—	—
TOTAL MEANS OF FINANCING	\$95,368,200	\$(8,866,250)	—	—	\$86,501,950
Salaries	—	—	—	—	—
Other Compensation	—	—	—	—	—
Related Benefits	—	—	—	—	—
TOTAL PERSONAL SERVICES	—	—	—	—	—
Travel	—	—	—	—	—
Operating Services	—	—	—	—	—
Supplies	—	—	—	—	—
TOTAL OPERATING EXPENSES	—	—	—	—	—
PROFESSIONAL SERVICES	—	—	—	—	—
Other Charges	23,880,936	—	—	—	23,880,936
Debt Service	71,487,264	(8,866,250)	—	—	62,621,014
Interagency Transfers	—	—	—	—	—
TOTAL OTHER CHARGES	\$95,368,200	\$(8,866,250)	—	—	\$86,501,950
Acquisitions	—	—	—	—	—
Major Repairs	—	—	—	—	—
TOTAL ACQ. & MAJOR REPAIRS	—	—	—	—	—
TOTAL EXPENDITURES	\$95,368,200	\$(8,866,250)	—	—	\$86,501,950
Classified	—	—	—	—	—
Unclassified	—	—	—	—	—
TOTAL AUTHORIZED T.O. POSITIONS	—	—	—	—	—
TOTAL AUTHORIZED OTHER CHARGES POSITIONS	—	—	—	—	—
TOTAL NON-T.O. FTE POSITIONS	—	—	—	—	—

Fees and Self-Generated

Description	Existing Operating Budget as of 10/01/2024	FY2025-2026 Requested Continuation Adjustment	FY2025-2026 Requested in Technical/Other Package	FY2025-2026 Requested New/Expanded	FY2025-2026 Requested Realignment
Fees & Self-generated	401,425	—	—	—	401,425
Total:	\$401,425	—	—	—	\$401,425

Statutory Dedications

Description	Existing Operating Budget as of 10/01/2024	FY2025-2026 Requested Continuation Adjustment	FY2025-2026 Requested in Technical/Other Package	FY2025-2026 Requested New/Expanded	FY2025-2026 Requested Realignment
Total:	—	—	—	—	—



This page has been intentionally left blank

Total Request Summary

AGENCY SUMMARY STATEMENT

Total Agency

Means of Financing

Description	FY2023-2024 Actuals	Existing Operating Budget as of 10/01/2024	FY2025-2026 Requested Continuation Adjustments	FY2025-2026 Requested in Technical/Other Adjustments	FY2025-2026 Requested New or Expanded Adjustments	FY2025-2026 Total Request	Over/Under EOB
STATE GENERAL FUND (Direct)	32,420,256	34,031,406	—	—	—	34,031,406	—
STATE GENERAL FUND BY:	—	—	—	—	—	—	—
INTERAGENCY TRANSFERS	46,800,895	60,935,369	(8,866,250)	—	—	52,069,119	(8,866,250)
FEES & SELF-GENERATED	400,514	401,425	—	—	—	401,425	—
STATUTORY DEDICATIONS	—	—	—	—	—	—	—
FEDERAL FUNDS	—	—	—	—	—	—	—
TOTAL MEANS OF FINANCING	\$79,621,665	\$95,368,200	\$(8,866,250)	—	—	\$86,501,950	\$(8,866,250)

Statutory Dedications

Description	FY2023-2024 Actuals	Existing Operating Budget as of 10/01/2024	FY2025-2026 Requested Continuation Adjustments	FY2025-2026 Requested in Technical/Other Adjustments	FY2025-2026 Requested New or Expanded Adjustments	FY2025-2026 Total Request	Over/Under EOB
Total:	—	—	—	—	—	—	—

Expenditures and Positions

Description	FY2023-2024 Actuals	Existing Operating Budget as of 10/01/2024	FY2025-2026 Requested Continuation Adjustments	FY2025-2026 Requested in Technical/Other Adjustments	FY2025-2026 Requested New or Expanded Adjustments	FY2025-2026 Total Request	Over/Under EOB
Salaries	—	—	—	—	—	—	—
Other Compensation	—	—	—	—	—	—	—
Related Benefits	—	—	—	—	—	—	—
TOTAL PERSONAL SERVICES	—	—	—	—	—	—	—
Travel	—	—	—	—	—	—	—
Operating Services	—	—	—	—	—	—	—
Supplies	—	—	—	—	—	—	—
TOTAL OPERATING EXPENSES	—	—	—	—	—	—	—
PROFESSIONAL SERVICES	—	—	—	—	—	—	—
Other Charges	21,068,534	23,880,936	—	—	—	23,880,936	—
Debt Service	58,553,131	71,487,264	(8,866,250)	—	—	62,621,014	(8,866,250)
Interagency Transfers	—	—	—	—	—	—	—
TOTAL OTHER CHARGES	\$79,621,665	\$95,368,200	\$(8,866,250)	—	—	\$86,501,950	\$(8,866,250)
Acquisitions	—	—	—	—	—	—	—
Major Repairs	—	—	—	—	—	—	—
TOTAL ACQ. & MAJOR REPAIRS	—	—	—	—	—	—	—
TOTAL EXPENDITURES	\$79,621,665	\$95,368,200	\$(8,866,250)	—	—	\$86,501,950	\$(8,866,250)
Classified	—	—	—	—	—	—	—
Unclassified	—	—	—	—	—	—	—
TOTAL AUTHORIZED T.O. POSITIONS	—	—	—	—	—	—	—
TOTAL AUTHORIZED OTHER CHARGES POSITIONS	—	—	—	—	—	—	—
TOTAL NON-T.O. FTE POSITIONS	—	—	—	—	—	—	—

PROGRAM SUMMARY STATEMENT

9771 - Debt Service and Maintenance

Means of Financing

Description	FY2023-2024 Actuals	Existing Operating Budget as of 10/01/2024	FY2025-2026 Requested Continuation Adjustments	FY2025-2026 Requested in Technical/Other Adjustments	FY2025-2026 Requested New or Expanded Adjustments	FY2025-2026 Total Request	Over/Under EOB
STATE GENERAL FUND (Direct)	32,420,256	34,031,406	—	—	—	34,031,406	—
STATE GENERAL FUND BY:	—	—	—	—	—	—	—
INTERAGENCY TRANSFERS	46,800,895	60,935,369	(8,866,250)	—	—	52,069,119	(8,866,250)
FEES & SELF-GENERATED	400,514	401,425	—	—	—	401,425	—
STATUTORY DEDICATIONS	—	—	—	—	—	—	—
FEDERAL FUNDS	—	—	—	—	—	—	—
TOTAL MEANS OF FINANCING	\$79,621,665	\$95,368,200	\$(8,866,250)	—	—	\$86,501,950	\$(8,866,250)

Expenditures and Positions

Description	FY2023-2024 Actuals	Existing Operating Budget as of 10/01/2024	FY2025-2026 Requested Continuation Adjustments	FY2025-2026 Requested in Technical/Other Adjustments	FY2025-2026 Requested New or Expanded Adjustments	FY2025-2026 Total Request	Over/Under EOB
Salaries	—	—	—	—	—	—	—
Other Compensation	—	—	—	—	—	—	—
Related Benefits	—	—	—	—	—	—	—
TOTAL PERSONAL SERVICES	—	—	—	—	—	—	—
Travel	—	—	—	—	—	—	—
Operating Services	—	—	—	—	—	—	—
Supplies	—	—	—	—	—	—	—
TOTAL OPERATING EXPENSES	—	—	—	—	—	—	—
PROFESSIONAL SERVICES	—	—	—	—	—	—	—
Other Charges	21,068,534	23,880,936	—	—	—	23,880,936	—
Debt Service	58,553,131	71,487,264	(8,866,250)	—	—	62,621,014	(8,866,250)
Interagency Transfers	—	—	—	—	—	—	—
TOTAL OTHER CHARGES	\$79,621,665	\$95,368,200	\$(8,866,250)	—	—	\$86,501,950	\$(8,866,250)
Acquisitions	—	—	—	—	—	—	—
Major Repairs	—	—	—	—	—	—	—
TOTAL ACQ. & MAJOR REPAIRS	—	—	—	—	—	—	—
TOTAL EXPENDITURES	\$79,621,665	\$95,368,200	\$(8,866,250)	—	—	\$86,501,950	\$(8,866,250)
Classified	—	—	—	—	—	—	—
Unclassified	—	—	—	—	—	—	—
TOTAL AUTHORIZED T.O. POSITIONS	—	—	—	—	—	—	—
TOTAL AUTHORIZED OTHER CHARGES POSITIONS	—	—	—	—	—	—	—
TOTAL NON-T.O. FTE POSITIONS	—	—	—	—	—	—	—

Addenda

Agency: 977 DOA - DEBT SERVICE AND MAINTENANCE

STATE OF LOUISIANA
Childrens Budget
Department Summary

CHILD - DS
Fiscal Year 2025 - 2026
Report Date: 10/31/24

Service Number	Service Name	Agency Number	Agency Name	General Fund	IAT	Self Generated	Stat Deds	Federal Funds	Total Funds	Positions
			Total:	\$0	\$0	\$0	\$0	\$0	\$0	0

Agency: 977 DOA - DEBT SERVICE AND MAINTENANCE

STATE OF LOUISIANA
Childrens Budget
by Department

CHILD - DC
Fiscal Year 2025 - 2026
Report Date: 10/31/24

Agency: 977 DOA - DEBT SERVICE AND MAINTENANCE

STATE OF LOUISIANA
Childrens Budget
Agency Summary

CHILD - AS
Fiscal Year 2025 - 2026
Report Date: 10/31/24

Service Number	Service Name	Program Number	Program Name	General Fund	IAT	Self Generated	Stat Deds	Federal Funds	Total Funds	Positions
			Total:	\$0	\$0	\$0	\$0	\$0	\$0	0

Agency: 977 DOA - DEBT SERVICE AND MAINTENANCE

STATE OF LOUISIANA
Childrens Budget
by Agency

CHILD - AC
Fiscal Year 2025 - 2026
Report Date: 10/31/24

Agency: 977 DOA - DEBT SERVICE AND MAINTENANCE

STATE OF LOUISIANA
Childrens Budget
by Agency/Program and Service

CHILD1
Fiscal Year 2025 - 2026
Report Date: 10/31/24

Agency: 977 DOA - DEBT SERVICE AND MAINTENANCE

STATE OF LOUISIANA
Childrens Budget
Narrative

CHILD2
Fiscal Year 2025 - 2026
Report Date: 10/31/24

Form ID:	
Form Description:	
Service:	

Question and Narrative Response

--

STATE OF LOUISIANA
Sunset Review

GENERAL ADDENDA

State of Louisiana

EXECUTIVE DEPARTMENT
OFFICE OF THE GOVERNOR
EXECUTIVE ORDER NUMBER 24-11

Actions to Mitigate the State's Impending Fiscal Cliff

WHEREAS, on January 17, 2024, the Five Year Baseline Projection was presented to the Joint Legislative Committee on the Budget documenting the projected revenues based on the adopted Revenue Estimating Conference forecast and the projected expenditures for the current fiscal year and the ensuing four fiscal years.

WHEREAS, the Five Year Baseline Projection is commonly used to determine if the state is expected to have a surplus or deficit in future years.

WHEREAS, the Five Year Baseline Projection shows the incoming administration is facing a (\$64,770,901) deficit for Fiscal Year 2024-2025 for which it is responsible for preparing a balanced Governor's Executive Budget by February 9, 2024.

WHEREAS, the Five Year Baseline Projection also shows a large deficit (commonly called a fiscal cliff) in Fiscal Year 2025-2026 of (\$558,784,913), growing to a deficit of (\$733,381,780) in Fiscal Year 2027-2028.

WHEREAS, the fiscal cliff in Fiscal Year 2025-2026 is caused by projected revenues decreasing by (3.47%) or (\$416,200,000) as compared to projected expenditures increasing by 0.65% or \$77,814,012.

WHEREAS, one month after taking office, the new administration will address the Fiscal Year 2024-2025 deficit of (\$64,770,901) in the Governor's Executive Budget presented on February 9, 2024.

WHEREAS, it is advantageous to begin addressing the future fiscal cliffs as early as possible in order to provide a balanced budget for all ensuing fiscal years.

NOW THEREFORE, I, JEFF LANDRY, Governor of the State of Louisiana, by virtue of the authority vested by the Constitution do hereby order and direct as follows:

Section 1: Every department shall review the following areas through the end of the current fiscal year in order to identify savings that can be implemented in Fiscal Year 2024-2025 to begin preparing for the fiscal cliff in Fiscal Year 2025-2026:

- A. Review expenditures planned for the remainder of the current fiscal year and identify opportunities for reductions.
B. Evaluate contracts, especially those that are expiring, to determine if they are necessary to renew or if they can be reduced or terminated going forward.
C. Evaluate staffing and determine where funded vacancies can be eliminated.
D. Evaluate all large acquisitions to determine if there are more cost-effective alternatives or if the acquisition is necessary at all.
E. Review all programs that are not statutorily required to determine if they can be eliminated, reduced, or phased out.
F. Review all activities to identify areas of duplication within the department or across departments.
G. Determine any other discretionary State General Fund spending that can be reduced or eliminated.
H. Determine any other efficiencies that can be implemented to save State General Fund dollars or improve delivery of services without increasing costs.

Section 2: Each department's November 1, 2024 budget request shall include the savings identified in accordance with Section 1 of this Order.

Section 3: This Order is effective upon signature and shall remain in effect until November 2, 2024.



IN WITNESS WHEREOF, I have set my hand officially and caused to be affixed the Great Seal of Louisiana in the City of Baton Rouge, on this 24th day of January, 2024.

Jeff Landry
GOVERNOR OF LOUISIANA

ATTEST BY THE SECRETARY OF STATE
Nancy Landry
Nancy Landry
SECRETARY OF STATE

Total Executive Order Savings by Fiscal Year

<u>Means of Finance</u>	FY25	FY26
State General Fund (Direct)	\$0	\$0
Interagency Transfers	\$0	\$0
Fees and Self-generated Revenues	\$0	\$0
Statutory Dedications	\$0	\$0
Federal Funds	\$0	\$0
Total Means of Finance	\$0	\$0
 <u>Expenditures</u>		
Commitment Item Category		
Salaries	\$0	\$0
Other Compensation	\$0	\$0
Related Benefits	\$0	\$0
Total Personal Services	\$0	\$0
Travel	\$0	\$0
Operating Services	\$0	\$0
Supplies	\$0	\$0
Total Operating Services	\$0	\$0
Professional Services	\$0	\$0
Other Charges	\$0	\$0
Debt Service	\$0	\$0
Interagency Transfers	\$0	\$0
Total O/C, Debt Service, and IAT	\$0	\$0
Acquisitions	\$0	\$0
Major Repairs	\$0	\$0
Total Acquisitions and Major Repairs	\$0	\$0
 TOTAL EXPENDITURES	 \$0	 \$0
CLASSIFIED POSITIONS	0	0
UNCLASSIFIED POSITIONS	0	0
TOTAL AUTHORIZED OTHER CHARGES POSITIONS	0	0
TOTAL NON-T.O. FTE POSITIONS	0	0

Total Executive Order Savings by Fiscal Year

Explanation of Current-Year Savings Identified that May Be Annualized

After analyzing the annual budget, no additional savings have been identified.

BR Addendum #6

9/24

Section 1A: Review expenditures planned for the remainder of the current fiscal year and identify opportunities for reductions. The savings identified in the current year will result in annualized savings in future fiscal years.


<u>Means of Finance</u>	FY25	FY26
State General Fund (Direct)	\$0	\$0
Interagency Transfers	\$0	\$0
Fees and Self-generated Revenues	\$0	\$0
Statutory Dedications	\$0	\$0
Federal Funds	\$0	\$0
Total Means of Finance	\$0	\$0
 <u>Expenditures</u>		
Commitment Item Category		
Salaries	\$0	\$0
Other Compensation	\$0	\$0
Related Benefits	\$0	\$0
Total Personal Services	\$0	\$0
Travel	\$0	\$0
Operating Services	\$0	\$0
Supplies	\$0	\$0
Total Operating Services	\$0	\$0
Professional Services	\$0	\$0
Other Charges	\$0	\$0
Debt Service	\$0	\$0
Interagency Transfers	\$0	\$0
Total O/C, Debt Service, and IAT	\$0	\$0
Acquisitions		
Major Repairs		
Total Acquisitions and Major Repairs	\$0	\$0
 TOTAL EXPENDITURES	 \$0	 \$0
CLASSIFIED POSITIONS	0	0
UNCLASSIFIED POSITIONS	0	0
TOTAL AUTHORIZED OTHER CHARGES POSITIONS	0	0
TOTAL NON-T.O. FTE POSITIONS	0	0

BR Addendum #6

9/24

Section 1A: Review expenditures planned for the remainder of the current fiscal year and identify opportunities for reductions. The savings identified in the current year will result in annualized savings in future fiscal years.

Explanation of Current-Year Savings Identified that May Be Annualized



BR Addendum #6

9/24

Section 1B: Evaluate contracts, especially those that are expiring, to determine if they are necessary to renew or if they can be reduced or terminated going forward.

<u>Means of Finance</u>	<u>Contracts</u>
State General Fund (Direct)	\$0
Interagency Transfers	\$0
Fees and Self-generated Revenues	\$0
Statutory Dedications	\$0
Federal Funds	\$0
Total Means of Finance	\$0
 <u>Expenditures</u>	
Commitment Item Category	
Salaries	\$0
Other Compensation	\$0
Related Benefits	\$0
Total Personal Services	\$0
Travel	\$0
Operating Services	\$0
Supplies	\$0
Total Operating Services	\$0
Professional Services	\$0
Other Charges	\$0
Debt Service	\$0
Interagency Transfers	\$0
Total O/C, Debt Service, and IAT	\$0
Acquisitions	
Major Repairs	
Total Acquisitions and Major Repairs	\$0
 TOTAL EXPENDITURES	 \$0
CLASSIFIED POSITIONS	0
UNCLASSIFIED POSITIONS	0
TOTAL AUTHORIZED OTHER CHARGES POSITIONS	0
TOTAL NON-T.O. FTE POSITIONS	0

BR Addendum #6

9/24

Section 1B: Evaluate contracts, especially those that are expiring, to determine if they are necessary to renew or if they can be reduced or terminated going forward.

Number of Contracts that may be terminated or reduced:

Explain each contract that may be terminated or reduced below:



Section 1C: Evaluate staffing and determine where funded vacancies can be eliminated.

<u>Means of Finance</u>	<u>Staffing and Vacancies</u>
State General Fund (Direct)	\$0
Interagency Transfers	\$0
Fees and Self-generated Revenues	\$0
Statutory Dedications	\$0
Federal Funds	\$0
Total Means of Finance	\$0
 <u>Expenditures</u>	
Commitment Item Category	
Salaries	\$0
Other Compensation	\$0
Related Benefits	\$0
Total Personal Services	\$0
Travel	\$0
Operating Services	\$0
Supplies	\$0
Total Operating Services	\$0
Professional Services	\$0
Other Charges	\$0
Debt Service	\$0
Interagency Transfers	\$0
Total O/C, Debt Service, and IAT	\$0
Acquisitions	\$0
Major Repairs	\$0
Total Acquisitions and Major Repairs	\$0
 TOTAL EXPENDITURES	 \$0
CLASSIFIED POSITIONS	0
UNCLASSIFIED POSITIONS	0
TOTAL AUTHORIZED OTHER CHARGES POSITIONS	0
TOTAL NON-T.O. FTE POSITIONS	0

Section 1C: Evaluate staffing and determine where funded vacancies can be eliminated.

Explain each position that may be reduced with a brief description below:



BR Addendum #6

9/24

Section 1D: Evaluate all large acquisitions to determine if there are more cost-effective alternatives or if the acquisition is necessary at all.

<u>Means of Finance</u>	<u>Acquisitions</u>
State General Fund (Direct)	\$0
Interagency Transfers	\$0
Fees and Self-generated Revenues	\$0
Statutory Dedications	\$0
Federal Funds	\$0
Total Means of Finance	\$0
 <u>Expenditures</u>	
Commitment Item Category	
Salaries	\$0
Other Compensation	\$0
Related Benefits	\$0
Total Personal Services	\$0
Travel	\$0
Operating Services	\$0
Supplies	\$0
Total Operating Services	\$0
Professional Services	\$0
Other Charges	\$0
Debt Service	\$0
Interagency Transfers	\$0
Total O/C, Debt Service, and IAT	\$0
Acquisitions	\$0
Major Repairs	\$0
Total Acquisitions and Major Repairs	\$0
 TOTAL EXPENDITURES	 \$0
CLASSIFIED POSITIONS	0
UNCLASSIFIED POSITIONS	0
TOTAL AUTHORIZED OTHER CHARGES POSITIONS	0
TOTAL NON-T.O. FTE POSITIONS	0

BR Addendum #6

9/24

Section 1D: Evaluate all large acquisitions to determine if there are more cost-effective alternatives or if the acquisition is necessary at all.

Explain each acquisition that may be reduced with a brief description below:



BR Addendum #6

9/24

Section 1E: Review all programs that are not statutorily required to determine if they can be eliminated, reduced, or phased out.


<u>Means of Finance</u>	<u>Programs and Initiatives</u>
State General Fund (Direct)	\$0
Interagency Transfers	\$0
Fees and Self-generated Revenues	\$0
Statutory Dedications	\$0
Federal Funds	\$0
Total Means of Finance	\$0
 <u>Expenditures</u>	
Commitment Item Category	
Salaries	\$0
Other Compensation	\$0
Related Benefits	\$0
Total Personal Services	\$0
Travel	\$0
Operating Services	\$0
Supplies	\$0
Total Operating Services	\$0
Professional Services	\$0
Other Charges	\$0
Debt Service	\$0
Interagency Transfers	\$0
Total O/C, Debt Service, and IAT	\$0
Acquisitions	\$0
Major Repairs	\$0
Total Acquisitions and Major Repairs	\$0
 TOTAL EXPENDITURES	 \$0
CLASSIFIED POSITIONS	0
UNCLASSIFIED POSITIONS	0
TOTAL AUTHORIZED OTHER CHARGES POSITIONS	0
TOTAL NON-T.O. FTE POSITIONS	0

BR Addendum #6

9/24

Section 1E: Review all programs that are not statutorily required to determine if they can be eliminated, reduced, or phased out.

Explain each program or initiative that may be eliminated, reduced, or phased out below.



BR Addendum #6

9/24

Section 1F: Review all activities to identify areas of duplication within the department or across departments.


<u>Means of Finance</u>	<u>Areas of Duplication</u>
State General Fund (Direct)	\$0
Interagency Transfers	\$0
Fees and Self-generated Revenues	\$0
Statutory Dedications	\$0
Federal Funds	\$0
Total Means of Finance	\$0
 <u>Expenditures</u>	
Commitment Item Category	
Salaries	\$0
Other Compensation	\$0
Related Benefits	\$0
Total Personal Services	\$0
Travel	\$0
Operating Services	\$0
Supplies	\$0
Total Operating Services	\$0
Professional Services	\$0
Other Charges	\$0
Debt Service	\$0
Interagency Transfers	\$0
Total O/C, Debt Service, and IAT	\$0
Acquisitions	\$0
Major Repairs	\$0
Total Acquisitions and Major Repairs	\$0
 TOTAL EXPENDITURES	 \$0
CLASSIFIED POSITIONS	0
UNCLASSIFIED POSITIONS	0
TOTAL AUTHORIZED OTHER CHARGES POSITIONS	0
TOTAL NON-T.O. FTE POSITIONS	0

BR Addendum #6

9/24

Section 1F: Review all activities to identify areas of duplication within the department or across departments.

Explain duplications of efforts elsewhere, and where the duplication is occurring below:

A large, empty rectangular box with a thin black border, intended for the user to provide an explanation of duplications of efforts elsewhere and where the duplication is occurring.

BR Addendum #6

9/24

Section 1G: Determine any other discretionary State General Fund spending that can be reduced or eliminated.

<u>Means of Finance</u>	Discretionary Reductions
State General Fund (Direct)	\$0
Interagency Transfers	\$0
Fees and Self-generated Revenues	\$0
Statutory Dedications	\$0
Federal Funds	\$0
Total Means of Finance	\$0
 <u>Expenditures</u>	
Commitment Item Category	
Salaries	\$0
Other Compensation	\$0
Related Benefits	\$0
Total Personal Services	\$0
Travel	\$0
Operating Services	\$0
Supplies	\$0
Total Operating Services	\$0
Professional Services	\$0
Other Charges	\$0
Debt Service	\$0
Interagency Transfers	\$0
Total O/C, Debt Service, and IAT	\$0
Acquisitions	\$0
Major Repairs	\$0
Total Acquisitions and Major Repairs	\$0
 TOTAL EXPENDITURES	 \$0
CLASSIFIED POSITIONS	0
UNCLASSIFIED POSITIONS	0
TOTAL AUTHORIZED OTHER CHARGES POSITIONS	0
TOTAL NON-T.O. FTE POSITIONS	0

BR Addendum #6

9/24

Section 1G: Determine any other discretionary State General Fund spending that can be reduced or eliminated.

Explain the nature of any discretionary reductions below:



BR Addendum #6

9/24

Section 1H: Determine any other efficiencies that can be implemented to save State General Fund dollars or improve delivery of services without increasing costs.

<u>Means of Finance</u>	<u>Efficiencies</u>
State General Fund (Direct)	\$0
Interagency Transfers	\$0
Fees and Self-generated Revenues	\$0
Statutory Dedications	\$0
Federal Funds	\$0
Total Means of Finance	\$0
 <u>Expenditures</u>	
Commitment Item Category	
Salaries	\$0
Other Compensation	\$0
Related Benefits	\$0
Total Personal Services	\$0
Travel	\$0
Operating Services	\$0
Supplies	\$0
Total Operating Services	\$0
Professional Services	\$0
Other Charges	\$0
Debt Service	\$0
Interagency Transfers	\$0
Total O/C, Debt Service, and IAT	\$0
Acquisitions	
Major Repairs	
Total Acquisitions and Major Repairs	\$0
 TOTAL EXPENDITURES	 \$0
CLASSIFIED POSITIONS	0
UNCLASSIFIED POSITIONS	0
TOTAL AUTHORIZED OTHER CHARGES POSITIONS	0
TOTAL NON-T.O. FTE POSITIONS	0

BR Addendum #6

9/24

Section 1H: Determine any other efficiencies that can be implemented to save State General Fund dollars or improve delivery of services without increasing costs.

Explain the nature and source of the identified efficiencies below:

A large, empty rectangular box with a thin black border, intended for the user to provide details on the nature and source of identified efficiencies. The box is currently blank.



This page has been intentionally left blank

