

State of Louisiana
Supplementary Information
to the Comprehensive Annual Financial Report
for the Year Ended June 30, 2002



DIVISION OF ADMINISTRATION
MARK C. DRENNEN
Commissioner of Administration

**STATE OF LOUISIANA
 SUPPLEMENTARY INFORMATION TO THE
 COMPREHENSIVE ANNUAL FINANCIAL REPORT
 FOR THE YEAR ENDED JUNE 30, 2002**

	<u>Page</u>
General Fund:	
Balance Sheet	1
Schedule of Revenues, Expenditures, and Changes in Fund Balances-Budget and Actual (Non-GAAP Basis).....	4
Combined General Fund and Bond Security and Redemption Fund:	
Comparative Balance Sheet for Years Ended June 30, 1998-2002.....	19
Statement of Revenues, Expenditures, and Changes in Fund Balance for the Years Ended June 30, 1998-2002	20
Combining Balance Sheet and Combining Statement of Revenues, Expenditures, and Changes in Fund Balances-Parish and Municipalities Funds - Shown as Special Revenue Funds	22
Boards and Commissions – Shown as Enterprise Funds:	
Statement of Net Assets, Statement of Revenues, Expenditures, and Changes in Fund Net Assets	32
Statement of Cash Flows	38
Boards and Commissions – Shown as Component Units:	
Combining Statement of Net Assets	44
Combining Statement of Activities.....	45
Levee Districts – Shown as Component Units:	
Combining Statement of Net Assets	46
Combining Statement of Activities.....	50
Schedule of Transfers To and Due To	52
Schedule of Transfers From and Due From	66
Revenues by Source and Distribution	82
Major State Revenue Excluding Agency INA, Bond Security, and General Fund-Actual and Budget Comparison.....	92
Appropriated Federal Funds-Actual and Budget Comparison	96
Interagency Transfers (BSRF only)-Actual and Budget Comparison.....	98
Interagency Transfers Which Were Reclassified as Self-Generated.....	100
Self-Generated-Actual and Budget Comparison.....	102
Income Not Available-Actual and Budget Comparison (BSRF only).....	108
Summary of All Revenues All Funds by Organization and Type	112
Schedule of Revenues by Organization and Type	114
Summary of All Expenditures by Organization	123

**STATE OF LOUISIANA
 SUPPLEMENTARY INFORMATION TO THE
 COMPREHENSIVE ANNUAL FINANCIAL REPORT
 FOR THE YEAR ENDED JUNE 30, 2002**

	<u>Page</u>
Revised Budget and Actual Expenditures by Organization and Program	124
Schedule of Bonded Indebtedness	136
Debt Service Requirements to Maturity--General Obligation Bonds To Be Paid From Bond Security and Redemption Fund-Total Principal and Interest	144
Debt Service Requirements to Maturity--Non-General Obligation Bonds Which are Self-Supporting or Paid From Special Taxes-Total Principal and Interest	146
Debt Service Requirements to Maturity--Non-General Obligation Bonds Which are Self-Supporting or Paid from Special Taxes Discrete Presentation-Total Principal and Interest.....	147
Notes Payable Requirements to Maturity for Discrete Entities.....	148
Combining Schedule of Revenues, Expenditures, and Changes in Fund Balances- Special Revenue Funds--Budget and Actual (Non-GAAP Basis)	150
Combining Schedule of Revenues, Expenses, and Changes in Retained Earnings- Internal Service Funds—Budget and Actual (Non-GAAP Basis)	156
Combining Schedule of Revenues and Expenses-Enterprise Funds- Budget and Actual (Non-GAAP Basis)	160

STATE OF LOUISIANA
GENERAL FUND
BALANCE SHEET
JUNE 30, 2002

(EXPRESSED IN THOUSANDS)

2002

ASSETS

CASH AND CASH EQUIVALENTS	\$	245,356
INVESTMENTS		27,146
ACCOUNTS RECEIVABLE		116,752
DUE FROM ADMINISTRATIVE FUND OF THE DEPT. OF INSURANCE		298
DUE FROM ADMINISTRATIVE SERVICES		400
DUE FROM ALTERNATE SCHOOLS FUND		182
DUE FROM ARTIFICIAL REEF DEVELOPMENT		59
DUE FROM AVOYELLES PARISH LOCAL GOVERNMENT		420
DUE FROM BATTERED WOMEN'S SHELTER FUND		27
DUE FROM BLIND VENDORS TRUST FUND		31
DUE FROM BOND SECURITY AND REDEMPTION FUND		628,548
DUE FROM CHILDREN'S TRUST FUND		260
DUE FROM COASTAL RESOURCES TRUST FUND		106
DUE FROM COMMUNITY AND TECHNICAL COLLEGE INVESTMENT FUND		215
DUE FROM DIRECTOR OF WORKER'S COMPENSATION REVOLVING FUND		788
DUE FROM DONALD J. THIBODEAUX TRAINING COMPLEX		7
DUE FROM DRUG ABUSE EDUCATION AND TREATMENT FUND		19
DUE FROM EDUCATION EXCELLENCE FUND		7,291
DUE FROM EMPLOYMENT SECURITY ADMINISTRATIVE ACCOUNT		520
DUE FROM FEDERAL ENERGY SETTLEMENT FUND		227
DUE FROM FIRE INSURANCE FUND		9,644
DUE FROM FISHERMEN'S GEAR COMPENSATION		9
DUE FROM FOREST PROTECTION FUND		5
DUE FROM FRAUD DETECTION FUND		62
DUE FROM GENERAL AVIATION AND RELIEVER AIRPORT MAINTENANCE GRANT		2
DUE FROM GREATER NEW ORLEANS EXPRESSWAY COMM ADDITIONAL COST		3
DUE FROM HAZARDOUS WASTE SITE CLEANUP		287
DUE FROM HEALTH CARE AUTHORITY FUND		36
DUE FROM HEALTH TRUST FUND		314
DUE FROM LABOR WORKFORCE DEVELOPMENT TRAINING		2,211
DUE FROM LEAD HAZARD REDUCTION FUND		120
DUE FROM LIQUIFIED PETROLEUM GAS COMMISSION RAINY DAY FUND		64
DUE FROM LITERACY FUND		1
DUE FROM LA AGRICULTURAL FINANCE AUTHORITY FUND		1,875
DUE FROM LA ALLIGATOR RESOURCE FUND		49
DUE FROM LA DUCK STAMP FUND		27
DUE FROM LA ENVIRONMENTAL EDUCATION FUND		57
DUE FROM LA FIRE MARSHALL FUND		213
DUE FROM LOUISIANA FUND		1,365
DUE FROM LA FUR AND ALLIGATOR PUBLIC EDUCATION AND MARKETING FUND		2
DUE FROM LA HOMELESS TRUST		2
DUE FROM LA OPPORTUNITY LOAN FUND		2,250
DUE FROM LA QUALITY EDUCATION SUPPORT FUND		11,108
DUE FROM LA SENIOR CITIZENS TRUST FUND		25
DUE FROM LA TECHNOLOGY INNOVATIONS FUND		1,807
DUE FROM LA TOURISM PROMOTION DISTRICT		3,933
DUE FROM LA TOWING AND STORAGE FUND		145
DUE FROM LA UNDERWATER OBSTRUCTION REMOVAL FUND		32
DUE FROM MARKETING FUND		238
DUE FROM MARSH ISLAND OPERATING		8
DUE FROM MEDICAID TRUST FUND FOR THE ELDERLY		2,570
DUE FROM MINERAL RESOURCES AUDIT AND COLLECTION FUND		205
DUE FROM MOTOR CARRIER REGULATION FUND		321
DUE FROM MOTOR FUELS UNDERGROUND STORAGE TANK TRUST		1,269
DUE FROM MOTORCYCLE SAFETY AWARENESS AND OPERATOR TRAINING PROG		60
DUE FROM MUNICIPAL FACILITIES REVOLVING LOAN FUND		75
DUE FROM MUNICIPAL FIRE AND POLICE CIVIL SERVICE		12
DUE FROM OFFICE OF MOTOR VEHICLE CUSTOMER SERVICE AND TECHNOLOGY		884
DUE FROM OFFICE OF TELECOMMUNICATIONS		4
DUE FROM OFFICE OF WORKER'S COMPENSATION ADMINISTRATIVE FUND		16
DUE FROM OIL AND GAS REGULATORY FUND		126
DUE FROM OIL SPILL CONTINGENCY FUND		87
DUE FROM OILFIELD SITE RESTORATION		248
DUE FROM OYSTER DEVELOPMENT ACCOUNT		14
DUE FROM OYSTER SANITATION FUND		12
DUE FROM PARISH AND MUNICIPALITIES FUND		10,000

**STATE OF LOUISIANA
GENERAL FUND
BALANCE SHEET
JUNE 30, 2002**

(EXPRESSED IN THOUSANDS)

	2002
DUE FROM PATIENTS COMPENSATION FUND	1,805
DUE FROM PETROLEUM AND PETROLEUM PRODUCTS	61
DUE FROM PUBLIC SAFETY SERVICES CAFETERIA	1
DUE FROM RIGHT TO KNOW FUND	5
DUE FROM RIVERBOAT GAMING ENFORCEMENT FUND	4,548
DUE FROM ROCKEFELLER REFUGE FUND	100
DUE FROM RURAL DEVELOPMENT FUND	545
DUE FROM SCHOOL AND DISTRICT ACCOUNTABILITY FUND	20
DUE FROM SCHOOL LEADERSHIP DEVELOPMENT FUND	156
DUE FROM SEAFOOD PROMOTION AND MARKETING	25
DUE FROM SEVERANCE TAX FUND	63
DUE FROM SHRIMP MARKETING AND PROMOTION ACCOUNT	5
DUE FROM SMALL BUSINESS SURETY BONDING FUND	70
DUE FROM STATE PARKS LAND ACQUISITION FUND	242
DUE FROM TAX COMMISSION EXPENSE FUND	647
DUE FROM TELECOMMUNICATIONS FOR THE DEAF FUND	216
DUE FROM TRANSPORTATION INFRASTRUCTURE MODEL	1,745
DUE FROM TRANSPORTATION TRUST FUND	12,834
DUE FROM TRAUMATIC HEAD AND SPINAL CORD INJURY TRUST	125
DUE FROM UNITED STATES OLYMPIC CHECKOFF	5
DUE FROM VIDEO POKER DEVICE FUND	9,661
DUE FROM WASTE TIRE MANAGEMENT FUND	857
DUE FROM WILDLIFE HABITAT AND NATURAL HERITAGE TRUST	32
DUE FROM FEDERAL GOVERNMENT	637,024
INVENTORIES	59,563
OTHER ASSETS	360
	<hr/>
TOTAL ASSETS	\$ 1,811,164
	<hr/> <hr/>
<u>LIABILITIES AND FUND BALANCES</u>	
ACCOUNTS PAYABLE AND ACCRUALS	\$ 883,771
DUE TO FEDERAL GOVERNMENT	83,148
DUE TO BOLL WEEVIL ERADICATION FUND	2,037
DUE TO BOND SECURITY AND REDEMPTION FUND	259,530
DUE TO BUDGET STABILIZATION FUND	26,288
DUE TO CAPITAL OUTLAY ESCROW FUND	189
DUE TO COMPULSIVE AND PROBLEM GAMING FUND	979
DUE TO CONCEALED HANDGUN PERMIT FUND	53
DUE TO CONSERVATION FUND	839
DUE TO CRIME VICTIMS' REPARATION FUND	352
DUE TO DEFICIT ELIMINATION/CAPITAL OUTLAY ESCROW REPLENISHMENT	465
DUE TO EMPLOYMENT SECURITY ADMINISTRATIVE FUND	272
DUE TO ENVIRONMENTAL TRUST FUND	1,735
DUE TO FORESTRY PRODUCTIVITY FUND	1,695
DUE TO FORMOSAN TERMITE INITIATIVE FUND	758
DUE TO HEALTH CARE AUTHORITY FUND	16
DUE TO INSURANCE FRAUD INVESTIGATION FUND	65
DUE TO LIQUIFIED PETROLEUM GAS COMMISSION RAINY DAY	13
DUE TO LA AGRICULTURAL FINANCE AUTHORITY	25,722
DUE TO LA FIRE MARSHALL FUND	289
DUE TO LA MEDICAL ASSISTANCE TRUST FUND	6,985
DUE TO LA SENIOR CITIZENS TRUST FUND	17
DUE TO LA WORKER'S COMPENSATION SECOND INJURY FUND	644
DUE TO MARSH ISLAND OPERATING FUND	43
DUE TO MUNICIPAL FIRE AND POLICE CIVIL SERVICE OPERATING FUND	12
DUE TO OIL AND GAS REGULATORY FUND	53
DUE TO PARISH ROYALTY FUND	337
DUE TO PATIENT'S COMPENSATION FUND	215
DUE TO PESTICIDE FUND	2
DUE TO PUBLIC SAFETY DWI TESTING, MAINTENANCE, AND TRAINING FUND	17
DUE TO SEVERANCE TAX FUND	12,931
DUE TO WETLANDS CONSERVATION AND RESTORATION FUND	780
OTHER PAYABLES	1,407
DEFERRED REVENUES	25,868
ESTIMATED LIABILITY FOR CLAIMS	82,592
	<hr/>
TOTAL LIABILITIES	1,420,119
	<hr/> <hr/>

STATE OF LOUISIANA
GENERAL FUND
BALANCE SHEET
JUNE 30, 2002

(EXPRESSED IN THOUSANDS)

	2002
<hr/>	
<u>FUND BALANCES</u>	
RESERVED FOR INVENTORY	59,563
RESERVED FOR ENCUMBRANCES	37,214
RESERVED FOR OTHER SPECIFICS PURPOSES	328,221
UNRESERVED-UNDESIGNATED	<u>(33,953)</u>
TOTAL FUND BALANCES	<u>391,045</u>
TOTAL LIABILITIES AND FUND BALANCE	<u>\$ 1,811,164</u>

**STATE OF LOUISIANA
SCHEDULE OF REVENUES, EXPENDITURES,
AND CHANGES IN FUND BALANCES
BUDGET AND ACTUAL (NON-GAAP BASIS)
GENERAL FUND
FOR THE YEAR ENDED JUNE 30, 2002**

(EXPRESSED IN THOUSANDS)

	BUDGET	ACTUAL	VARIANCE FAVORABLE (UNFAVORABLE)
REVENUES:			
INTERGOVERNMENTAL REVENUES:			
EXECUTIVE OFFICE	7,092	3,914	(3,178)
LA MANUFACTURED HOUSING COMMISSION	7	14	7
DIVISION OF ADMINISTRATION	59,584	32,951	(26,633)
DEPARTMENT OF THE MILITARY	101,265	90,817	(10,448)
OFFICE OF LIFELONG LEARNING	4,508	3,770	(738)
OFFICE OF WOMEN'S SERVICES	1,485	1,385	(100)
LOUISIANA COMMISSION ON LAW ENFORCEMENT	26,194	26,859	665
DEPARTMENT OF VETERANS AFFAIRS	178	143	(35)
LOUISIANA WAR VETERANS CENTER	3,536	4,050	514
NORTHEAST LOUISIANA WAR VETERANS	2,847	3,186	339
OFFICE OF ELDERLY AFFAIRS	19,415	19,123	(292)
DEPARTMENT OF JUSTICE-ATTORNEY GENERAL	1,909	1,581	(328)
LIEUTENANT GOVERNOR	4,328	2,500	(1,828)
DEPARTMENT OF THE TREASURY	1	4,405	4,404
DEPARTMENT OF AGRICULTURE	9,001	8,436	(565)
DEPARTMENT OF INSURANCE	209	198	(11)
DED - OFFICE OF THE SECRETARY	500	80	(420)
STATE LIBRARY	2,804	2,332	(472)
OFFICE OF STATE PARKS	1,349	401	(948)
CULTURAL DEVELOPMENT	1,907	1,588	(319)
DOTD - PUBLIC WORKS AND INTERMODAL TRANSPORTATION	11,853	7,553	(4,300)
TRANSPORTATION AND DEVELOPMENT - ENGINEERING	500	500	-
CORRECTIONS - ADMINISTRATION	6,409	6,361	(48)
CORRECTIONS - OFFICE OF YOUTH DEVELOPMENT	388	371	(17)
PUBLIC SAFETY - OFFICE OF STATE POLICE	5,059	3,026	(2,033)
PUBLIC SAFETY - OFFICE OF MOTOR VEHICLES	348	26	(322)
PUBLIC SAFETY - STATE FIRE MARSHALL	10	-	(10)
PUBLIC SAFETY - LA HIGHWAY SAFETY COMMISSION	18,786	5,154	(13,632)
DEVELOPMENTAL DISABILITIES	1,459	1,417	(42)
HEALTH AND HOSPITALS - MEDICAL VENDOR ADMINISTRATION	104,041	97,600	(6,441)
MEDICAL VENDOR PAYMENTS	3,448,364	3,405,600	(42,764)
OFFICE OF THE SECRETARY	3,596	2,457	(1,139)
NEW ORLEANS HOME AND REHABILITATION	438	153	(285)
VILLA FELICIANA CHRONIC DISEASE HOSPITAL	597	433	(164)
OFFICE OF PUBLIC HEALTH	149,060	144,780	(4,280)
COMMUNITY MENTAL HEALTH	7,319	6,467	(852)
CENTRAL LOUISIANA STATE HOSPITAL	373	116	(257)
EAST LOUISIANA STATE HOSPITAL	1,352	260	(1,092)
SOUTHEAST LOUISIANA STATE HOSPITAL	720	411	(309)
PINECREST STATE SCHOOL	282	255	(27)
OFFICE OF SUBSTANCE ABUSE	37,007	26,580	(10,427)
CAPITAL AREA HUMAN SERVICE DISTRICT	159	1,892	1,733
FAMILY SUPPORT	482,159	341,348	(140,811)
OFFICE OF COMMUNITY SERVICES	133,988	129,241	(4,747)
DIVISION OF REHABILITATION SERVICES	52,650	44,811	(7,839)
NATURAL RESOURCES - SECRETARY	1,705	808	(897)
NATURAL RESOURCES - CONSERVATION	1,188	936	(252)
NATURAL RESOURCES - MINERAL RESOURCES	130	78	(52)
NATURAL RESOURCES - COASTAL RESTORATION	43,275	11,107	(32,168)
DEPARTMENT OF REVENUE	322	277	(45)
ENVIRONMENTAL QUALITY - OFFICE OF THE SECRETARY	90	36	(54)
OFFICE OF AIR QUALITY AND NUCLEAR	3,470	2,721	(749)
OFFICE OF WATER RESOURCES	2,595	2,549	(46)
SOLID AND HAZARDOUS WASTE	9,159	7,414	(1,745)
DEQ - MANAGEMENT AND FINANCE	320	237	(83)
EMPLOYMENT AND TRAINING - EMPLOYMENT SECURITY	173,435	128,473	(44,962)
EMPLOYMENT AND TRAINING - WORKER'S COMPENSATION	714	651	(63)
WILDLIFE AND FISHERIES - MANAGEMENT AND FINANCE	1,366	556	(810)
WILDLIFE AND FISHERIES - SECRETARY	3,888	3,593	(295)
WILDLIFE AND FISHERIES - WILDLIFE	3,892	3,617	(275)
WILDLIFE AND FISHERIES - FISHERIES	6,648	5,760	(888)
COLLEGES	118,442	93,738	(24,704)

**STATE OF LOUISIANA
SCHEDULE OF REVENUES, EXPENDITURES,
AND CHANGES IN FUND BALANCES
BUDGET AND ACTUAL (NON-GAAP BASIS)
GENERAL FUND
FOR THE YEAR ENDED JUNE 30, 2002**

(EXPRESSED IN THOUSANDS)

	BUDGET	ACTUAL	VARIANCE FAVORABLE (UNFAVORABLE)
OFFICE OF STUDENT FINANCIAL ASSISTANCE	34,514	43,520	9,006
LOUISIANA SYSTEMIC INITIATIVE PROGRAM	1,332	864	(468)
LOUISIANA UNIVERSITY MARINE CONSORTIUM	5,034	3,997	(1,037)
EDUCATION - MANAGEMENT AND FINANCE	24,843	17,905	(6,938)
EDUCATION - SUBGRANTEE ASSISTANCE	714,430	626,548	(87,882)
SUBTOTAL INTERGOVERNMENTAL REVENUES	<u>5,865,828</u>	<u>5,389,930</u>	<u>(475,898)</u>
USE OF MONEY AND PROPERTY:			
OFFICE OF STUDENT FINANCIAL ASSISTANCE	950	-	(950)
STATE TREASURER	-	18,822	18,822
SUBTOTAL USE OF MONEY AND PROPERTY	<u>950</u>	<u>18,822</u>	<u>17,872</u>
SALES OF COMMODITIES AND SERVICES:			
COLLEGES	<u>535,880</u>	<u>354,383</u>	<u>(181,497)</u>
OTHER:			
COLLEGES	189,483	158,611	(30,872)
STATE TREASURER	-	17,613	17,613
STUDENT FINANCIAL ASSISTANCE	500	-	(500)
CAPITAL AREA HUMAN SERVICES DISTRICT	-	3,066	3,066
SUBTOTAL OTHER	<u>189,983</u>	<u>179,290</u>	<u>(10,693)</u>
INTERAGENCY RECEIPTS:			
COLLEGES	222,708	207,224	(15,484)
CAPITAL AREA HUMAN SERVICES DISTRICT	-	13,717	13,717
SUBTOTAL INTERAGENCY RECEIPTS	<u>222,708</u>	<u>220,941</u>	<u>(1,767)</u>
TOTAL REVENUES	<u>6,815,349</u>	<u>6,163,366</u>	<u>(651,983)</u>
EXPENDITURES:			
GENERAL GOVERNMENT:			
EXECUTIVE OFFICE			
ADMINISTRATIVE	41,345	31,934	9,411
LOUISIANA INDIGENT DEFENDERS BOARD	7,808	7,808	-
UNALLOTTED	162	-	162
TOTAL EXECUTIVE OFFICE	<u>49,315</u>	<u>39,742</u>	<u>9,573</u>
GOVERNOR'S COMMISSION ON INDIAN AFFAIRS			
ADMINISTRATIVE	<u>10,798</u>	<u>1,920</u>	<u>8,878</u>
MENTAL HEALTH ADVOCACY SERVICE			
ADMINISTRATIVE	<u>806</u>	<u>806</u>	<u>-</u>
LOUISIANA MANUFACTURED HOUSING			
ADMINISTRATIVE	<u>197</u>	<u>197</u>	<u>-</u>
DIVISION OF ADMINISTRATION			
EXECUTIVE ADMINISTRATIVE	89,632	76,355	13,277
INSPECTOR GENERAL	1,006	992	14
COMMUNITY DEVELOPMENT BLOCK GRANT	62,593	33,421	29,172
AUXILIARY PROGRAM	36,826	14,083	22,743
TOTAL DIVISION OF ADMINISTRATION	<u>190,057</u>	<u>124,851</u>	<u>65,206</u>
PATIENTS COMPENSATION			
ADMINISTRATIVE	<u>1,712</u>	<u>1,520</u>	<u>192</u>
DEPARTMENT OF MILITARY AFFAIRS			
MILITARY AFFAIRS	32,600	27,553	5,047
EMERGENCY PREPAREDNESS	94,532	85,099	9,433
EDUCATION	20,217	19,199	1,018
AUXILIARY ACCOUNT	120	80	40
TOTAL DEPARTMENT OF MILITARY AFFAIRS	<u>147,469</u>	<u>131,931</u>	<u>15,538</u>

**STATE OF LOUISIANA
SCHEDULE OF REVENUES, EXPENDITURES,
AND CHANGES IN FUND BALANCES
BUDGET AND ACTUAL (NON-GAAP BASIS)
GENERAL FUND
FOR THE YEAR ENDED JUNE 30, 2002**

(EXPRESSED IN THOUSANDS)

	BUDGET	ACTUAL	VARIANCE FAVORABLE (UNFAVORABLE)
OFFICE OF LIFELONG LEARNING ADMINISTRATIVE	15,653	7,142	8,511
OFFICE OF WOMEN SERVICES ADMINISTRATIVE	510	476	34
TRAINING PROGRAM	2,738	1,593	1,145
DISPLACED HOMEMAKERS	1,615	937	678
FAMILY VIOLENCE	8,245	6,104	2,141
TOTAL OFFICE OF WOMEN SERVICES	13,108	9,110	3,998
BOARD OF TAX APPEALS ADMINISTRATIVE	263	249	14
LA COMMISSION ON LAW ENFORCEMENT/CRIMINAL JUSTICE FEDERAL PROGRAMS	26,924	26,924	-
STATE PROGRAMS	8,339	8,224	115
TOTAL LA COMM ON LAW ENFORCEMENT/CRIMINAL JUSTICE	35,263	35,148	115
DEPARTMENT OF VETERANS AFFAIRS ADMINISTRATIVE	1,087	1,070	17
CLAIMS	381	356	25
STATE APPROVED AGENCY PROGRAM	178	139	39
CONTRACT ASSISTANCE	2,070	2,032	38
TOTAL DEPARTMENT OF VETERANS AFFAIRS	3,716	3,597	119
LOUISIANA WAR VETERANS HOME ADMINISTRATIVE	7,072	6,824	248
NORTHEAST LA WAR VETERANS HOME ADMINISTRATIVE	5,714	5,474	240
OFFICE OF ELDERLY AFFAIRS ADMINISTRATIVE	4,453	4,348	105
TITLE III, V, USDA	27,953	27,359	594
ACTION MATCH	407	407	-
PARISH COUNCILS ON AGING	1,711	1,711	-
SENIOR CENTERS	4,796	4,780	16
TOTAL OFFICE OF ELDERLY AFFAIRS	39,320	38,605	715
DOA - UNEMPLOYMENT INSURANCES PAYMENTS	2,520	2,255	265
SPECIAL ACTS ADMINISTRATIVE	-	78	(78)
HOUSE OF REPRESENTATIVES ADMINISTRATIVE	22,133	12,341	9,792
SENATE ADMINISTRATIVE	13,641	11,720	1,921
SPECIAL ACTS - LEGISLATIVE AUDITOR ADMINISTRATIVE	14,005	13,924	81
LEGISLATIVE FISCAL OFFICE ADMINISTRATIVE	1,594	1,574	20
LEGISLATIVE BUDGETARY CONTROL COUNCIL ADMINISTRATIVE	6,346	6,451	(105)
LOUISIANA LAW INSTITUTE ADMINISTRATIVE	815	764	51
DISTRICT ATTORNEYS AND ASSISTANTS	18,908	18,881	27
LOUISIANA JUDICIARY	107,117	99,471	7,646

STATE OF LOUISIANA
SCHEDULE OF REVENUES, EXPENDITURES,
AND CHANGES IN FUND BALANCES
BUDGET AND ACTUAL (NON-GAAP BASIS)
GENERAL FUND
FOR THE YEAR ENDED JUNE 30, 2002

(EXPRESSED IN THOUSANDS)

	BUDGET	ACTUAL	VARIANCE FAVORABLE (UNFAVORABLE)
SECRETARY OF STATE			
ADMINISTRATIVE	3,370	3,322	48
ELECTIONS	1,615	1,331	284
ARCHIVES AND RECORDS	2,493	2,302	191
MUSEUM/OTHER OPERATIONS	1,845	1,826	19
COMMERCIAL	2,935	2,810	125
TOTAL SECRETARY OF STATE	12,258	11,591	667
OFFICE OF THE ATTORNEY GENERAL			
ADMINISTRATIVE	3,468	2,976	492
CIVIL LAW	11,186	7,546	3,640
CRIMINAL LAW AND MEDICAID FRAUD	5,041	4,781	260
GAMING	11,069	10,851	218
RISK LITIGATION	4,852	3,933	919
UNALLOTTED	82	-	82
TOTAL OFFICE OF THE ATTORNEY GENERAL	35,698	30,087	5,611
COMMISSIONER OF ELECTIONS			
ADMINISTRATIVE	1,566	1,437	129
MANAGEMENT AND FINANCE	991	936	55
INFORMATION TECHNOLOGY	3,034	2,481	553
VOTER REGISTRATION	5,404	5,331	73
ELECTIONS	15,203	12,996	2,207
TOTAL COMMISSIONER OF ELECTIONS	26,198	23,181	3,017
LIEUTENANT GOVERNOR			
ADMINISTRATIVE	2,496	1,536	960
GRANTS	3,943	2,736	1,207
TOTAL LIEUTENANT GOVERNOR	6,439	4,272	2,167
STATE TREASURER			
DEPARTMENT OF TREASURY - FEDERAL	1,000		1,000
ADMINISTRATIVE	6,237	2,381	3,856
FINANCIAL ACCOUNTABILITY AND CONTROL	2,858	2,803	55
DEBT MANAGEMENT	2,125	824	1,301
INVESTMENT MANAGEMENT	1,358	884	474
TOTAL STATE TREASURER	13,578	6,892	6,686
PUBLIC SERVICE COMMISSION			
ADMINISTRATIVE	2,267	2,111	156
SUPPORT SERVICES	1,759	1,406	353
MOTOR CARRIERS	1,216	1,169	47
DISTRICT OFFICES	1,884	1,820	64
TOTAL PUBLIC SERVICE COMMISSION	7,126	6,506	620
DEPARTMENT OF AGRICULTURE AND FORESTRY			
OFFICE OF MANAGEMENT AND FINANCE	16,008	15,138	870
OFFICE OF MARKETING	3,701	3,500	201
OFFICE OF AGRICULTURE AND ENVIRONMENTAL SCIENCES	50,922	25,600	25,322
OFFICE OF ANIMAL HEALTH SERVICES	9,411	9,256	155
OFFICE OF AGRO-CONSUMER SERVICES	4,072	4,067	5
OFFICE OF FORESTRY	17,824	17,799	25
OFFICE OF SOIL AND WATER CONSERVATION	2,559	2,517	42
AUXILIARY PROGRAM	4,165	2,154	2,011
TOTAL DEPARTMENT OF AGRICULTURE AND FORESTRY	108,662	80,031	28,631
COMMISSIONER OF INSURANCE			
ADMINISTRATION/FISCAL	3,646	3,597	49
MARKET COMPLIANCE	17,067	16,516	551
TOTAL COMMISSIONER OF INSURANCE	20,713	20,113	600
ECONOMIC DEVELOPMENT - OFFICE OF THE SECRETARY ADMINISTRATION	4,336	4,001	335
OFFICE OF COMMERCE & INDUSTRY			
BUSINESS RECRUITMENT PROGRAM	41,236	26,342	14,894
CLUSTER SERVICES	2,417	2,417	-
RESOURCE SERVICES	40,181	10,963	29,218
TOTAL OFFICE OF COMMERCE & INDUSTRY	83,834	39,722	44,112

STATE OF LOUISIANA
SCHEDULE OF REVENUES, EXPENDITURES,
AND CHANGES IN FUND BALANCES
BUDGET AND ACTUAL (NON-GAAP BASIS)
GENERAL FUND
FOR THE YEAR ENDED JUNE 30, 2002

(EXPRESSED IN THOUSANDS)

	BUDGET	ACTUAL	VARIANCE FAVORABLE (UNFAVORABLE)
LOUISIANA STATE RACING COMMISSION RACING COMMISSION	8,324	7,894	430
OFFICE OF FINANCIAL INSTITUTIONS FINANCIAL INSTITUTIONS PROGRAM	7,466	7,155	311
LOUISIANA STATE BOARD OF COSMETOLOGY	1,494	1,042	452
OFFICE OF REVENUE TAX COLLECTION	69,128	63,273	5,855
OFFICE OF CHARITABLE GAMING	4,841	4,347	494
ALCOHOLIC BEVERAGE CONTROL AND TAXATION	1,091	1,062	29
TOTAL OFFICE OF REVENUE	75,060	68,682	6,378
LOUISIANA TAX COMMISSION PROPERTY TAXATION REGULATORY/OVERSIGHT SUPR AND ASSIST OF LOCAL ASSESSORS	2,501 50	2,476 10	25 40
TOTAL LOUISIANA TAX COMMISSION	2,551	2,486	65
OFFICE OF EMPLOYMENT SECURITY ADMINISTRATION	3,152	3,102	50
UNEMPLOYMENT BENEFITS PROGRAM	13,012	12,004	1,008
JOB TRAINING PROGRAM	235,854	113,464	122,390
COMMUNITY BASED SERVICES	12,326	12,326	-
WORKER PROTECTION PROGRAM	1,109	979	130
MANAGEMENT AND FINANCE PROGRAM	10,163	8,670	1,493
OCCUPATIONAL INFORMATION SYSTEM PROGRAM	12,863	11,064	1,799
TOTAL OFFICE OF EMPLOYMENT SECURITY	288,479	161,609	126,870
OFFICE OF WORKERS COMPENSATION INJURED WORKER'S BENEFIT PROTECTION PROGRAM	11,059	10,827	232
INJURED WORKER REEMPLOYMENT PROGRAM	30,180	29,440	740
TOTAL OFFICE OF EMPLOYMENT SECURITY	41,239	40,267	972
OFFICE OF STATE CIVIL SERVICE ADMINISTRATION	3,367	3,288	79
HUMAN RESOURCES MANAGEMENT	3,476	3,473	3
TOTAL OFFICE OF STATE CIVIL SERVICE	6,843	6,761	82
MUNICIPAL FIRE & POLICE CIVIL SERVICE ADMINISTRATION	1,047	1,035	12
ETHICS ADMINISTRATION ADMINISTRATION	1,199	1,197	2
STATE POLICE COMMISSION ADMINISTRATION	397	393	4
DIVISION OF ADMINISTRATION LAW ADMINISTRATION	2,078	2,029	49
RETIREMENT SYSTEMS STATE AID	11,049	11,049	-
SUBTOTAL GENERAL GOVERNMENT	1,473,610	1,112,570	361,040
CULTURE RECREATION AND TOURISM: OFFICE OF SECRETARY ADMINISTRATION	5,643	3,211	2,432
MANAGEMENT AND FINANCE	1,818	1,807	11
TOTAL OFFICE OF SECRETARY	7,461	5,018	2,443
OFFICE OF THE STATE LIBRARY LIBRARY SERVICES	9,707	9,088	619

STATE OF LOUISIANA
SCHEDULE OF REVENUES, EXPENDITURES,
AND CHANGES IN FUND BALANCES
BUDGET AND ACTUAL (NON-GAAP BASIS)
GENERAL FUND
FOR THE YEAR ENDED JUNE 30, 2002

(EXPRESSED IN THOUSANDS)

	BUDGET	ACTUAL	VARIANCE FAVORABLE (UNFAVORABLE)
OFFICE OF THE STATE MUSEUM			
MUSEUM	4,474	4,474	-
AUXILIARY - CABILDO FIRE INSURANCE	151	3	148
TOTAL OFFICE OF THE STATE MUSEUM	4,625	4,477	148
OFFICE OF STATE PARKS			
PARKS AND RECREATION	19,250	17,984	1,266
UNALLOTTED	3	-	3
TOTAL OFFICE OF STATE PARKS	19,253	17,984	1,269
OFFICE OF CULTURAL DEVELOPMENT			
CULTURAL DEVELOPMENT	2,526	2,341	185
ARTS PROGRAM	6,266	5,851	415
TOTAL OFFICE OF CULTURAL DEVELOPMENT	8,792	8,192	600
OFFICE OF TOURISM			
ADMINISTRATION	885	761	124
MARKETING	15,108	14,894	214
WELCOME CENTERS	1,841	1,760	81
CONSUMER INFORMATION SERVICES	1,395	1,221	174
TOTAL OFFICE OF TOURISM	19,229	18,636	593
SUBTOTAL CULTURE RECREATION AND TOURISM	69,067	63,395	5,672
TRANSPORTATION AND DEVELOPMENT:			
ADMINISTRATION			
OFFICE OF THE SECRETARY	1,940	1,835	105
OFFICE OF MANAGEMENT AND FINANCE	23,352	22,109	1,243
UNALLOTTED	23	-	23
TOTAL ADMINISTRATION	25,315	23,944	1,371
PUBLIC WORKS AND INTERMODAL TRANSPORTATION			
LA OFFSHORE TERMINAL AUTHORITY	154	141	13
WATER RESOURCES	4,383	4,105	278
AVIATION	2,847	2,493	354
PUBLIC TRANSPORTATION	13,554	7,297	6,257
TOTAL PUBLIC WORKS AND INTERMODAL TRANSPORT	20,938	14,036	6,902
OFFICE OF ENGINEERING			
HIGHWAYS	78,169	72,285	5,884
BRIDGE TRUST	22,297	16,927	5,370
PLANNING AND PROGRAMMING	17,470	10,932	6,538
DISTRICT OPERATIONS	223,472	209,037	14,435
UNALLOTTED	1,463	-	1,463
TOTAL OFFICE OF ENGINEERING	342,871	309,181	33,690
SUBTOTAL TRANSPORTATION AND DEVELOPMENT	389,124	347,161	41,963
PUBLIC SAFETY:			
PUBLIC SAFETY MANAGEMENT AND FINANCE			
MANAGEMENT AND FINANCE	31,561	24,731	6,830
UNALLOTTED	41	-	41
TOTAL MANAGEMENT AND FINANCE	31,602	24,731	6,871
OFFICE OF STATE POLICE			
TRAFFIC ENFORCEMENT PROGRAM	57,151	54,301	2,850
CRIMINAL INVESTIGATION PROGRAM	11,851	10,902	949
OPERATIONAL SUPPORT PROGRAM	45,016	43,372	1,644
GAMING ENFORCEMENT PROGRAM	20,413	16,377	4,036
AUXILIARY PROGRAM	3,638	3,541	97
UNALLOTTED	363	-	363
TOTAL OFFICE OF STATE POLICE	138,432	128,493	9,939

**STATE OF LOUISIANA
SCHEDULE OF REVENUES, EXPENDITURES,
AND CHANGES IN FUND BALANCES
BUDGET AND ACTUAL (NON-GAAP BASIS)
GENERAL FUND
FOR THE YEAR ENDED JUNE 30, 2002**

(EXPRESSED IN THOUSANDS)

	BUDGET	ACTUAL	VARIANCE FAVORABLE (UNFAVORABLE)
OFFICE OF MOTOR VEHICLE			
LICENSING PROGRAM	48,727	47,222	1,505
UNALLOTTED	203	-	203
TOTAL OFFICE OF MOTOR VEHICLE	48,930	47,222	1,708
OFFICE OF LEGAL AFFAIRS	2,266	2,213	53
OFFICE OF STATE FIRE MARSHALL			
FIRE PREVENTION PROGRAM	10,937	9,636	1,301
UNALLOTTED	21	-	21
TOTAL OFFICE OF STATE FIRE MARSHALL	10,958	9,636	1,322
LOUISIANA GAMING CONTROL BOARD			
ADMINISTRATIVE PROGRAM	1,205	834	371
UNALLOTTED	21	-	21
TOTAL LOUISIANA GAMING CONTROL BOARD	1,226	834	392
LIQUEFIED PETROLEUM GAS COMMISSION			
ADMINISTRATIVE PROGRAM	580	528	52
LOUISIANA HIGHWAY SAFETY COMMISSION			
ADMINISTRATIVE	18,999	5,318	13,681
SHERIFFS' SUPPLEMENTAL PAY			
DEPUTY SHERIFFS' SUPPLEMENTAL PAY	26,724	26,720	4
SUBTOTAL PUBLIC SAFETY	279,717	245,695	34,022
HEALTH AND WELFARE:			
DEVELOPMENTAL DISABILITIES COUNCIL	1,741	1,695	46
MEDICAL VENDOR ADMINISTRATION			
MEDICAL VENDOR ADMINISTRATION	144,439	130,821	13,618
UNALLOTTED	12	-	12
TOTAL MEDICAL VENDOR ADMINISTRATION	144,451	130,821	13,630
MEDICAL VENDOR PAYMENTS			
PAYMENTS TO PRIVATE PROVIDERS	2,792,819	2,756,714	36,105
PAYMENTS TO PUBLIC PROVIDERS	399,310	392,605	6,705
MEDICARE BUY-INS AND SUPPLEMENTS	93,116	92,246	870
UNCOMPENSATED CARE COSTS	837,488	834,868	2,620
IGT PAYMENT PROGRAM	726,482	721,368	5,114
UNALLOTTED	2,905	-	2,905
TOTAL MEDICAL VENDOR PAYMENTS	4,852,120	4,797,801	54,319
OFFICE OF THE SECRETARY			
MANAGEMENT AND FINANCE	31,471	29,486	1,985
AUXILIARY PROGRAM	260	250	10
GRANTS PROGRAM	9,439	8,380	1,059
TOTAL OFFICE OF THE SECRETARY	41,170	38,116	3,054
NEW ORLEANS HOME & REHABILITATION CENTER			
ADMINISTRATION AND GENERAL SUPPORT	1,320	1,215	105
PATIENT SERVICES	5,695	4,805	890
AUXILIARY - NEW ORLEANS HOME & REHABILITATION REC.	2	-	2
TOTAL NEW ORLEANS HOME & REHABILITATION CENTER	7,017	6,020	997
VILLA FELICIANA HOSPITAL			
ADMINISTRATION AND GENERAL SUPPORT	5,250	5,167	83
PATIENT SERVICES	11,403	10,046	1,357
AUXILIARY - VILLA FELICIANA GERIATRIC HOSPITAL	50	26	24
TOTAL VILLA FELICIANA HOSPITAL	16,703	15,239	1,464
OFFICE OF PUBLIC HEALTH			
VITAL RECORDS AND STATISTICS	3,188	3,004	184
PERSONAL HEALTH SERVICES	214,063	206,695	7,368
ENVIRONMENTAL HEALTH SERVICES	24,141	21,546	2,595
UNALLOTTED	1,847	-	1,847
TOTAL OFFICE OF PUBLIC HEALTH	243,239	231,245	11,994

STATE OF LOUISIANA
SCHEDULE OF REVENUES, EXPENDITURES,
AND CHANGES IN FUND BALANCES
BUDGET AND ACTUAL (NON-GAAP BASIS)
GENERAL FUND
FOR THE YEAR ENDED JUNE 30, 2002

(EXPRESSED IN THOUSANDS)

	BUDGET	ACTUAL	VARIANCE FAVORABLE (UNFAVORABLE)
OFFICE OF MENTAL HEALTH			
ADMINISTRATION AND SUPPORT	4,451	3,883	568
COMMUNITY BASED PROGRAMS	8,533	8,077	456
TOTAL OFFICE OF MENTAL HEALTH	12,984	11,960	1,024
CENTRAL LOUISIANA STATE HOSPITAL			
ADMINISTRATION AND SUPPORT	7,134	7,049	85
PATIENT CARE	37,047	36,652	395
UNALLOTTED	80	-	80
TOTAL CENTRAL LOUISIANA STATE HOSPITAL	44,261	43,701	560
EAST LOUISIANA STATE HOSPITAL			
ADMINISTRATION AND SUPPORT	13,056	12,977	79
PATIENT CARE-FORENSIC	78,026	77,482	544
AUXILIARY	75	31	44
UNALLOTTED	50	-	50
TOTAL EAST LOUISIANA STATE HOSPITAL	91,207	90,490	717
SOUTHEAST LOUISIANA HOSPITAL			
ADMINISTRATION AND SUPPORT	9,982	9,443	539
AUXILIARY	10	-	10
PATIENT CARE	70,319	69,207	1,112
UNALLOTTED	96	-	96
TOTAL SOUTHEAST LOUISIANA HOSPITAL	80,407	78,650	1,757
CITIZENS WITH DEVELOPMENT DISABILITIES			
ADMINISTRATION	1,662	1,654	8
COMMUNITY SUPPORT	32,727	31,610	1,117
TOTAL CITIZENS WITH DEVELOPMENT DISABILITIES	34,389	33,264	1,125
PELTIER - LAWLESS DEVELOPMENT CENTER			
ADMINISTRATION AND SUPPORT	953	813	140
PATIENT CARE	3,494	3,459	35
COMMUNITY SUPPORT	824	624	200
AUXILIARY PROGRAM	5	-	5
TOTAL PELTIER - LAWLESS DEVELOPMENT CENTER	5,276	4,896	380
METROPOLITAN DEVELOPMENT CENTER			
ADMINISTRATION AND SUPPORT	5,571	5,470	101
PATIENT CARE	18,111	17,931	180
AUXILIARY PROGRAM	210	103	107
UNALLOTTED	40	-	40
TOTAL METROPOLITAN DEVELOPMENT CENTER	23,932	23,504	428
COLUMBIA DEVELOPMENT CENTER			
ADMINISTRATION AND SUPPORT	636	632	4
PATIENT CARE	1,703	1,702	1
COMMUNITY SUPPORT	1,125	1,125	-
AUXILIARY PROGRAM	125	114	11
UNALLOTTED	9	-	9
TOTAL COLUMBIA DEVELOPMENT CENTER	3,598	3,573	25
HAMMOND DEVELOPMENT CENTER			
ADMINISTRATION AND SUPPORT	7,404	7,404	-
PATIENT CARE	26,889	26,742	147
UNALLOTTED	39	-	39
TOTAL HAMMOND DEVELOPMENT CENTER	34,332	34,146	186
NORTHWEST DEVELOPMENT CENTER			
ADMINISTRATION AND SUPPORT	3,426	3,426	-
PATIENT CARE	11,437	11,437	-
AUXILIARY PROGRAM	20	12	8
UNALLOTTED	25	-	25
TOTAL NORTHWEST DEVELOPMENT CENTER	14,908	14,875	33

STATE OF LOUISIANA
SCHEDULE OF REVENUES, EXPENDITURES,
AND CHANGES IN FUND BALANCES
BUDGET AND ACTUAL (NON-GAAP BASIS)
GENERAL FUND
FOR THE YEAR ENDED JUNE 30, 2002

(EXPRESSED IN THOUSANDS)

	BUDGET	ACTUAL	VARIANCE FAVORABLE (UNFAVORABLE)
PINECREST DEVELOPMENT CENTER			
ADMINISTRATION AND SUPPORT	15,458	15,443	15
PATIENT CARE	61,274	61,174	100
COMMUNITY SUPPORT	1,595	1,600	(5)
AUXILIARY PROGRAM	234	184	50
UNALLOTTED	109	-	109
TOTAL PINECREST DEVELOPMENT CENTER	78,670	78,401	269
RUSTON DEVELOPMENT CENTER			
ADMINISTRATION AND SUPPORT	1,933	1,868	65
PATIENT CARE	5,676	5,670	6
AUXILIARY PROGRAM	75	1	74
TOTAL RUSTON DEVELOPMENT CENTER	7,684	7,539	145
SOUTHWEST DEVELOPMENT CENTER			
ADMINISTRATION AND SUPPORT	2,588	2,570	18
PATIENT CARE	6,518	6,294	224
COMMUNITY SUPPORT	1,121	1,059	62
AUXILIARY PROGRAM	220	214	6
UNALLOTTED	69	-	69
TOTAL SOUTHWEST DEVELOPMENT CENTER	10,516	10,137	379
OFFICE OF SUBSTANCE ABUSE			
ADMINISTRATION	2,000	2,000	-
PREVENTION AND TREATMENT SERVICES	70,805	46,313	24,492
AUXILIARY PROGRAM	145	45	100
TOTAL OFFICE OF SUBSTANCE ABUSE	72,950	48,358	24,592
JEFFERSON PARISH HUMAN SERVICE DISTRICT	13,529	18,895	(5,366)
CAPITAL AREA HUMAN SERVICE DISTRICT	19,581	19,558	23
OFFICE OF FAMILY SUPPORT			
EXECUTIVE AND ADMINISTRATION SUPPORT	48,721	40,686	8,035
CLIENT SERVICES	193,900	170,469	23,431
CLIENT PAYMENTS	418,185	289,698	128,487
UNALLOTTED	453	-	453
TOTAL OFFICE OF FAMILY SUPPORT	661,259	500,853	160,406
OFFICE OF THE SECRETARY			
EXECUTIVE AND ADMINISTRATIVE SUPPORT	64,456	53,385	11,071
OFFICE OF COMMUNITY SERVICES			
ADMINISTRATION	8,749	8,290	459
CHILD WELFARE SERVICES	209,096	202,072	7,024
COMMUNITY BASED SERVICES	4,910	3,487	1,423
TOTAL OFFICE OF COMMUNITY SERVICES	222,755	213,849	8,906
REHABILITATION SERVICES			
ADMINISTRATION	3,893	3,730	163
VOCATIONAL REHABILITATION SERVICES	61,875	48,605	13,270
SPECIALIZED REHABILITATION SERVICES	6,875	3,896	2,979
TOTAL REHABILITATION SERVICES	72,643	56,231	16,412
SUBTOTAL HEALTH AND WELFARE	6,875,778	6,567,202	308,576
CORRECTIONS:			
CORRECTIONS - ADMINISTRATION			
OFFICE OF THE SECRETARY	6,534	5,031	1,503
MANAGEMENT AND FINANCE	26,195	25,389	806
ADULT SERVICES	2,865	2,495	370
PARDON BOARD	318	296	22
PAROLE BOARD	629	612	17
TOTAL CORRECTIONS - ADMINISTRATION	36,541	33,823	2,718

STATE OF LOUISIANA
SCHEDULE OF REVENUES, EXPENDITURES,
AND CHANGES IN FUND BALANCES
BUDGET AND ACTUAL (NON-GAAP BASIS)
GENERAL FUND
FOR THE YEAR ENDED JUNE 30, 2002

(EXPRESSED IN THOUSANDS)

	BUDGET	ACTUAL	VARIANCE FAVORABLE (UNFAVORABLE)
C. PAUL PHELPS CORRECTIONAL CENTER			
ADMINISTRATION	1,551	1,540	11
INCARCERATION	11,963	11,829	134
REHABILITATION	111	110	1
HEALTH SERVICES	1,304	1,294	10
AUXILIARY - CANTEEN OPERATIONS	650	578	72
TOTAL C. PAUL PHELPS CORRECTIONAL CENTER	15,579	15,351	228
LOUISIANA STATE PENITENTIARY			
ADMINISTRATION	8,855	8,782	73
INCARCERATION	67,144	66,853	291
REHABILITATION	657	641	16
HEALTH SERVICES	12,639	12,418	221
AUXILIARY - CANTEEN OPERATIONS	3,500	3,334	166
TOTAL LOUISIANA STATE PENITENTIARY	92,795	92,028	767
OFFICE OF YOUTH DEVELOPMENT			
ADMINISTRATION	14,644	14,127	517
SWANSON CORRECTIONAL CENTER FOR YOUTH	34,399	33,622	777
JETSON CORRECTIONAL CENTER FOR YOUTH	22,567	22,405	162
LTI - BRIDGE CITY	8,538	8,014	524
FIELD SERVICES	13,806	13,742	64
CONTRACT SERVICES	25,013	24,654	359
UNALLOTTED	6	-	6
TOTAL OFFICE OF YOUTH DEVELOPMENT	118,973	116,564	2,409
AVOYELLES CORRECTIONAL FACILITY			
ADMINISTRATION	1,874	1,844	30
INCARCERATION	13,378	13,246	132
REHABILITATION	184	179	5
HEALTH SERVICES	1,831	1,793	38
AUXILIARY - CANTEEN OPERATIONS	950	890	60
TOTAL AVOYELLES CORRECTIONAL FACILITY	18,217	17,952	265
LOUISIANA CORRECTIONAL INSTITUTE FOR WOMEN			
ADMINISTRATION	1,583	1,580	3
INCARCERATION	9,875	9,872	3
REHABILITATION	232	229	3
HEALTH SERVICES	2,682	2,669	13
AUXILIARY - CANTEEN OPERATIONS	1,100	635	465
TOTAL LOUISIANA CORRECTIONAL INSTITUTE FOR WOMEN	15,472	14,985	487
WINN CORRECTIONAL CENTER			
ADMINISTRATION	93	74	19
PURCHASE OF CORRECTIONAL SERVICES	15,381	15,191	190
TOTAL WINN CORRECTIONAL CENTER	15,474	15,265	209
ALLEN CORRECTIONAL CENTER			
ADMINISTRATION	123	112	11
PURCHASE OF CORRECTIONAL SERVICES	15,270	15,210	60
TOTAL ALLEN CORRECTIONAL CENTER	15,393	15,322	71
DIXON CORRECTIONAL INSTITUTE			
ADMINISTRATION	2,147	2,146	1
INCARCERATION	20,118	20,001	117
REHABILITATION	267	255	12
HEALTH SERVICE	2,237	2,220	17
AUXILIARY - CANTEEN OPERATIONS	1,600	930	670
TOTAL DIXON CORRECTIONAL INSTITUTE	26,369	25,552	817
WORK TRAINING FACILITY - NORTH			
ADMINISTRATION	809	782	27
INCARCERATION	5,144	5,097	47
HEALTH SERVICE	526	512	14
AUXILIARY - CANTEEN OPERATIONS	350	331	19
TOTAL WORK TRAINING FACILITY - NORTH	6,829	6,722	107

STATE OF LOUISIANA
SCHEDULE OF REVENUES, EXPENDITURES,
AND CHANGES IN FUND BALANCES
BUDGET AND ACTUAL (NON-GAAP BASIS)
GENERAL FUND
FOR THE YEAR ENDED JUNE 30, 2002

(EXPRESSED IN THOUSANDS)

	BUDGET	ACTUAL	VARIANCE FAVORABLE (UNFAVORABLE)
ELAYN HUNT CORRECTIONAL CENTER			
ADMINISTRATION	3,556	3,456	100
INCARCERATION	22,628	22,489	139
REHABILITATION	283	279	4
HEALTH SERVICE	5,225	5,142	83
DIAGNOSTIC	4,630	4,601	29
AUXILIARY - CANTEEN OPERATIONS	1,800	1,136	664
UNALLOTTED	5	-	5
TOTAL ELAYN HUNT CORRECTIONAL CENTER	38,127	37,103	1,024
DAVID WADE CORRECTIONAL CENTER			
ADMINISTRATION	2,675	2,629	46
INCARCERATION	20,561	20,551	10
REHABILITATION	213	199	14
HEALTH SERVICES	3,361	3,312	49
AUXILIARY - CANTEEN OPERATIONS	1,500	914	586
TOTAL DAVID WADE CORRECTIONAL CENTER	28,310	27,605	705
ADULT PROBATION AND PAROLE			
ADMINISTRATION AND SUPPORT	2,574	2,562	12
FIELD SERVICES	40,463	39,792	671
TOTAL ADULT PROBATION AND PAROLE	43,037	42,354	683
WASHINGTON CORRECTIONAL FACILITY			
ADMINISTRATION	1,803	1,795	8
INCARCERATION	14,418	14,380	38
REHABILITATION	202	198	4
HEALTH SERVICES	2,057	2,040	17
AUXILIARY - CANTEEN OPERATIONS	900	789	111
TOTAL WASHINGTON CORRECTIONAL FACILITY	19,380	19,202	178
ADULT COMMUNITY BASED REHABILITATION PROGRAMS			
	2,989	2,829	160
SHERIFFS' HOUSING OF STATE INMATES			
	144,999	145,033	(34)
SUBTOTAL CORRECTIONS			
	638,484	627,690	10,794
CONSERVATION:			
NATURAL RESOURCES - OFFICE OF THE SECRETARY			
EXECUTIVE	9,560	6,633	2,927
MANAGEMENT AND FINANCE	12,612	9,674	2,938
TECHNOLOGY ASSESSMENT	8,939	3,502	5,437
ATCHAFALAYA BASIN PROGRAM	1,802	669	1,133
AUXILIARY PROGRAMS	14,037	5,091	8,946
TOTAL NATURAL RESOURCES - OFFICE OF THE SECRETARY	46,950	25,569	21,381
OFFICE OF CONSERVATION			
OIL AND GAS REGULATORY	10,384	7,977	2,407
PUBLIC SAFETY	4,525	4,170	355
UNALLOTTED	71	-	71
TOTAL OFFICE OF CONSERVATION	14,980	12,147	2,833
OFFICE OF MINERAL RESOURCES			
MINERAL RESOURCES MANAGEMENT	9,387	8,584	803
UNALLOTTED	39	-	39
TOTAL OFFICE OF MINERAL RESOURCES	9,426	8,584	842
COASTAL RESTORATION & MANAGEMENT			
MANAGEMENT	103,481	36,161	67,320
UNALLOTTED	92	-	92
TOTAL COASTAL RESTORATION AND MANAGEMENT	103,573	36,161	67,412

STATE OF LOUISIANA
SCHEDULE OF REVENUES, EXPENDITURES,
AND CHANGES IN FUND BALANCES
BUDGET AND ACTUAL (NON-GAAP BASIS)
GENERAL FUND
FOR THE YEAR ENDED JUNE 30, 2002

(EXPRESSED IN THOUSANDS)

	BUDGET	ACTUAL	VARIANCE FAVORABLE (UNFAVORABLE)
ENVIRONMENTAL QUALITY - OFFICE OF THE SECRETARY			
ADMINISTRATIVE	5,387	4,572	815
UNALLOTTED	106	-	106
TOTAL OFFICE OF THE SECRETARY	5,493	4,572	921
AIR QUALITY & RADIATION PROTECTION			
ENVIRONMENTAL COMPLIANCE	17,067	16,240	827
UNALLOTTED	359	-	359
TOTAL AIR QUALITY AND RADIATION PROTECTION	17,426	16,240	1,186
OFFICE OF ENVIRONMENTAL SERVICES			
ENVIRONMENTAL SERVICES	12,374	10,889	1,485
UNALLOTTED	249	-	249
TOTAL OFFICE OF ENVIRONMENTAL SERVICES	12,623	10,889	1,734
OFFICE OF ENVIRONMENTAL ASSESSMENT			
ENVIRONMENTAL SERVICES	27,238	19,500	7,738
UNALLOTTED	348	-	348
TOTAL OFFICE OF ENVIRONMENTAL ASSESSMENT	27,586	19,500	8,086
MANAGEMENT AND FINANCE			
SUPPORT SERVICES	63,051	53,326	9,725
UNALLOTTED	169	-	169
TOTAL MANAGEMENT AND FINANCE	63,220	53,326	9,894
WILDLIFE AND FISHERIES - MANAGEMENT & FINANCE			
MANAGEMENT AND FINANCE	8,598	7,673	925
AUXILIARY	315	314	1
UNALLOTTED	10	-	10
TOTAL MANAGEMENT AND FINANCE	8,923	7,987	936
WILDLIFE AND FISHERIES - SECRETARY			
ADMINISTRATION	579	538	41
ENFORCEMENT	19,229	17,417	1,812
MARKETING	819	727	92
UNALLOTTED	29	-	29
TOTAL WILDLIFE AND FISHERIES - SECRETARY	20,656	18,682	1,974
OFFICE OF WILDLIFE			
WILDLIFE	24,139	16,627	7,512
UNALLOTTED	19	-	19
TOTAL OFFICE OF WILDLIFE	24,158	16,627	7,531
COASTAL AND MARINE RESOURCES			
FISHERIES	17,506	13,567	3,939
UNALLOTTED	29	-	29
TOTAL COASTAL AND MARINE RESOURCES	17,535	13,567	3,968
SUBTOTAL CONSERVATION	372,549	243,851	128,698
EDUCATION:			
COLLEGES & UNIVERSITIES			
COLLEGES AND UNIVERSITIES	2,026,104	1,494,946	531,158
LOUISIANA SCHOOL FOR VISUALLY IMPAIRED			
ADMINISTRATION/SUPPORT SERVICES	1,225	1,209	16
INSTRUCTIONAL SERVICES	3,170	3,018	152
RESIDENTIAL SERVICES	1,246	1,194	52
TOTAL LOUISIANA SCHOOL FOR VISUALLY IMPAIRED	5,641	5,421	220
LOUISIANA SCHOOL FOR THE DEAF			
ADMINISTRATION/SUPPORT SERVICES	3,637	3,605	32
INSTRUCTIONAL SERVICES	8,010	7,954	56
RESIDENTIAL SERVICES	3,182	3,153	29
AUXILIARY PROGRAM	15	4	11
TOTAL LOUISIANA SCHOOL FOR THE DEAF	14,844	14,716	128

**STATE OF LOUISIANA
SCHEDULE OF REVENUES, EXPENDITURES,
AND CHANGES IN FUND BALANCES
BUDGET AND ACTUAL (NON-GAAP BASIS)
GENERAL FUND
FOR THE YEAR ENDED JUNE 30, 2002**

(EXPRESSED IN THOUSANDS)

	BUDGET	ACTUAL	VARIANCE FAVORABLE (UNFAVORABLE)
LOUISIANA SPECIAL EDUCATION CENTER			
ADMINISTRATION/SUPPORT SERVICES	1,915	1,868	47
INSTRUCTIONAL SERVICES	2,996	2,942	54
RESIDENTIAL SERVICES	3,378	3,267	111
TOTAL LOUISIANA SPECIAL EDUCATION CENTER	8,289	8,077	212
LOUISIANA MATH, SCIENCE, AND ARTS			
ADMINISTRATION/SUPPORT SERVICES	1,239	1,088	151
INSTRUCTIONAL SERVICES	3,571	3,398	173
RESIDENTIAL SERVICES	1,321	1,164	157
TELELEARNING	940	891	49
TOTAL LOUISIANA MATH, SCIENCE, AND ARTS	7,071	6,541	530
STUDENT FINANCIAL ASSISTANCE			
ADMINISTRATION/SUPPORT SERVICES	5,416	5,416	-
LOAN OPERATIONS	33,051	21,581	11,470
SCHOLARSHIPS/GRANTS	3,611	3,017	594
TOPS TUITION	103,944	103,353	591
TOTAL STUDENT FINANCIAL ASSISTANCE	146,022	133,367	12,655
LOUISIANA EDUCATIONAL T V AUTHORITY			
ADMINISTRATION/SUPPORT SERVICES	747	728	19
BROADCASTING	7,947	7,344	603
TOTAL LOUISIANA EDUCATIONAL T V AUTHORITY	8,694	8,072	622
COUNCIL FOR DEVELOPMENT OF FRENCH IN LOUISIANA			
ADMINISTRATION AND EDUCATION	318	310	8
BOARD OF ELEMENTARY AND SECONDARY EDUCATION			
ADMINISTRATION	4,172	1,546	2,626
LOUISIANA QUALITY EDUCATION AND SUPPORT FUND	31,662	28,033	3,629
TOTAL BOARD OF ELEMENTARY & SECONDARY EDUCATION	35,834	29,579	6,255
LOUISIANA SYSTEMIC INITIATIVE PROGRAM			
INSTRUCTION	948	802	146
SUPPORT SERVICING	2,518	1,784	734
TOTAL LOUISIANA SYSTEMIC INITIATIVE PROGRAM	3,466	2,586	880
NEW ORLEANS CENTER FOR CREATIVE ARTS			
ADMINISTRATION/SUPPORT SERVICES	823	813	10
INSTRUCTIONAL SERVICES	4,167	3,944	223
TOTAL NEW ORLEANS CENTER FOR CREATIVE ARTS	4,990	4,757	233
LOUISIANA UNIVERSITY MARINE CONSORTIUM			
LOUISIANA UNIVERSITY MARINE CONSORTIUM	7,357	4,973	2,384
AUXILIARY PROGRAM	1,500	1,280	220
TOTAL LOUISIANA UNIVERSITY MARINE CONSORTIUM	8,857	6,253	2,604
EDUCATION - MANAGEMENT AND FINANCE			
EXECUTIVE OFFICE	3,222	1,355	1,867
OFFICE OF MANAGEMENT AND FINANCE	20,010	16,329	3,681
OFFICE OF STUDENT AND SCHOOL PERF	32,025	26,317	5,708
OFFICE OF QUALITY EDUCATION	14,129	11,238	2,891
OFFICE OF SCHOOL AND COMMUNITY PARTNERSHIP	10,974	8,463	2,511
LA CENTER FOR EDUCATION TECHNOLOGY	3,213	2,275	938
REGIONAL SERVICE CENTERS	5,321	4,534	787
AUXILIARY	875	592	283
UNALLOTTED	102	-	102
TOTAL EDUCATION - MANAGEMENT & FINANCE	89,871	71,103	18,768
SUBGRANTEE ASSISTANCE			
DISADVANTAGE/DISABLED STUDENT SUPPORT	435,241	419,789	15,452
QUALITY EDUCATORS	89,110	76,221	12,889
CLASSROOM TECHNOLOGY	16,345	11,826	4,519
SCHOOL ACCOUNTABILITY AND IMPROVEMENT	115,533	73,357	42,176
ADULT EDUCATION	30,295	21,225	9,070
SCHOOL AND COMMUNITY SUPPORT	298,142	175,035	123,107
TOTAL SUBGRANTEE ASSISTANCE	984,666	777,453	207,213

STATE OF LOUISIANA
SCHEDULE OF REVENUES, EXPENDITURES,
AND CHANGES IN FUND BALANCES
BUDGET AND ACTUAL (NON-GAAP BASIS)
GENERAL FUND
FOR THE YEAR ENDED JUNE 30, 2002

(EXPRESSED IN THOUSANDS)

	BUDGET	ACTUAL	VARIANCE FAVORABLE (UNFAVORABLE)
MINIMUM FOUNDATION PROGRAM	2,387,974	2,387,974	-
NON-PUBLIC EDUCATIONAL ASSISTANCE			
REQUIRED SERVICES	28,452	11,374	17,078
SCHOOL LUNCH SALARY SUPPLEMENTS	5,500	5,492	8
TRANSPORTATION	7,621	7,319	302
TEXTBOOKS ADMINISTRATION	209	189	20
TEXTBOOKS	3,513	3,188	325
TOTAL NON-PUBLIC EDUCATIONAL ASSISTANCE	45,295	27,562	17,733
SPECIAL SCHOOL DISTRICT. #1			
ADMINISTRATION	1,240	1,043	197
DISTRICT #2 INSTRUCTION	15,407	13,869	1,538
INSTRUCTION	5,220	4,733	487
TOTAL SPECIAL SCHOOL DISTRICT. #1	21,867	19,645	2,222
SUBTOTAL EDUCATION	5,799,803	4,998,362	801,441
INTERGOVERNMENTAL:			
SALES TAX DEDICATIONS			
OTHER REQUIREMENTS	32,600	25,887	6,713
PARISH TRANSPORTATION PROGRAM			
PARISH TRANSPORTATION PROGRAM	31,238	31,238	-
PARISH TRANSPORTATION - MASS TRANSIT	4,963	4,838	125
PARISH TRANSPORTATION - LOCAL MATCH RR & BRIDGES	3,000	3,000	-
TOTAL PARISH TRANSPORTATION PROGRAM	39,201	39,076	125
LOUISIANA HEALTH INSURANCE ASSN.			
STATE AID	2,000	2,000	-
INTERIM EMERGENCY BOARD			
BOARD	35	27	8
VIDEO DRAW POKER - LOCAL GOVERNMENT AID			
STATE AID	36,200	34,945	1,255
PATIENTS' COMPENSATION FUND			
OTHER REQUIREMENTS	75,000	75,592	(592)
2% FIRE INSURANCE PROGRAM			
STATE PAYMENTS	10,080	9,784	296
GOVERNOR'S CONFERENCE & INTERSTATE COMPACTS	290	441	(151)
EMERGENCY MEDICAL SERVICES	150	83	67
SUPPLEMENTAL PAYMENTS			
MUNICIPAL POLICE SUPPLEMENTAL PAY	22,879	21,763	1,116
FIREFIGHTERS SUPPLEMENTAL PAY	17,722	17,164	558
CONSTABLES AND JUSTICES OF THE PEACE	721	688	33
TOTAL SUPPLEMENTAL PAYMENTS	41,322	39,615	1,707
SPECIAL ACTS JUDGMENTS			
OTHER REQUIREMENTS	78	-	78
STATE REVENUE SHARING	90,000	90,000	-
SCHEDULE 20 - STATE AID	4,753	4,731	22
SUBTOTAL INTERGOVERNMENTAL	331,709	322,181	9,528
DEBT SERVICE:			
CORRECTIONS - DEBT SERVICE			
DEBT SERVICE	16,649	29,741	(13,092)

STATE OF LOUISIANA
SCHEDULE OF REVENUES, EXPENDITURES,
AND CHANGES IN FUND BALANCES
BUDGET AND ACTUAL (NON-GAAP BASIS)
GENERAL FUND
FOR THE YEAR ENDED JUNE 30, 2002

(EXPRESSED IN THOUSANDS)

	BUDGET	ACTUAL	VARIANCE FAVORABLE (UNFAVORABLE)
DOA - DEBT SERVICE & MAINTENANCE	7,060	7,060	-
GENERAL OBLIGATION DEBT SERVICE BOND DEFEASANCE	23,044	23,044	-
SUBTOTAL DEBT SERVICE	46,753	59,845	(13,092)
OTHER:			
DOA DEBT SERVICE AND MAINTENANCE OTHER CHARGES	5,685	159	5,526
CORRECTIONS-DEBT SERVICE OTHER CHARGES	1,046	945	101
SUBTOTAL OTHER	6,731	1,104	5,627
TOTAL EXPENDITURES	16,283,325	14,589,056	1,694,269
EXCESS (DEFICIENCY) OF REVENUES OVER EXPENDITURES	(9,467,976)	(8,425,690)	(1,042,286)
OTHER FINANCING SOURCES (USES):			
TRANSFERS IN - PRIMARY GOVERNMENT	9,553,300	9,135,583	(417,717)
TRANSFERS OUT - PRIMARY GOVERNMENT	(169,334)	(372,137)	(202,803)
TOTAL OTHER FINANCING SOURCES (USES):	9,383,966	8,763,446	(620,520)
EXCESS (DEFICIENCY) OF REVENUES AND OTHER FINANCING SOURCES OVER EXPENDITURES AND OTHER USES	(84,010)	337,756	421,766

**COMBINED GENERAL FUND AND BOND SECURITY AND REDEMPTION FUND
COMPARATIVE BALANCE SHEET AT JUNE 30, 1998-2002**

(EXPRESSED IN THOUSANDS)

	2002(1)	2001(1)	2000(1)	1999(1)	1998(1)
ASSETS:					
Cash and Investments	\$ 449,590	\$ 517,848	\$ 187,746	\$ 170,448	\$ 281,404
Investments	58,418	53,665	36,938	32,097	25,148
Accounts Receivable	937,131	807,695	700,918	701,271	762,779
Loan to Providers		7,571	3,945	240	2,187
Due from Federal Government	637,024	571,207	559,173	476,905	502,909
Due from Other Funds	120,952	165,901	203,348	201,329	232,162
Inventories-Regular	59,563	52,541	52,906	48,384	47,304
Inventories-Food Stamps					
Other Assets	360	546	281	3,641	445
Total Assets	\$ 2,263,038	\$ 2,176,974	\$ 1,745,255	\$ 1,634,315	\$ 1,854,338
LIABILITIES AND FUND BALANCE:					
Accounts Payable and accruals	\$ 883,786	\$ 740,148	\$ 743,732	\$ 726,700	\$ 744,390
Other Payables	1,407	1,283	799	7,479	7,835
Refunds Payable	327,724	300,442	293,685	254,820	225,817
Deferred Revenue	173,225	18,896	20,568	17,316	20,519
Estimated Liability for Claims	82,592	123,103	88,037	59,768	64,134
Due to Federal Government	83,148	39,928	51,895	36,418	33,657
Due to Other Funds	320,111	614,427	252,044	201,631	320,434
Total Liabilities	1,871,993	1,838,227	1,450,760	1,304,132	1,416,786
Fund Balance:					
Reserved	424,998	310,836	375,140	356,732	335,080
Unreserved-Designated		660			8,309
Unreserved-Undesignated	(33,953)	27,251	(80,645)	(26,549)	94,163
Total Fund Balance	391,045	338,747	294,495	330,183	437,552
Total Liabilities and Fund Balance	\$ 2,263,038	\$ 2,176,974	\$ 1,745,255	\$ 1,634,315	\$ 1,854,338

(1)As shown in CAFR of the indicated year but restated in the following year.
Source: Louisiana Division of Administration

**COMBINED GENERAL FUND AND BOND SECURITY AND REDEMPTION FUND
STATEMENT OF REVENUES, EXPENDITURES, AND CHANGES IN FUND BALANCE
FOR THE YEARS ENDED JUNE 30, 1998-2002**

(EXPRESSED IN THOUSANDS)

	2001-2002	2000-2001	1999-2000	1998-99	1997-98
REVENUES:					
INTERGOVERNMENTAL REVENUES	\$ 5,776,688	\$ 5,020,814	\$ 4,557,004	\$ 4,458,317	\$ 4,258,132
TAXES:					
SALES TAX	2,625,455	2,664,821	2,313,475	2,257,344	2,240,099
SEVERANCE TAX	496,498	445,004	405,504	261,253	352,109
INDIVIDUAL INCOME TAX	1,779,506	1,750,261	1,582,130	1,522,541	1,450,814
CORPORATION INCOME TAX	262,897	298,785	171,658	180,858	323,230
GASOLINE/SPECIAL FUEL TAX	447,659	469,551	471,668	460,013	425,217
OTHER	824,644	713,741	745,184	833,376	734,642
GAMING	552,734	524,814	465,301	444,528	423,112
TOBACCO SETTLEMENT	1,135,519	141,262	174,735	-	-
USE OF MONEY AND PROPERTY:					
MINERAL RESOURCES	316,483	451,836	278,334	198,093	209,692
INTEREST INCOME	182,650	134,924	118,944	127,897	141,321
OTHER	29,381	77,113	48,916	69,705	137,369
LICENSES, PERMITS, AND FEES	491,526	466,002	464,265	447,699	439,525
SALE OF COMMODITIES/SERVICE	759,098	681,904	614,763	574,647	573,465
OTHER	1,188,255	787,482	329,109	330,878	271,440
TOTAL REVENUE	16,868,993	14,628,314	12,740,990	12,167,149	11,980,167
EXPENDITURES:					
GENERAL GOVERNMENT	1,872,348	1,811,091	1,641,857	1,560,067	1,379,171
CULTURE, RECREATION, TOURISM	59,745	52,033	56,715	54,867	45,426
TRANSPORTATION	303,177	301,090	289,538	279,518	276,679
PUBLIC SAFETY	223,170	193,831	187,412	179,542	170,055
HEALTH AND WELFARE	6,704,422	4,931,245	4,382,625	4,195,980	4,092,231
CORRECTIONS	594,467	569,342	578,765	487,964	437,170
CONSERVATION	219,965	182,962	203,230	187,032	193,317
EDUCATION	4,335,452	3,241,000	3,122,483	3,198,641	3,055,941
INTERGOVERNMENTAL	322,075	302,591	329,409	340,926	328,561
OTHER EXPENDITURES	2,042	4,910	3,791	3,348	5,749
DEBT SERVICE	329,360	293,209	116,239	256,292	384,072
RESIDUAL DEDICATIONS TO OTHER FUNDS	1,938,223	2,698,751	1,907,489	1,541,381	1,579,588
TOTAL EXPENDITURES	16,904,446	14,582,055	12,819,553	12,285,558	11,947,960
EXCESS (DEFICIENCY) OF REVENUES OVER EXPENDITURES	(35,453)	46,259	(78,563)	(118,409)	32,207
OTHER FINANCING SOURCES (USES):					
PAYMENTS TO REFUNDED BOND ESCROW AGENT	-	(131,440)	-	-	(350,620)
BOND PROCEEDS	-	132,219	-	-	352,405
INTERAGENCY TRANSFERS	-	-	-	-	(17,368)
OTHER	8,093	9,281	53,938	11,829	7,390
TOTAL OTHER FINANCING SOURCES (USES)	8,093	10,060	53,938	11,829	(8,193)
EXCESS (DEFICIENCY) OF REVENUES AND SOURCES OVER EXPENDITURES & OTHER USES	(27,360)	56,319	(24,625)	(106,580)	24,014
FUND BALANCE (DEFICIT) AT BEGINNING OF YEAR		294,495	330,183	437,552	557,312
RESTATEMENT EFFECT ON BEGINNING FUND BALANCE	411,383	(11,702)	(6,525)	(2,077)	10,087
EQUITY TRANSFERS	-	-	(10,163)	202	(155,179)
INCREASE/DECREASE IN RESERVE FOR INVENTORY	7,022	(365)	5,625	1,086	1,318
FUND BALANCE(DEFICIT) AT END OF YEAR (2)	\$ 391,045	\$ 338,747	\$ 294,495	\$ 330,183	\$ 437,552

In all years, for the purpose of this comparison, transfers have been reclassified as revenue/expenses with interfund elimination and the Fund Balances are restated the following year.

Source: Louisiana Division of Administration



**STATE OF LOUISIANA
BALANCE SHEET
PARISH AND MUNICIPALITIES FUNDS *
JUNE 30, 2002**

(EXPRESSED IN THOUSANDS)

	Acadia Parish Visitor Enterprise	Alexandria/ Pineville Area Tourism	Alexandria/ Pineville/ Exhibition Hall Fund	Allen Parish Capital Improvements	Ascension Parish Visitor Enterprise	Avoyelles Parish Visitor Enterprise	Baker Economic Development Fund
ASSETS							
CASH AND CASH EQUIVALENTS	\$ 4	\$ 24	\$ 31	\$ 62	\$ 75	\$ 13	\$ 13
DUE FROM PRIMARY GOVERNMENT	<u>2</u>	<u>20</u>	<u>26</u>	<u>51</u>	<u>60</u>	<u>12</u>	<u>7</u>
TOTAL ASSETS	\$ <u>6</u>	\$ <u>44</u>	\$ <u>57</u>	\$ <u>113</u>	\$ <u>135</u>	\$ <u>25</u>	\$ <u>20</u>
LIABILITIES AND FUND BALANCES							
LIABILITIES:							
DUE TO PRIMARY GOVERNMENT	\$ <u>6</u>	\$ <u>44</u>	\$ <u>57</u>	\$ <u>113</u>	\$ <u>135</u>	\$ <u>25</u>	\$ <u>20</u>
TOTAL LIABILITIES	<u>6</u>	<u>44</u>	<u>57</u>	<u>113</u>	<u>135</u>	<u>25</u>	<u>20</u>
FUND BALANCES:							
RESERVED FOR:							
ENCUMBRANCES	-	-	-	-	-	-	-
UNDESIGNATED	<u>-</u>	<u>-</u>	<u>-</u>	<u>-</u>	<u>-</u>	<u>-</u>	<u>-</u>
TOTAL FUND BALANCES	<u>-</u>	<u>-</u>	<u>-</u>	<u>-</u>	<u>-</u>	<u>-</u>	<u>-</u>
TOTAL LIABILITIES AND FUND BALANCES	\$ <u>6</u>	\$ <u>44</u>	\$ <u>57</u>	\$ <u>113</u>	\$ <u>135</u>	\$ <u>25</u>	\$ <u>20</u>

**STATE OF LOUISIANA
STATEMENT OF REVENUES, EXPENDITURES,
AND CHANGES IN FUND BALANCE
PARISH AND MUNICIPALITIES FUNDS
FOR THE YEAR ENDED JUNE 30, 2002**

(EXPRESS IN THOUSANDS)

	Acadia Parish Visitor Enterprise	Alexandria/ Pineville Area Tourism	Alexandria/ Pineville/ Exhibition Hall Fund	Allen Parish Capital Improvements	Ascension Parish Visitor Enterprise	Avoyelles Parish Visitor Enterprise	Baker Economic Development Fund
EXPENDITURES:							
OTHER	\$ _____	\$ _____	\$ _____	\$ _____	\$ _____	\$ _____	\$ _____
TOTAL EXPENDITURES	<u>-</u>	<u>-</u>	<u>-</u>	<u>-</u>	<u>-</u>	<u>-</u>	<u>-</u>
EXCESS (DEFICIENCY) OF REVENUES OVER EXPENDITURES	<u>-</u>	<u>-</u>	<u>-</u>	<u>-</u>	<u>-</u>	<u>-</u>	<u>-</u>
OTHER FINANCING SOURCES (USES):							
OPERATING TRANSFERS IN - PRIMARY GOVT	16	93	120	261	294	99	38
OPERATING TRANSFERS OUT - PRIMARY GOVT	<u>(16)</u>	<u>(101)</u>	<u>(131)</u>	<u>(314)</u>	<u>(294)</u>	<u>(99)</u>	<u>(38)</u>
TOTAL OTHER FINANCING SOURCES (USES)	<u>-</u>	<u>(8)</u>	<u>(11)</u>	<u>(53)</u>	<u>-</u>	<u>-</u>	<u>-</u>
EXCESS (DEFICIENCY) OF REVENUES AND OTHER FINANCING SOURCES OVER EXPENDITURES AND OTHER USES	<u>-</u>	<u>(8)</u>	<u>(11)</u>	<u>(53)</u>	<u>-</u>	<u>-</u>	<u>-</u>
FUND BALANCES AT BEGINNING OF YEAR	<u>-</u>	<u>8</u>	<u>11</u>	<u>53</u>	<u>-</u>	<u>-</u>	<u>-</u>
FUND BALANCES AT END OF YEAR	\$ <u>-</u>	\$ <u>-</u>	\$ <u>-</u>	\$ <u>-</u>	\$ <u>-</u>	\$ <u>-</u>	\$ <u>-</u>

* Shown as Special Revenue Funds on page 108 of the CAFR

Bastrop Municipal Center	Beauregard Parish Community Improvement	Bienville Parish Tourism and Economic Development	Bossier City Riverfront and Civic Center	Calcasieu Visitor Enterprise	Caldwell Parish Economic Development	Cameron Parish Tourism Development Fund	Desoto Parish Visitor Enterprise	East Baton Rouge Parish Community Improvement
\$ 9	\$ 5	\$ 5	\$ 271	\$ 60	\$ -	\$ 4	\$ 17	\$ 416
<u>5</u>	<u>11</u>	<u>3</u>	<u>229</u>	<u>40</u>	<u>-</u>	<u>3</u>	<u>5</u>	<u>300</u>
\$ <u>14</u>	\$ <u>16</u>	\$ <u>8</u>	\$ <u>500</u>	\$ <u>100</u>	\$ <u>-</u>	\$ <u>7</u>	\$ <u>22</u>	\$ <u>716</u>
\$ 5	\$ 16	\$ 8	\$ 500	\$ 100	\$ -	\$ 7	\$ 22	\$ 716
<u>5</u>	<u>16</u>	<u>8</u>	<u>500</u>	<u>100</u>	<u>-</u>	<u>7</u>	<u>22</u>	<u>716</u>
-	-	-	-	-	-	-	-	-
<u>9</u>	<u>-</u>	<u>-</u>	<u>-</u>	<u>-</u>	<u>-</u>	<u>-</u>	<u>-</u>	<u>-</u>
<u>9</u>	<u>-</u>	<u>-</u>	<u>-</u>	<u>-</u>	<u>-</u>	<u>-</u>	<u>-</u>	<u>-</u>
\$ <u>14</u>	\$ <u>16</u>	\$ <u>8</u>	\$ <u>500</u>	\$ <u>100</u>	\$ <u>-</u>	\$ <u>7</u>	\$ <u>22</u>	\$ <u>716</u>

Bastrop Municipal Center	Beauregard Parish Community Improvement	Bienville Parish Tourism and Economic Development	Bossier City Riverfront and Civic Center	Calcasieu Visitor Enterprise	Caldwell Parish Economic Development	Cameron Parish Tourism Development Fund	Desoto Parish Visitor Enterprise	East Baton Rouge Parish Community Improvement
\$ -	\$ -	\$ -	\$ -	\$ -	\$ -	\$ -	\$ -	\$ -
<u>-</u>	<u>-</u>	<u>-</u>	<u>-</u>	<u>-</u>	<u>-</u>	<u>-</u>	<u>-</u>	<u>-</u>
-	-	-	-	-	-	-	-	-
<u>-</u>	<u>-</u>	<u>-</u>	<u>-</u>	<u>-</u>	<u>-</u>	<u>-</u>	<u>-</u>	<u>-</u>
29	67	18	1,165	199	1	21	30	1,495
<u>(22)</u>	<u>(144)</u>	<u>(18)</u>	<u>(1,165)</u>	<u>(199)</u>	<u>(1)</u>	<u>(21)</u>	<u>(30)</u>	<u>(1,495)</u>
<u>7</u>	<u>(77)</u>	<u>-</u>	<u>-</u>	<u>-</u>	<u>-</u>	<u>-</u>	<u>-</u>	<u>-</u>
7	(77)	-	-	-	-	-	-	-
<u>2</u>	<u>77</u>	<u>-</u>	<u>-</u>	<u>-</u>	<u>-</u>	<u>-</u>	<u>-</u>	<u>-</u>
\$ <u>9</u>	\$ <u>-</u>	\$ <u>-</u>	\$ <u>-</u>	\$ <u>-</u>	\$ <u>-</u>	\$ <u>-</u>	\$ <u>-</u>	\$ <u>-</u>

**STATE OF LOUISIANA
BALANCE SHEET
PARISH AND MUNICIPALITIES FUNDS *
JUNE 30, 2002**

(EXPRESSED IN THOUSANDS)

	East Baton Rouge Parish Enhancement	East Baton Rouge Parish Riverside Centroplex Fund	East Carroll Parish Visitor Enterprise	East Feliciana Tourist Commission	Evangeline Visitor Enterprise Fund	Franklin Parish Visitor Enterprise	Gretna Tourist Commission Enterprise Account
ASSETS							
CASH AND CASH EQUIVALENTS	\$ 208	\$ 202	\$ 6	\$ -	\$ 26	\$ 4	\$ 18
DUE FROM PRIMARY GOVERNMENT	<u>150</u>	<u>145</u>	<u>1</u>	<u>-</u>	<u>7</u>	<u>4</u>	<u>9</u>
TOTAL ASSETS	\$ <u>358</u>	\$ <u>347</u>	\$ <u>7</u>	\$ <u>-</u>	\$ <u>33</u>	\$ <u>8</u>	\$ <u>27</u>
LIABILITIES AND FUND BALANCES							
LIABILITIES:							
DUE TO PRIMARY GOVERNMENT	\$ <u>358</u>	\$ <u>347</u>	\$ <u>7</u>	\$ <u>-</u>	\$ <u>-</u>	\$ <u>7</u>	\$ <u>27</u>
TOTAL LIABILITIES	<u>358</u>	<u>347</u>	<u>7</u>	<u>-</u>	<u>-</u>	<u>7</u>	<u>27</u>
FUND BALANCES:							
RESERVED FOR:							
ENCUMBRANCES	-	-	-	-	-	-	-
UNDESIGNATED	<u>-</u>	<u>-</u>	<u>-</u>	<u>-</u>	<u>33</u>	<u>1</u>	<u>-</u>
TOTAL FUND BALANCES	<u>-</u>	<u>-</u>	<u>-</u>	<u>-</u>	<u>33</u>	<u>1</u>	<u>-</u>
TOTAL LIABILITIES AND FUND BALANCES	\$ <u>358</u>	\$ <u>347</u>	\$ <u>7</u>	\$ <u>-</u>	\$ <u>33</u>	\$ <u>8</u>	\$ <u>27</u>

**STATE OF LOUISIANA
STATEMENT OF REVENUES, EXPENDITURES,
AND CHANGES IN FUND BALANCE
PARISH AND MUNICIPALITIES FUNDS
FOR THE YEAR ENDED JUNE 30, 2002**

(EXPRESS IN THOUSANDS)

	East Baton Rouge Parish Enhancement	East Baton Rouge Parish Riverside Centroplex Fund	East Carroll Parish Visitor Enterprise	East Feliciana Tourist Commission	Evangeline Visitor Enterprise Fund	Franklin Parish Visitor Enterprise	Gretna Tourist Commission Enterprise Account
EXPENDITURES:							
OTHER	\$ -	\$ -	\$ -	\$ -	\$ -	\$ -	\$ -
TOTAL EXPENDITURES	<u>-</u>	<u>-</u>	<u>-</u>	<u>-</u>	<u>-</u>	<u>-</u>	<u>-</u>
EXCESS (DEFICIENCY) OF REVENUES OVER EXPENDITURES	<u>-</u>	<u>-</u>	<u>-</u>	<u>-</u>	<u>-</u>	<u>-</u>	<u>-</u>
OTHER FINANCING SOURCES (USES):							
OPERATING TRANSFERS IN - PRIMARY GOVT	748	725	11	2	23	21	57
OPERATING TRANSFERS OUT - PRIMARY GOVT	<u>(748)</u>	<u>(725)</u>	<u>(11)</u>	<u>(2)</u>	<u>(5)</u>	<u>(21)</u>	<u>(57)</u>
TOTAL OTHER FINANCING SOURCES (USES)	<u>-</u>	<u>-</u>	<u>-</u>	<u>-</u>	<u>18</u>	<u>-</u>	<u>-</u>
EXCESS (DEFICIENCY) OF REVENUES AND OTHER FINANCING SOURCES OVER EXPENDITURES AND OTHER USES	<u>-</u>	<u>-</u>	<u>-</u>	<u>-</u>	<u>18</u>	<u>-</u>	<u>-</u>
FUND BALANCES AT BEGINNING OF YEAR	<u>-</u>	<u>-</u>	<u>-</u>	<u>-</u>	<u>15</u>	<u>1</u>	<u>-</u>
FUND BALANCES AT END OF YEAR	\$ <u>-</u>	\$ <u>-</u>	\$ <u>-</u>	\$ <u>-</u>	\$ <u>33</u>	\$ <u>1</u>	\$ <u>-</u>

* Shown as Special Revenue Funds on page 108 of
of the CAFR

Houma Area Convention and Visitors Bureau	Iberia Parish Tourist Commission	Iberville Parish Visitor Enterprise Fund	Jackson Parish Economic Development and Tourism	Jefferson Davis Parish Visitor Enterprise	Jefferson Parish Convention Center Fund	Lafayette Parish Visitor Enterprise	Lafourche Parish Enterprise Fund	Lake Charles Civic Center	LaSalle Economic Development District Fund
\$ 74	\$ 58	\$ -	\$ 5	\$ 73	\$ 541	\$ 396	\$ 18	\$ 54	\$ 6
<u>31</u>	<u>47</u>	<u>-</u>	<u>2</u>	<u>24</u>	<u>276</u>	<u>333</u>	<u>29</u>	<u>39</u>	<u>4</u>
<u>\$ 105</u>	<u>\$ 105</u>	<u>\$ -</u>	<u>\$ 7</u>	<u>\$ 97</u>	<u>\$ 817</u>	<u>\$ 729</u>	<u>\$ 47</u>	<u>\$ 93</u>	<u>\$ 10</u>

\$ 105	\$ 62	\$ -	\$ -	\$ -	\$ 716	\$ 729	\$ 37	\$ 93	\$ -
<u>105</u>	<u>62</u>	<u>-</u>	<u>-</u>	<u>-</u>	<u>716</u>	<u>729</u>	<u>37</u>	<u>93</u>	<u>-</u>
<u>-</u>	<u>-</u>	<u>-</u>	<u>-</u>	<u>-</u>	<u>-</u>	<u>-</u>	<u>-</u>	<u>-</u>	<u>-</u>
<u>-</u>	<u>43</u>	<u>-</u>	<u>7</u>	<u>97</u>	<u>101</u>	<u>-</u>	<u>10</u>	<u>-</u>	<u>10</u>
<u>-</u>	<u>43</u>	<u>-</u>	<u>7</u>	<u>97</u>	<u>101</u>	<u>-</u>	<u>10</u>	<u>-</u>	<u>10</u>
<u>\$ 105</u>	<u>\$ 105</u>	<u>\$ -</u>	<u>\$ 7</u>	<u>\$ 97</u>	<u>\$ 817</u>	<u>\$ 729</u>	<u>\$ 47</u>	<u>\$ 93</u>	<u>\$ 10</u>

Houma Area Convention and Visitors Bureau	Iberia Parish Tourist Commission	Iberville Parish Visitor Enterprise Fund	Jackson Parish Economic Development and Tourism	Jefferson Davis Parish Visitor Enterprise	Jefferson Parish Convention Center Fund	Lafayette Parish Visitor Enterprise	Lafourche Parish Enterprise Fund	Lake Charles Civic Center	LaSalle Economic Development District Fund
\$ -	\$ -	\$ -	\$ -	\$ -	\$ -	\$ -	\$ -	\$ -	\$ -
<u>-</u>	<u>-</u>	<u>-</u>	<u>-</u>	<u>-</u>	<u>-</u>	<u>-</u>	<u>-</u>	<u>-</u>	<u>-</u>
<u>-</u>	<u>-</u>	<u>-</u>	<u>-</u>	<u>-</u>	<u>-</u>	<u>-</u>	<u>-</u>	<u>-</u>	<u>-</u>
<u>195</u>	<u>224</u>	<u>2</u>	<u>8</u>	<u>146</u>	<u>1,634</u>	<u>1,645</u>	<u>96</u>	<u>183</u>	<u>16</u>
<u>(195)</u>	<u>(197)</u>	<u>(2)</u>	<u>(4)</u>	<u>(100)</u>	<u>(2,050)</u>	<u>(1,645)</u>	<u>(100)</u>	<u>(183)</u>	<u>(17)</u>
<u>-</u>	<u>27</u>	<u>-</u>	<u>4</u>	<u>46</u>	<u>(416)</u>	<u>-</u>	<u>(4)</u>	<u>-</u>	<u>(1)</u>
<u>-</u>	<u>27</u>	<u>-</u>	<u>4</u>	<u>46</u>	<u>(416)</u>	<u>-</u>	<u>(4)</u>	<u>-</u>	<u>(1)</u>
<u>-</u>	<u>16</u>	<u>-</u>	<u>3</u>	<u>51</u>	<u>517</u>	<u>-</u>	<u>14</u>	<u>-</u>	<u>11</u>
<u>\$ -</u>	<u>\$ 43</u>	<u>\$ -</u>	<u>\$ 7</u>	<u>\$ 97</u>	<u>\$ 101</u>	<u>\$ -</u>	<u>\$ 10</u>	<u>\$ -</u>	<u>\$ 10</u>

**STATE OF LOUISIANA
BALANCE SHEET
PARISH AND MUNICIPALITIES FUNDS *
JUNE 30, 2002**

(EXPRESSED IN THOUSANDS)

	Lincoln Parish Municipalities Fund	Lincoln Parish Visitor Enterprise Fund	Livingston Parish Tourism & Economic Development Fund	Madison Parish Visitor Enterprise Fund	Morehouse Parish Visitor Enterprise Fund	Natchitoches Historic District Development Fund	Natchitoches Parish Visitor Enterprise
ASSETS							
CASH AND CASH EQUIVALENTS	\$ 31	\$ 52	\$ 26	\$ 18	\$ 17	\$ 104	\$ 14
DUE FROM PRIMARY GOVERNMENT	<u>21</u>	<u>20</u>	<u>24</u>	<u>11</u>	<u>5</u>	<u>36</u>	<u>12</u>
TOTAL ASSETS	\$ <u>52</u>	\$ <u>72</u>	\$ <u>50</u>	\$ <u>29</u>	\$ <u>22</u>	\$ <u>140</u>	\$ <u>26</u>
LIABILITIES AND FUND BALANCES							
LIABILITIES:							
DUE TO PRIMARY GOVERNMENT	\$ 23	\$ 72	\$ 33	\$ -	\$ -	\$ -	\$ 8
TOTAL LIABILITIES	<u>23</u>	<u>72</u>	<u>33</u>	<u>-</u>	<u>-</u>	<u>-</u>	<u>8</u>
FUND BALANCES:							
RESERVED FOR:							
ENCUMBRANCES	-	-	-	-	-	-	-
UNDESIGNATED	<u>29</u>	<u>-</u>	<u>17</u>	<u>29</u>	<u>22</u>	<u>140</u>	<u>18</u>
TOTAL FUND BALANCES	<u>29</u>	<u>-</u>	<u>17</u>	<u>29</u>	<u>22</u>	<u>140</u>	<u>18</u>
TOTAL LIABILITIES AND FUND BALANCES	\$ <u>52</u>	\$ <u>72</u>	\$ <u>50</u>	\$ <u>29</u>	\$ <u>22</u>	\$ <u>140</u>	\$ <u>26</u>

**STATE OF LOUISIANA
STATEMENT OF REVENUES, EXPENDITURES,
AND CHANGES IN FUND BALANCE
PARISH AND MUNICIPALITIES FUNDS
FOR THE YEAR ENDED JUNE 30, 2002**

(EXPRESS IN THOUSANDS)

	Lincoln Parish Municipalities Fund	Lincoln Parish Visitor Enterprise Fund	Livingston Parish Tourism & Economic Development Fund	Madison Parish Visitor Enterprise Fund	Morehouse Parish Visitor Enterprise Fund	Natchitoches Historic District Development Fund	Natchitoches Parish Visitor Enterprise
EXPENDITURES:							
OTHER	\$ -	\$ -	\$ -	\$ -	\$ -	\$ -	\$ -
TOTAL EXPENDITURES	<u>-</u>	<u>-</u>	<u>-</u>	<u>-</u>	<u>-</u>	<u>-</u>	<u>-</u>
EXCESS (DEFICIENCY) OF REVENUES OVER EXPENDITURES							
	<u>-</u>	<u>-</u>	<u>-</u>	<u>-</u>	<u>-</u>	<u>-</u>	<u>-</u>
OTHER FINANCING SOURCES (USES):							
OPERATING TRANSFERS IN - PRIMARY GOVT	107	108	117	51	29	198	67
OPERATING TRANSFERS OUT - PRIMARY GOVT	<u>(95)</u>	<u>(108)</u>	<u>(100)</u>	<u>(37)</u>	<u>(50)</u>	<u>(164)</u>	<u>(57)</u>
TOTAL OTHER FINANCING SOURCES (USES)	<u>12</u>	<u>-</u>	<u>17</u>	<u>14</u>	<u>(21)</u>	<u>34</u>	<u>10</u>
EXCESS (DEFICIENCY) OF REVENUES AND OTHER FINANCING SOURCES OVER EXPENDITURES AND OTHER USES							
	<u>12</u>	<u>-</u>	<u>17</u>	<u>14</u>	<u>(21)</u>	<u>34</u>	<u>10</u>
FUND BALANCES AT BEGINNING OF YEAR	<u>17</u>	<u>-</u>	<u>-</u>	<u>15</u>	<u>43</u>	<u>106</u>	<u>8</u>
FUND BALANCES AT END OF YEAR	\$ <u>29</u>	\$ <u>-</u>	\$ <u>17</u>	\$ <u>29</u>	\$ <u>22</u>	\$ <u>140</u>	\$ <u>18</u>

* Shown as Special Revenue Funds on page 108 of the CAFR

New Orleans Area Tourism and Economic Development	New Orleans Metropolitan Convention and Visitors Bureau	Ouachita Parish Visitor Enterprise Fund	Pineville Economic Development	Plaquemines Parish Visitor Enterprise Fund	Pointe Coupee Parish Visitor Enterprise	Rapides Parish Coliseum	Rapides Parish Economic Development	Red River Visitor Enterprise Fund	Richland Parish Visitor Enterprise Fund
\$ 3,244	\$ 2,812	\$ 243	\$ 24	\$ 36	\$ 3	\$ 8	\$ 40	\$ 1	\$ 49
<u>1,113</u>	<u>1,016</u>	<u>153</u>	<u>20</u>	<u>30</u>	<u>1</u>	<u>7</u>	<u>34</u>	<u>1</u>	<u>9</u>
<u>\$ 4,357</u>	<u>\$ 3,828</u>	<u>\$ 396</u>	<u>\$ 44</u>	<u>\$ 66</u>	<u>\$ 4</u>	<u>\$ 15</u>	<u>\$ 74</u>	<u>\$ 2</u>	<u>\$ 58</u>
\$ 834	\$ 2,646	\$ 126	\$ 44	\$ 66	\$ 4	\$ 15	\$ 74	\$ 2	\$ -
<u>834</u>	<u>2,646</u>	<u>126</u>	<u>44</u>	<u>66</u>	<u>4</u>	<u>15</u>	<u>74</u>	<u>2</u>	<u>-</u>
253	-	-	-	-	-	-	-	-	-
<u>3,270</u>	<u>1,182</u>	<u>270</u>	<u>-</u>	<u>-</u>	<u>-</u>	<u>-</u>	<u>-</u>	<u>-</u>	<u>58</u>
<u>3,523</u>	<u>1,182</u>	<u>270</u>	<u>-</u>	<u>-</u>	<u>-</u>	<u>-</u>	<u>-</u>	<u>-</u>	<u>58</u>
<u>\$ 4,357</u>	<u>\$ 3,828</u>	<u>\$ 396</u>	<u>\$ 44</u>	<u>\$ 66</u>	<u>\$ 4</u>	<u>\$ 15</u>	<u>\$ 74</u>	<u>\$ 2</u>	<u>\$ 58</u>

New Orleans Area Tourism and Economic Development	New Orleans Metropolitan Convention and Visitors Bureau	Ouachita Parish Visitor Enterprise Fund	Pineville Economic Development	Plaquemines Parish Visitor Enterprise Fund	Pointe Coupee Parish Visitor Enterprise	Rapides Parish Coliseum	Rapides Parish Economic Development	Red River Visitor Enterprise Fund	Richland Parish Visitor Enterprise Fund
\$ 4,630	\$ -	\$ -	\$ -	\$ -	\$ -	\$ -	\$ -	\$ -	\$ -
<u>4,630</u>	<u>-</u>	<u>-</u>	<u>-</u>	<u>-</u>	<u>-</u>	<u>-</u>	<u>-</u>	<u>-</u>	<u>-</u>
<u>(4,630)</u>	<u>-</u>	<u>-</u>	<u>-</u>	<u>-</u>	<u>-</u>	<u>-</u>	<u>-</u>	<u>-</u>	<u>-</u>
7,383	7,041	891	93	156	10	31	155	6	69
<u>(2,793)</u>	<u>(7,483)</u>	<u>(833)</u>	<u>(105)</u>	<u>(156)</u>	<u>(10)</u>	<u>(31)</u>	<u>(155)</u>	<u>(6)</u>	<u>(45)</u>
<u>4,590</u>	<u>(442)</u>	<u>58</u>	<u>(12)</u>	<u>-</u>	<u>-</u>	<u>-</u>	<u>-</u>	<u>-</u>	<u>24</u>
(40)	(442)	58	(12)	-	-	-	-	-	24
<u>3,563</u>	<u>1,624</u>	<u>212</u>	<u>12</u>	<u>-</u>	<u>-</u>	<u>-</u>	<u>-</u>	<u>-</u>	<u>34</u>
<u>\$ 3,523</u>	<u>\$ 1,182</u>	<u>\$ 270</u>	<u>\$ -</u>	<u>\$ -</u>	<u>\$ -</u>	<u>\$ -</u>	<u>\$ -</u>	<u>\$ -</u>	<u>\$ 58</u>

**STATE OF LOUISIANA
BALANCE SHEET
PARISH AND MUNICIPALITIES FUNDS *
JUNE 30, 2002**

(EXPRESSED IN THOUSANDS)

	River Parishes Convention, Tourist, and Visitors Commission	Sabine Parish Tourism Improvement Fund	Shreveport Bossier City Visitor Enterprise	Shreveport Riverfront and Convention Center and Independence Stadium	St. Bernard Parish Enterprise	St. Charles Parish Enterprise	St. Francisville Economic Development
ASSETS							
CASH AND CASH EQUIVALENTS	\$ 72	\$ 29	\$ 67	\$ 245	\$ 19	\$ 14	\$ 26
DUE FROM PRIMARY GOVERNMENT	<u>10</u>	<u>20</u>	<u>123</u>	<u>94</u>	<u>8</u>	<u>4</u>	<u>20</u>
TOTAL ASSETS	\$ <u>82</u>	\$ <u>49</u>	\$ <u>190</u>	\$ <u>339</u>	\$ <u>27</u>	\$ <u>18</u>	\$ <u>46</u>
LIABILITIES AND FUND BALANCES							
LIABILITIES:							
DUE TO PRIMARY GOVERNMENT	\$ -	\$ -	\$ 190	\$ 334	\$ 10	\$ 18	\$ 29
TOTAL LIABILITIES	<u>-</u>	<u>-</u>	<u>190</u>	<u>334</u>	<u>10</u>	<u>18</u>	<u>29</u>
FUND BALANCES:							
RESERVED FOR:							
ENCUMBRANCES	-	-	-	-	-	-	-
UNDESIGNATED	<u>82</u>	<u>49</u>	<u>-</u>	<u>5</u>	<u>17</u>	<u>-</u>	<u>17</u>
TOTAL FUND BALANCES	<u>82</u>	<u>49</u>	<u>-</u>	<u>5</u>	<u>17</u>	<u>-</u>	<u>17</u>
TOTAL LIABILITIES AND FUND BALANCES	\$ <u>82</u>	\$ <u>49</u>	\$ <u>190</u>	\$ <u>339</u>	\$ <u>27</u>	\$ <u>18</u>	\$ <u>46</u>

**STATE OF LOUISIANA
STATEMENT OF REVENUES, EXPENDITURES,
AND CHANGES IN FUND BALANCE
PARISH AND MUNICIPALITIES FUNDS
FOR THE YEAR ENDED JUNE 30, 2002**

(EXPRESS IN THOUSANDS)

	River Parishes Convention, Tourist, and Visitors Commission	Sabine Parish Tourism Improvement Fund	Shreveport Bossier City Visitor Enterprise	Shreveport Riverfront and Convention Center and Independence Stadium	St. Bernard Parish Enterprise	St. Charles Parish Enterprise	St. Francisville Economic Development
EXPENDITURES:							
OTHER	\$ -	\$ -	\$ -	\$ -	\$ -	\$ -	\$ -
TOTAL EXPENDITURES	<u>-</u>	<u>-</u>	<u>-</u>	<u>-</u>	<u>-</u>	<u>-</u>	<u>-</u>
EXCESS (DEFICIENCY) OF REVENUES OVER EXPENDITURES	<u>-</u>	<u>-</u>	<u>-</u>	<u>-</u>	<u>-</u>	<u>-</u>	<u>-</u>
OTHER FINANCING SOURCES (USES):							
OPERATING TRANSFERS IN - PRIMARY GOVT	69	98	350	736	50	36	106
OPERATING TRANSFERS OUT - PRIMARY GOVT	<u>(170)</u>	<u>(107)</u>	<u>(350)</u>	<u>(745)</u>	<u>(55)</u>	<u>(36)</u>	<u>(100)</u>
TOTAL OTHER FINANCING SOURCES (USES)	<u>(101)</u>	<u>(9)</u>	<u>-</u>	<u>(9)</u>	<u>(5)</u>	<u>-</u>	<u>6</u>
EXCESS (DEFICIENCY) OF REVENUES AND OTHER FINANCING SOURCES OVER EXPENDITURES AND OTHER USES	(101)	(9)	-	(9)	(5)	-	6
FUND BALANCES AT BEGINNING OF YEAR	<u>183</u>	<u>58</u>	<u>-</u>	<u>14</u>	<u>22</u>	<u>-</u>	<u>11</u>
FUND BALANCES AT END OF YEAR	\$ <u>82</u>	\$ <u>49</u>	\$ <u>-</u>	\$ <u>5</u>	\$ <u>17</u>	\$ <u>-</u>	\$ <u>17</u>

* Shown as Special Revenue Funds on page 108 of the CAFR

St. John the Baptist Convention Facility	St. Landry Parish Historical Development	St. Martin Parish Enterprise Fund	St. Mary Parish Visitor Enterprise	St. Tammany Parish Fund	Tangipahoa Parish Economic Development	Tangipahoa Parish Tourist Commission Fund	Terrebonne Parish Visitor Enterprise	Town of Grand Isle Tourist Commission Enterprise Account	Town of Homer Economic Development Fund
\$ 49	\$ 58	\$ 30	\$ 66	\$ 306	\$ 25	\$ 74	\$ 52	\$ 1	\$ 3
27	25	15	42	154	17	51	30	2	4
<u>\$ 76</u>	<u>\$ 83</u>	<u>\$ 45</u>	<u>\$ 108</u>	<u>\$ 460</u>	<u>\$ 42</u>	<u>\$ 125</u>	<u>\$ 82</u>	<u>\$ 3</u>	<u>\$ 7</u>

\$ 76	\$ -	\$ -	\$ 108	\$ 460	\$ 22	\$ 125	\$ 35	\$ 3	\$ 3
76	-	-	108	460	22	125	35	3	3
-	-	-	-	-	-	-	-	-	-
-	83	45	-	-	20	-	47	-	4
-	83	45	-	-	20	-	47	-	4
<u>\$ 76</u>	<u>\$ 83</u>	<u>\$ 45</u>	<u>\$ 108</u>	<u>\$ 460</u>	<u>\$ 42</u>	<u>\$ 125</u>	<u>\$ 82</u>	<u>\$ 3</u>	<u>\$ 7</u>

St. John the Baptist Convention Facility	St. Landry Parish Historical Development	St. Martin Parish Enterprise Fund	St. Mary Parish Visitor Enterprise	St. Tammany Parish Fund	Tangipahoa Parish Economic Development	Tangipahoa Parish Tourist Commission Fund	Terrebonne Parish Visitor Enterprise	Town of Grand Isle Tourist Commission Enterprise Account	Town of Homer Economic Development Fund
\$ -	\$ -	\$ -	\$ -	\$ -	\$ -	\$ -	\$ -	\$ -	\$ -
-	-	-	-	-	-	-	-	-	-
-	-	-	-	-	-	-	-	-	-
169	138	77	253	768	95	283	192	7	15
(169)	(253)	(76)	(253)	(981)	(85)	(283)	(190)	(7)	(12)
-	(115)	1	-	(213)	10	-	2	-	3
-	(115)	1	-	(213)	10	-	2	-	3
-	198	44	-	213	10	-	45	-	1
<u>\$ -</u>	<u>\$ 83</u>	<u>\$ 45</u>	<u>\$ -</u>	<u>\$ -</u>	<u>\$ 20</u>	<u>\$ -</u>	<u>\$ 47</u>	<u>\$ -</u>	<u>\$ 4</u>

**STATE OF LOUISIANA
BALANCE SHEET
PARISH AND MUNICIPALITIES FUNDS *
JUNE 30, 2002**

(EXPRESSED IN THOUSANDS)

	Union Parish Visitor Enterprise	Vermillion Parish Visitor Enterprise	Vernon Parish Community Improvement	Washington Parish Economic Development and Tourism	Washington Parish Infrastructure and Park	Washington Parish Tourist Commission	Webster Parish Convention and Visitors Bureau
ASSETS							
CASH AND CASH EQUIVALENTS	\$ 3	\$ 4	\$ 159	\$ 11	\$ 80	\$ 38	\$ 12
DUE FROM PRIMARY GOVERNMENT	<u>2</u>	<u>2</u>	<u>21</u>	<u>2</u>	<u>-</u>	<u>4</u>	<u>9</u>
TOTAL ASSETS	\$ <u>5</u>	\$ <u>6</u>	\$ <u>180</u>	\$ <u>13</u>	\$ <u>80</u>	\$ <u>42</u>	\$ <u>21</u>
LIABILITIES AND FUND BALANCES							
LIABILITIES:							
DUE TO PRIMARY GOVERNMENT	\$ 5	\$ 4	\$ -	\$ -	\$ -	\$ -	\$ 21
TOTAL LIABILITIES	<u>5</u>	<u>4</u>	<u>-</u>	<u>-</u>	<u>-</u>	<u>-</u>	<u>21</u>
FUND BALANCES:							
RESERVED FOR:							
ENCUMBRANCES	-	-	-	-	-	-	-
UNDESIGNATED	<u>-</u>	<u>2</u>	<u>180</u>	<u>13</u>	<u>80</u>	<u>42</u>	<u>-</u>
TOTAL FUND BALANCES	<u>-</u>	<u>2</u>	<u>180</u>	<u>13</u>	<u>80</u>	<u>42</u>	<u>-</u>
TOTAL LIABILITIES AND FUND BALANCES	\$ <u>5</u>	\$ <u>6</u>	\$ <u>180</u>	\$ <u>13</u>	\$ <u>80</u>	\$ <u>42</u>	\$ <u>21</u>

**STATE OF LOUISIANA
STATEMENT OF REVENUES, EXPENDITURES,
AND CHANGES IN FUND BALANCE
PARISH AND MUNICIPALITIES FUNDS
FOR THE YEAR ENDED JUNE 30, 2002**

(EXPRESS IN THOUSANDS)

	Union Parish Visitor Enterprise	Vermillion Parish Visitor Enterprise	Vernon Parish Community Improvement	Washington Parish Economic Development and Tourism	Washington Parish Infrastructure and Park	Washington Parish Tourist Commission	Webster Parish Convention and Visitors Bureau
EXPENDITURES:							
OTHER	\$ -	\$ -	\$ -	\$ -	\$ -	\$ -	\$ -
TOTAL EXPENDITURES	<u>-</u>	<u>-</u>	<u>-</u>	<u>-</u>	<u>-</u>	<u>-</u>	<u>-</u>
EXCESS (DEFICIENCY) OF REVENUES OVER EXPENDITURES							
	<u>-</u>	<u>-</u>	<u>-</u>	<u>-</u>	<u>-</u>	<u>-</u>	<u>-</u>
OTHER FINANCING SOURCES (USES):							
OPERATING TRANSFERS IN - PRIMARY GOVT	11	12	95	12	50	33	51
OPERATING TRANSFERS OUT - PRIMARY GOVT	<u>(12)</u>	<u>(11)</u>	<u>-</u>	<u>(20)</u>	<u>(50)</u>	<u>(15)</u>	<u>(51)</u>
TOTAL OTHER FINANCING SOURCES (USES)	<u>(1)</u>	<u>1</u>	<u>95</u>	<u>(8)</u>	<u>-</u>	<u>18</u>	<u>-</u>
EXCESS (DEFICIENCY) OF REVENUES AND OTHER FINANCING SOURCES OVER EXPENDITURES AND OTHER USES							
	<u>(1)</u>	<u>1</u>	<u>95</u>	<u>(8)</u>	<u>-</u>	<u>18</u>	<u>-</u>
FUND BALANCES AT BEGINNING OF YEAR	<u>1</u>	<u>1</u>	<u>85</u>	<u>21</u>	<u>80</u>	<u>24</u>	<u>-</u>
FUND BALANCES AT END OF YEAR	\$ <u>-</u>	\$ <u>2</u>	\$ <u>180</u>	\$ <u>13</u>	\$ <u>80</u>	\$ <u>42</u>	\$ <u>-</u>

* Shown as Special Revenue Funds on page 108 of the CAFR

West Baton Rouge Parish Visitor Enterprise	West Calcasieu Community Center	West Carroll Parish Visitor Enterprise	Winn Parish Tourism Fund	Totals
\$ 63	\$ 140	\$ 1	\$ 24	\$ 11,091
<u>51</u>	<u>94</u>	<u>-</u>	<u>2</u>	<u>5,221</u>
\$ <u>114</u>	\$ <u>234</u>	\$ <u>1</u>	\$ <u>26</u>	\$ <u>16,312</u>
\$ 114	\$ 234	\$ -	\$ -	\$ 10,000
<u>114</u>	<u>234</u>	<u>-</u>	<u>-</u>	<u>10,000</u>
-	-	-	-	253
<u>-</u>	<u>-</u>	<u>1</u>	<u>26</u>	<u>6,059</u>
-	-	1	26	6,312
\$ <u>114</u>	\$ <u>234</u>	\$ <u>1</u>	\$ <u>26</u>	\$ <u>16,312</u>

West Baton Rouge Parish Visitor Enterprise	West Calcasieu Community Center	West Carroll Parish Visitor Enterprise	Winn Parish Tourism Fund	Totals
\$ -	\$ -	\$ -	\$ -	\$ 4,630
<u>-</u>	<u>-</u>	<u>-</u>	<u>-</u>	<u>4,630</u>
-	-	-	-	(4,630)
285	552	-	21	30,758
<u>(285)</u>	<u>(552)</u>	<u>-</u>	<u>(21)</u>	<u>(27,267)</u>
-	-	-	-	3,491
-	-	-	-	(1,139)
<u>-</u>	<u>-</u>	<u>1</u>	<u>26</u>	<u>7,451</u>
\$ <u>-</u>	\$ <u>-</u>	\$ <u>1</u>	\$ <u>26</u>	\$ <u>6,312</u>

**STATE OF LOUISIANA
STATEMENT OF NET ASSETS
BOARDS AND COMMISSIONS *
JUNE 30, 2002
(EXPRESSED IN THOUSANDS)**

	BARBER EXAMINERS BOARD	BOARD OF EXAMINERS OF CERTIFIED SHORTHAND REPT	BOARD OF EXAMINERS OF NURSING FACILITY ADMINISTRATORS	DAIRY INDUSTRY PROMOTION BOARD	LOUISIANA AUCTIONEERS LICENSING BOARD	LOUISIANA BEEF INDUSTRY COUNCIL	LOUISIANA BOARD OF ARCHITECTURAL EXAMINERS
ASSETS							
CURRENT ASSETS:							
CASH AND CASH EQUIVALENTS	\$ 145	\$ 216	\$ 169	\$ 333	\$ 236	\$ 178	\$ 294
INVESTMENTS	-	-	-	-	-	-	-
RECEIVABLES (NET)	-	1	66	45	-	123	-
INVENTORIES (AT COST)	-	-	-	-	-	-	-
PREPAYMENTS	-	-	5	-	1	-	-
OTHER CURRENT ASSETS	-	-	-	-	-	-	-
TOTAL CURRENT ASSETS	<u>145</u>	<u>217</u>	<u>240</u>	<u>378</u>	<u>237</u>	<u>301</u>	<u>294</u>
NONCURRENT ASSETS:							
RESTRICTED ASSETS	-	-	-	-	-	-	-
CASH	-	-	-	-	-	-	-
RECEIVABLES	-	-	-	-	-	-	-
CAPITAL ASSETS (NET OF ACCUM DEPREC)	-	-	-	-	-	-	-
LAND	-	-	-	-	-	-	-
BUILDINGS AND IMPROVEMENTS	-	-	-	-	-	-	-
MACHINERY AND EQUIPMENT	2	-	69	-	-	-	-
OTHER NONCURRENT ASSETS	1	-	21	-	-	-	-
TOTAL NONCURRENT ASSETS	<u>3</u>	<u>-</u>	<u>90</u>	<u>-</u>	<u>-</u>	<u>-</u>	<u>-</u>
TOTAL ASSETS	<u>\$ 148</u>	<u>\$ 217</u>	<u>\$ 330</u>	<u>\$ 378</u>	<u>\$ 237</u>	<u>\$ 301</u>	<u>\$ 294</u>
LIABILITIES							
CURRENT LIABILITIES:							
ACCOUNTS PAYABLE AND ACCRUALS	\$ 7	\$ 1	\$ 6	\$ 49	\$ 2	\$ 118	\$ 2
DEFERRED REVENUES	29	-	-	-	-	-	-
AMOUNTS HELD IN CUSTODY FOR OTHERS	-	-	-	-	-	-	-
OTHER CURRENT LIABILITIES	-	-	2	-	-	-	-
CURRENT PORTION OF L/T LIABILITIES:	-	-	-	-	-	-	-
COMPENSATED ABSENCES PAYABLE	-	-	-	-	-	-	-
CAPITAL LEASE OBLIGATIONS	-	-	2	-	-	-	-
NOTES PAYABLE	-	-	-	-	-	-	-
OTHER LONG-TERM LIABILITIES	-	-	-	-	-	-	-
TOTAL CURRENT LIABILITIES	<u>36</u>	<u>1</u>	<u>10</u>	<u>49</u>	<u>2</u>	<u>118</u>	<u>2</u>
NONCURRENT LIABILITIES:							
NONCURRENT PORTION OF L/T LIABILITIES:	-	-	-	-	-	-	-
COMPENSATED ABSENCES PAYABLE	4	-	-	-	1	-	12
CAPITAL LEASE OBLIGATIONS	-	-	-	-	-	-	-
NOTES PAYABLE	-	-	-	-	-	-	-
OTHER LONG-TERM LIABILITIES	-	-	19	-	-	-	-
TOTAL NONCURRENT LIABILITIES	<u>4</u>	<u>-</u>	<u>19</u>	<u>-</u>	<u>1</u>	<u>-</u>	<u>12</u>
TOTAL LIABILITIES	<u>40</u>	<u>1</u>	<u>29</u>	<u>49</u>	<u>3</u>	<u>118</u>	<u>14</u>
NET ASSETS							
INVESTED IN CAP ASSETS, NET OF RELATED DEBT	2	-	69	-	-	-	-
RESTRICTED FOR OTHER SPECIFIC PURPOSES	-	-	-	-	-	-	-
UNRESTRICTED	106	216	232	329	234	183	280
TOTAL NET ASSETS	<u>108</u>	<u>216</u>	<u>301</u>	<u>329</u>	<u>234</u>	<u>183</u>	<u>280</u>
TOTAL LIABILITIES AND NET ASSETS	<u>\$ 148</u>	<u>\$ 217</u>	<u>\$ 330</u>	<u>\$ 378</u>	<u>\$ 237</u>	<u>\$ 301</u>	<u>\$ 294</u>

**STATE OF LOUISIANA
STATEMENT OF REVENUES, EXPENSES,
AND CHANGES IN FUND NET ASSETS
BOARDS AND COMMISSIONS *
FOR THE YEAR ENDED JUNE 30, 2002
(EXPRESSED IN THOUSANDS)**

	BARBER EXAMINERS BOARD	BOARD OF EXAMINERS OF CERTIFIED SHORTHAND REPT	BOARD OF EXAMINERS OF NURSING FACILITY ADMINISTRATORS	DAIRY INDUSTRY PROMOTION BOARD	LOUISIANA AUCTIONEERS LICENSING BOARD	LOUISIANA BEEF INDUSTRY COUNCIL	LOUISIANA BOARD OF ARCHITECTURAL EXAMINERS
OPERATING REVENUES:							
SALES OF COMMODITIES AND SERVICES	\$ 249	\$ -	\$ -	\$ -	\$ -	\$ -	\$ -
ASSESSMENTS	-	-	-	568	-	439	12
USE OF MONEY AND PROPERTY	-	7	-	-	-	6	346
LICENSES, PERMITS, AND FEES	-	103	201	-	112	-	-
OTHER	38	-	162	-	-	-	-
TOTAL OPERATING REVENUES	<u>287</u>	<u>110</u>	<u>363</u>	<u>568</u>	<u>112</u>	<u>445</u>	<u>358</u>
OPERATING EXPENSES:							
COST OF SALES AND SERVICES	293	82	-	619	33	320	-
ADMINISTRATIVE	-	-	345	29	41	142	284
DEPRECIATION	1	-	-	-	-	-	-
AMORTIZATION	-	-	-	-	-	-	-
TOTAL OPERATING EXPENSES	<u>294</u>	<u>82</u>	<u>345</u>	<u>648</u>	<u>74</u>	<u>462</u>	<u>284</u>
OPERATING INCOME (LOSS)	<u>(7)</u>	<u>28</u>	<u>18</u>	<u>(80)</u>	<u>38</u>	<u>(17)</u>	<u>74</u>
NONOPERATING REVENUES (EXPENSES):							
INTERGOVERNMENTAL REVENUES (EXPENSES)	-	-	-	-	-	-	-
USE OF MONEY AND PROPERTY	8	-	-	8	2	-	-
FEDERAL GRANTS	-	-	-	-	-	-	-
INTEREST EXPENSE	-	-	-	-	-	-	-
OTHER	-	-	-	5	-	-	-
TOTAL NONOPERATING REVENUES (EXPENSES)	<u>8</u>	<u>-</u>	<u>-</u>	<u>13</u>	<u>2</u>	<u>-</u>	<u>-</u>
INCOME (LOSS) BEFORE CONTRIBUTIONS & TRANSFERS	<u>1</u>	<u>28</u>	<u>18</u>	<u>(67)</u>	<u>40</u>	<u>(17)</u>	<u>74</u>
CAPITAL CONTRIBUTIONS							
CHANGE IN NET ASSETS	3	28	18	(67)	19	(17)	74
NET ASSETS - BEGINNING	105	188	283	396	140	200	206
NET ASSETS - ENDING	<u>\$ 108</u>	<u>\$ 216</u>	<u>\$ 301</u>	<u>\$ 329</u>	<u>\$ 234</u>	<u>\$ 183</u>	<u>\$ 280</u>

* Shown as Enterprise Funds on pages 118 & 120 of the CAFR

LOUISIANA BOARD OF CHIROPRACTIC EXAMINERS	BOARD OF EXAMINERS IN DIETETICS & NUTRITION	LA BOARD OF EXAMINERS OF SPEECH-LANGUAGE PATHOLOGY & AUDIOLOGY	LOUISIANA BOARD OF MASSAGE THERAPY	LOUISIANA BOARD OF PHARMACY	CATFISH PROMOTION AND RESEARCH BOARD	LOUISIANA CEMETERY BOARD	LOUISIANA CRAWFISH PROMOTION AND RESEARCH PROGRAM	LOUISIANA LICENSED PROFESSIONAL COUNSELORS BOARD OF EXAMINERS	LOUISIANA LICENSED PROFESSIONAL VOCATIONAL REHABILITATION COUNSELORS BRD
\$ 155	\$ 67	\$ 179	\$ 172	\$ 163	\$ 193	\$ 140	\$ 74	\$ 202	\$ 6
-	-	-	-	1,371	-	-	-	-	-
-	-	33	-	25	1	-	1	8	-
-	-	-	-	-	-	-	-	-	-
-	-	-	-	-	-	-	-	-	8
<u>155</u>	<u>67</u>	<u>212</u>	<u>172</u>	<u>1,559</u>	<u>194</u>	<u>140</u>	<u>75</u>	<u>210</u>	<u>14</u>
-	-	-	-	-	-	-	-	-	-
-	-	-	-	-	-	-	-	-	-
-	-	-	-	-	-	-	-	-	-
1	-	2	-	56	-	-	-	-	-
-	2	22	-	-	-	-	-	-	-
<u>1</u>	<u>2</u>	<u>24</u>	<u>-</u>	<u>56</u>	<u>-</u>	<u>-</u>	<u>-</u>	<u>-</u>	<u>-</u>
\$ <u>156</u>	\$ <u>69</u>	\$ <u>236</u>	\$ <u>172</u>	\$ <u>1,615</u>	\$ <u>194</u>	\$ <u>140</u>	\$ <u>75</u>	\$ <u>210</u>	\$ <u>14</u>
\$ 4	\$ -	\$ -	\$ 4	\$ 3	\$ -	\$ -	\$ -	\$ -	\$ -
-	-	-	-	-	-	-	-	-	-
-	-	-	-	-	-	-	-	-	-
-	-	-	-	-	-	-	-	-	-
-	-	-	-	-	-	-	-	-	-
-	-	-	-	-	-	-	-	-	-
-	-	-	-	-	-	-	-	-	-
<u>4</u>	<u>-</u>	<u>-</u>	<u>4</u>	<u>3</u>	<u>-</u>	<u>-</u>	<u>-</u>	<u>-</u>	<u>-</u>
15	3	22	14	45	-	13	-	4	-
-	-	-	-	-	-	-	-	-	-
-	-	-	-	-	-	-	-	-	-
-	-	-	-	-	-	-	-	-	-
<u>15</u>	<u>3</u>	<u>22</u>	<u>14</u>	<u>45</u>	<u>-</u>	<u>13</u>	<u>-</u>	<u>4</u>	<u>-</u>
19	3	22	18	48	-	13	-	4	-
1	-	2	-	56	-	-	-	-	-
-	-	-	-	-	-	73	-	-	-
<u>136</u>	<u>66</u>	<u>212</u>	<u>154</u>	<u>1,511</u>	<u>194</u>	<u>54</u>	<u>75</u>	<u>206</u>	<u>14</u>
<u>137</u>	<u>66</u>	<u>214</u>	<u>154</u>	<u>1,567</u>	<u>194</u>	<u>127</u>	<u>75</u>	<u>206</u>	<u>14</u>
\$ <u>156</u>	\$ <u>69</u>	\$ <u>236</u>	\$ <u>172</u>	\$ <u>1,615</u>	\$ <u>194</u>	\$ <u>140</u>	\$ <u>75</u>	\$ <u>210</u>	\$ <u>14</u>
LOUISIANA BOARD OF CHIROPRACTIC EXAMINERS	BOARD OF EXAMINERS IN DIETETICS & NUTRITION	LOUISIANA BOARD OF EXAMINERS OF SPEECH-LANGUAGE PATHOLOGY & AUDIOLOGY	LOUISIANA BOARD OF MASSAGE THERAPY	LOUISIANA BOARD OF PHARMACY	CATFISH PROMOTION AND RESEARCH BOARD	LOUISIANA CEMETERY BOARD	LOUISIANA CRAWFISH PROMOTION AND RESEARCH PROGRAM	LOUISIANA LICENSED PROFESSIONAL COUNSELORS BOARD OF EXAMINERS	LOUISIANA LICENSED PROFESSIONAL VOCATIONAL REHABILITATION COUNSELORS BRD
\$ -	\$ -	\$ -	\$ -	\$ -	\$ -	\$ -	\$ -	\$ -	\$ -
-	-	-	-	-	-	-	-	-	-
-	1	3	3	-	-	-	-	2	-
135	67	197	312	1,147	-	165	-	149	27
-	-	-	-	-	-	-	-	-	-
<u>135</u>	<u>68</u>	<u>200</u>	<u>315</u>	<u>1,147</u>	<u>-</u>	<u>165</u>	<u>-</u>	<u>151</u>	<u>27</u>
-	46	-	-	937	-	-	-	-	-
147	-	177	276	83	-	161	-	169	33
-	-	-	-	9	-	-	-	-	-
-	-	1	-	-	-	-	-	-	-
<u>147</u>	<u>46</u>	<u>178</u>	<u>276</u>	<u>1,029</u>	<u>-</u>	<u>161</u>	<u>-</u>	<u>169</u>	<u>33</u>
(12)	22	22	39	118	-	4	-	(18)	(6)
-	-	-	-	-	-	-	-	-	-
4	-	-	-	78	-	10	-	-	-
-	-	-	-	-	-	-	-	-	-
-	-	-	-	-	-	-	-	-	-
30	-	8	-	-	-	-	-	-	-
<u>34</u>	<u>-</u>	<u>8</u>	<u>-</u>	<u>78</u>	<u>-</u>	<u>10</u>	<u>-</u>	<u>-</u>	<u>-</u>
22	22	30	39	196	-	14	-	(18)	(6)
-	-	-	-	-	-	-	-	-	-
22	22	30	39	196	-	14	-	(18)	(6)
115	44	184	115	1,371	194	113	75	224	20
\$ <u>137</u>	\$ <u>66</u>	\$ <u>214</u>	\$ <u>154</u>	\$ <u>1,567</u>	\$ <u>194</u>	\$ <u>127</u>	\$ <u>75</u>	\$ <u>206</u>	\$ <u>14</u>

**STATE OF LOUISIANA
STATEMENT OF NET ASSETS
BOARDS AND COMMISSIONS *
JUNE 30, 2002
(EXPRESSED IN THOUSANDS)**

	LOUISIANA PROFESSIONAL ENGINEERING & LAND SURVEYING BOARD	LOUISIANA REAL ESTATE APPRAISERS STATE BRD OF CERTIFICATION	LOUISIANA REAL ESTATE COMMISSION	LOUISIANA RICE PROMOTION BOARD	LOUISIANA RICE RESEARCH BOARD	LOUISIANA SOYBEAN AND GRAIN RESEARCH & PROMOTION BOARD	LOUISIANA STATE BRD OF CERTIFICATION OF SUBSTANCE ABUSE COUNSELORS
ASSETS							
CURRENT ASSETS:							
CASH AND CASH EQUIVALENTS	\$ 709	\$ 90	\$ 2,695	\$ 39	\$ 1,279	\$ 1,382	\$ 38
INVESTMENTS	-	-	555	-	-	-	-
RECEIVABLES (NET)	-	-	8	56	95	18	18
INVENTORIES (AT COST)	-	-	-	-	-	-	-
PREPAYMENTS	-	-	-	-	-	-	-
OTHER CURRENT ASSETS	-	-	1	-	-	-	-
TOTAL CURRENT ASSETS	<u>709</u>	<u>90</u>	<u>3,259</u>	<u>95</u>	<u>1,374</u>	<u>1,400</u>	<u>56</u>
NONCURRENT ASSETS:							
RESTRICTED ASSETS	-	-	-	-	-	-	-
CASH	-	-	-	-	-	-	-
RECEIVABLES	-	-	-	-	-	-	-
CAPITAL ASSETS (NET OF ACCUM DEPREC)	-	-	-	-	-	-	-
LAND	-	-	198	-	-	-	-
BUILDINGS AND IMPROVEMENTS	-	-	189	-	-	-	-
MACHINERY AND EQUIPMENT	11	-	67	-	-	-	2
OTHER NONCURRENT ASSETS	-	-	-	-	-	-	-
TOTAL NONCURRENT ASSETS	<u>11</u>	<u>-</u>	<u>454</u>	<u>-</u>	<u>-</u>	<u>-</u>	<u>2</u>
TOTAL ASSETS	\$ <u>720</u>	\$ <u>90</u>	\$ <u>3,713</u>	\$ <u>95</u>	\$ <u>1,374</u>	\$ <u>1,400</u>	\$ <u>58</u>
LIABILITIES							
CURRENT LIABILITIES:							
ACCOUNTS PAYABLE AND ACCRUALS	\$ 1	\$ 14	\$ 136	\$ 55	\$ -	\$ 540	\$ 3
DEFERRED REVENUES	-	-	-	-	-	-	46
AMOUNTS HELD IN CUSTODY FOR OTHERS	-	-	99	-	-	-	-
OTHER CURRENT LIABILITIES	-	-	-	-	-	-	-
CURRENT PORTION OF L/T LIABILITIES:							
COMPENSATED ABSENCES PAYABLE	-	5	47	-	-	-	-
CAPITAL LEASE OBLIGATIONS	-	-	-	-	-	-	-
NOTES PAYABLE	-	-	-	-	-	-	1
OTHER LONG-TERM LIABILITIES	-	-	-	-	-	-	-
TOTAL CURRENT LIABILITIES	<u>1</u>	<u>19</u>	<u>282</u>	<u>55</u>	<u>-</u>	<u>540</u>	<u>50</u>
NONCURRENT LIABILITIES:							
NONCURRENT PORTION OF L/T LIABILITIES:							
COMPENSATED ABSENCES PAYABLE	50	3	27	-	-	-	3
CAPITAL LEASE OBLIGATIONS	-	-	-	-	-	-	-
NOTES PAYABLE	-	-	-	-	-	-	22
OTHER LONG-TERM LIABILITIES	-	-	-	-	-	-	-
TOTAL NONCURRENT LIABILITIES	<u>50</u>	<u>3</u>	<u>27</u>	<u>-</u>	<u>-</u>	<u>-</u>	<u>25</u>
TOTAL LIABILITIES	51	22	309	55	-	540	75
NET ASSETS							
INVESTED IN CAP ASSETS, NET OF RELATED DEBT	11	-	454	-	-	-	2
RESTRICTED FOR OTHER SPECIFIC PURPOSES	-	-	400	-	-	-	-
UNRESTRICTED	<u>658</u>	<u>68</u>	<u>2,550</u>	<u>40</u>	<u>1,374</u>	<u>860</u>	<u>(19)</u>
TOTAL NET ASSETS	669	68	3,404	40	1,374	860	(17)
TOTAL LIABILITIES AND NET ASSETS	\$ <u>720</u>	\$ <u>90</u>	\$ <u>3,713</u>	\$ <u>95</u>	\$ <u>1,374</u>	\$ <u>1,400</u>	\$ <u>58</u>

**STATE OF LOUISIANA
STATEMENT OF REVENUES, EXPENSES,
AND CHANGES IN FUND NET ASSETS
BOARDS AND COMMISSIONS *
FOR THE YEAR ENDED JUNE 30, 2002
(EXPRESSED IN THOUSANDS)**

	LOUISIANA PROFESSIONAL ENGINEERING AND LAND SURVEYING BOARD	LOUISIANA REAL ESTATE APPRAISERS STATE BOARD OF CERTIFICATION	LOUISIANA REAL ESTATE COMMISSION	LOUISIANA RICE PROMOTION BOARD	LOUISIANA RICE RESEARCH BOARD	LOUISIANA SOYBEAN AND GRAIN RESEARCH & PROMOTION BOARD	LOUISIANA STATE BRD OF CERTIFICATION OF SUBSTANCE ABUSE COUNSELORS
OPERATING REVENUES:							
SALES OF COMMODITIES AND SERVICES	\$ -	\$ -	\$ -	\$ -	\$ -	\$ -	\$ -
ASSESSMENTS	-	-	-	845	1,574	728	-
USE OF MONEY AND PROPERTY	-	-	-	-	-	32	-
LICENSES, PERMITS, AND FEES	988	149	1,625	-	-	-	101
OTHER	-	-	-	-	-	-	1
TOTAL OPERATING REVENUES	<u>988</u>	<u>149</u>	<u>1,625</u>	<u>845</u>	<u>1,574</u>	<u>760</u>	<u>102</u>
OPERATING EXPENSES:							
COST OF SALES AND SERVICES	-	-	-	-	-	-	-
ADMINISTRATIVE	1,190	170	2,669	850	1,565	671	101
DEPRECIATION	-	-	55	-	-	-	1
AMORTIZATION	-	-	-	-	-	-	-
TOTAL OPERATING EXPENSES	<u>1,190</u>	<u>170</u>	<u>2,724</u>	<u>850</u>	<u>1,565</u>	<u>671</u>	<u>102</u>
OPERATING INCOME (LOSS)	(202)	(21)	(1,099)	(5)	9	89	-
NONOPERATING REVENUES (EXPENSES):							
INTERGOVERNMENTAL REVENUES (EXPENSES)	-	-	-	-	-	-	-
USE OF MONEY AND PROPERTY	24	2	64	-	18	-	-
FEDERAL GRANTS	-	-	-	-	-	-	-
INTEREST EXPENSE	-	-	-	-	-	-	-
OTHER	-	24	1,099	-	-	-	-
TOTAL NONOPERATING REVENUES (EXPENSES)	<u>24</u>	<u>26</u>	<u>1,163</u>	<u>-</u>	<u>18</u>	<u>-</u>	<u>-</u>
INCOME (LOSS) BEFORE CONTRIBUTIONS & TRANSFERS	(178)	5	64	(5)	27	89	-
CAPITAL CONTRIBUTIONS							
CHANGE IN NET ASSETS	(178)	5	64	(5)	27	89	-
NET ASSETS - BEGINNING	<u>847</u>	<u>63</u>	<u>3,340</u>	<u>45</u>	<u>1,347</u>	<u>771</u>	<u>(17)</u>
NET ASSETS - ENDING	\$ <u>669</u>	\$ <u>68</u>	\$ <u>3,404</u>	\$ <u>40</u>	\$ <u>1,374</u>	\$ <u>860</u>	\$ <u>(17)</u>

* Shown as Enterprise Funds on pages 118 & 120 of the CAFR

LOUISIANA STATE BOARD OF DENTISTRY	LOUISIANA STATE BOARD OF ELECTROLYSIS EXAMINERS	LOUISIANA STATE BRD OF EMBALMERS & FUNERAL DIRECTORS	LOUISIANA STATE BOARD OF EXAMINERS FOR SANITARIANS	LOUISIANA STATE BOARD OF HEARING AID DEALERS	LOUISIANA STATE BOARD OF INTERIOR DESIGNERS	LOUISIANA STATE BOARD OF MEDICAL EXAMINERS	LOUISIANA STATE BOARD OF NURSING	LOUISIANA STATE BOARD OF OPTOMETRY EXAMINERS	LOUISIANA STATE BOARD OF PHYSICAL THERAPY EXAMINERS
\$ 555	\$ 10	\$ 368	\$ 19	\$ 28	\$ 60	\$ 3,942	\$ 2,995	\$ 387	\$ 366
-	-	-	-	-	-	349	1	-	-
4	-	-	-	-	1	4	-	-	-
-	-	1	-	-	-	13	19	-	-
<u>559</u>	<u>10</u>	<u>369</u>	<u>19</u>	<u>28</u>	<u>61</u>	<u>4,308</u>	<u>3,015</u>	<u>387</u>	<u>366</u>
-	-	-	-	-	-	-	-	-	-
-	-	-	-	-	-	992	-	-	-
-	-	-	-	-	-	65	-	-	-
-	-	-	-	-	-	100	-	-	-
-	-	-	-	-	-	1,261	-	-	-
39	1	11	-	-	-	139	23	11	-
-	-	-	-	-	-	11	-	-	-
<u>39</u>	<u>1</u>	<u>11</u>	<u>-</u>	<u>-</u>	<u>-</u>	<u>2,568</u>	<u>23</u>	<u>11</u>	<u>-</u>
<u>\$ 598</u>	<u>\$ 11</u>	<u>\$ 380</u>	<u>\$ 19</u>	<u>\$ 28</u>	<u>\$ 61</u>	<u>\$ 6,876</u>	<u>\$ 3,038</u>	<u>\$ 398</u>	<u>\$ 366</u>
\$ 21	\$ -	\$ 1	\$ -	\$ -	\$ 2	\$ 62	\$ 109	\$ 1	\$ 4
-	6	110	-	-	-	1,441	-	25	-
-	-	1	-	-	-	-	-	-	-
-	-	-	-	-	-	-	-	-	-
-	-	10	-	-	-	-	-	-	-
-	-	-	-	-	-	-	-	-	-
-	-	-	-	-	-	-	-	-	-
<u>21</u>	<u>6</u>	<u>122</u>	<u>-</u>	<u>-</u>	<u>2</u>	<u>1,503</u>	<u>109</u>	<u>26</u>	<u>4</u>
29	-	7	-	-	3	102	128	-	6
-	-	-	-	-	-	-	-	-	-
-	-	-	-	-	-	-	-	-	-
<u>29</u>	<u>-</u>	<u>7</u>	<u>-</u>	<u>-</u>	<u>3</u>	<u>102</u>	<u>128</u>	<u>-</u>	<u>6</u>
50	6	129	-	-	5	1,605	237	26	10
-	-	-	-	-	-	-	-	-	-
-	1	11	-	-	-	1,500	23	11	-
-	-	-	-	-	-	909	-	-	-
<u>548</u>	<u>4</u>	<u>240</u>	<u>19</u>	<u>28</u>	<u>56</u>	<u>2,862</u>	<u>2,778</u>	<u>361</u>	<u>356</u>
<u>548</u>	<u>5</u>	<u>251</u>	<u>19</u>	<u>28</u>	<u>56</u>	<u>5,271</u>	<u>2,801</u>	<u>372</u>	<u>356</u>
<u>\$ 598</u>	<u>\$ 11</u>	<u>\$ 380</u>	<u>\$ 19</u>	<u>\$ 28</u>	<u>\$ 61</u>	<u>\$ 6,876</u>	<u>\$ 3,038</u>	<u>\$ 398</u>	<u>\$ 366</u>
LOUISIANA STATE BOARD OF DENTISTRY	LOUISIANA STATE BOARD OF ELECTROLYSIS EXAMINERS	LOUISIANA STATE BRD OF EMBALMERS & FUNERAL DIRECTORS	LOUISIANA STATE BOARD OF EXAMINERS FOR SANITARIANS	LOUISIANA STATE BOARD OF HEARING AID DEALERS	LOUISIANA STATE BOARD OF INTERIOR DESIGNERS	LOUISIANA STATE BOARD OF MEDICAL EXAMINERS	LOUISIANA STATE BOARD OF NURSING	LOUISIANA STATE BOARD OF OPTOMETRY EXAMINERS	LOUISIANA STATE BOARD OF PHYSICAL THERAPY EXAMINERS
\$ 14	\$ -	\$ -	\$ -	\$ -	\$ -	\$ -	\$ 122	\$ -	\$ -
93	-	22	-	-	-	-	-	-	-
-	-	-	-	-	1	28	69	-	-
810	18	280	16	14	75	3,533	2,437	105	262
15	-	1	-	1	-	104	-	-	-
<u>932</u>	<u>18</u>	<u>303</u>	<u>16</u>	<u>15</u>	<u>76</u>	<u>3,665</u>	<u>2,628</u>	<u>105</u>	<u>262</u>
872	-	117	-	-	-	3,958	776	58	-
73	19	185	11	-	79	-	1,517	-	293
5	-	5	-	-	-	103	84	2	-
-	-	-	-	-	-	-	-	-	-
<u>950</u>	<u>19</u>	<u>307</u>	<u>11</u>	<u>-</u>	<u>79</u>	<u>4,061</u>	<u>2,377</u>	<u>60</u>	<u>293</u>
(18)	(1)	(4)	5	15	(3)	(396)	251	45	(31)
-	-	-	-	(17)	-	-	-	-	-
-	-	-	-	-	-	188	-	14	12
-	-	-	-	-	-	-	-	-	-
-	-	-	-	-	-	-	-	-	-
-	-	9	-	(6)	-	-	24	7	-
-	-	9	-	(23)	-	188	24	21	12
<u>(18)</u>	<u>(1)</u>	<u>5</u>	<u>5</u>	<u>(8)</u>	<u>(3)</u>	<u>(208)</u>	<u>275</u>	<u>66</u>	<u>(19)</u>
-	-	-	-	-	-	-	-	-	-
(18)	(1)	5	5	(8)	(3)	(208)	275	66	(19)
<u>566</u>	<u>6</u>	<u>246</u>	<u>14</u>	<u>36</u>	<u>59</u>	<u>5,479</u>	<u>2,526</u>	<u>306</u>	<u>375</u>
<u>\$ 548</u>	<u>\$ 5</u>	<u>\$ 251</u>	<u>\$ 19</u>	<u>\$ 28</u>	<u>\$ 56</u>	<u>\$ 5,271</u>	<u>\$ 2,801</u>	<u>\$ 372</u>	<u>\$ 356</u>

**STATE OF LOUISIANA
STATEMENT OF NET ASSETS
BOARDS AND COMMISSIONS *
JUNE 30, 2002
(EXPRESSED IN THOUSANDS)**

	LOUISIANA STATE BOARD OF PRACTICAL NURSE EXAMINERS	LOUISIANA STATE BOARD OF SOCIAL WORKERS EXAMINERS	LOUISIANA STATE BRD OF WHOLESALE DRUG DISTRIBUTORS	LOUISIANA STATE POLYGRAPH BOARD	LOUISIANA STATE RADIO AND TV TECHNICIANS BOARD	LOUISIANA STRAWBERRY MARKETING BOARD	LOUISIANA SWEET POTATO ADVERTISING & DEVELOPMENT
ASSETS							
CURRENT ASSETS:							
CASH AND CASH EQUIVALENTS	\$ 979	\$ 466	\$ 227	\$ 14	\$ 66	\$ 38	\$ 328
INVESTMENTS	-	-	-	-	-	-	-
RECEIVABLES (NET)	4	-	-	-	-	-	15
INVENTORIES (AT COST)	-	-	-	-	-	-	-
PREPAYMENTS	-	-	-	-	-	-	-
OTHER CURRENT ASSETS	-	-	-	-	-	-	-
TOTAL CURRENT ASSETS	<u>983</u>	<u>466</u>	<u>227</u>	<u>14</u>	<u>66</u>	<u>38</u>	<u>343</u>
NONCURRENT ASSETS:							
RESTRICTED ASSETS	-	-	-	-	-	-	-
CASH	-	-	60	-	-	-	-
RECEIVABLES	-	-	-	-	-	-	-
CAPITAL ASSETS (NET OF ACCUM DEPREC)	-	-	-	-	-	-	-
LAND	-	-	-	-	-	-	-
BUILDINGS AND IMPROVEMENTS	-	-	-	-	-	-	-
MACHINERY AND EQUIPMENT	25	-	1	-	21	-	-
OTHER NONCURRENT ASSETS	-	36	-	-	8	-	-
TOTAL NONCURRENT ASSETS	<u>25</u>	<u>36</u>	<u>61</u>	<u>-</u>	<u>29</u>	<u>-</u>	<u>-</u>
TOTAL ASSETS	\$ <u>1,008</u>	\$ <u>502</u>	\$ <u>288</u>	\$ <u>14</u>	\$ <u>95</u>	\$ <u>38</u>	\$ <u>343</u>
LIABILITIES							
CURRENT LIABILITIES:							
ACCOUNTS PAYABLE AND ACCRUALS	\$ 12	\$ 7	\$ -	\$ -	\$ -	\$ -	\$ 19
DEFERRED REVENUES	-	-	-	-	-	-	-
AMOUNTS HELD IN CUSTODY FOR OTHERS	-	-	-	-	1	-	-
OTHER CURRENT LIABILITIES	-	-	-	-	-	-	-
CURRENT PORTION OF L/T LIABILITIES:							
COMPENSATED ABSENCES PAYABLE	-	-	-	-	-	-	-
CAPITAL LEASE OBLIGATIONS	-	-	-	-	-	-	-
NOTES PAYABLE	-	-	-	-	-	-	-
OTHER LONG-TERM LIABILITIES	-	-	-	-	8	-	-
TOTAL CURRENT LIABILITIES	<u>12</u>	<u>7</u>	<u>-</u>	<u>-</u>	<u>9</u>	<u>-</u>	<u>19</u>
NONCURRENT LIABILITIES:							
NONCURRENT PORTION OF L/T LIABILITIES:							
COMPENSATED ABSENCES PAYABLE	52	36	6	-	-	-	-
CAPITAL LEASE OBLIGATIONS	-	-	-	-	-	-	-
NOTES PAYABLE	-	-	-	-	-	-	-
OTHER LONG-TERM LIABILITIES	-	-	-	-	-	-	-
TOTAL NONCURRENT LIABILITIES	<u>52</u>	<u>36</u>	<u>6</u>	<u>-</u>	<u>-</u>	<u>-</u>	<u>-</u>
TOTAL LIABILITIES	<u>64</u>	<u>43</u>	<u>6</u>	<u>-</u>	<u>9</u>	<u>-</u>	<u>19</u>
NET ASSETS							
INVESTED IN CAP ASSETS, NET OF RELATED DEBT	25	-	1	-	-	-	-
RESTRICTED FOR OTHER SPECIFIC PURPOSES	-	-	60	-	-	-	-
UNRESTRICTED	919	459	221	14	86	38	324
TOTAL NET ASSETS	<u>944</u>	<u>459</u>	<u>282</u>	<u>14</u>	<u>86</u>	<u>38</u>	<u>324</u>
TOTAL LIABILITIES AND NET ASSETS	\$ <u>1,008</u>	\$ <u>502</u>	\$ <u>288</u>	\$ <u>14</u>	\$ <u>95</u>	\$ <u>38</u>	\$ <u>343</u>

**STATE OF LOUISIANA
STATEMENT OF REVENUES, EXPENSES,
AND CHANGES IN FUND NET ASSETS
BOARDS AND COMMISSIONS *
FOR THE YEAR ENDED JUNE 30, 2002
(EXPRESSED IN THOUSANDS)**

	LOUISIANA STATE BOARD OF PRACTICAL NURSE EXAMINERS	LOUISIANA STATE BOARD OF SOCIAL WORKERS EXAMINERS	LOUISIANA STATE BRD OF WHOLESALE DRUG DISTRIBUTORS	LOUISIANA STATE POLYGRAPH BOARD	LOUISIANA STATE RADIO AND TV TECHNICIANS BOARD	LOUISIANA STRAWBERRY MARKETING BOARD	LOUISIANA SWEET POTATO ADVERTISING & DEVELOPMENT
OPERATING REVENUES:							
SALES OF COMMODITIES AND SERVICES	\$ 33	\$ -	\$ -	\$ -	\$ -	\$ -	\$ -
ASSESSMENTS	44	-	-	-	-	13	264
USE OF MONEY AND PROPERTY	20	11	7	-	-	-	-
LICENSES, PERMITS, AND FEES	864	452	199	5	62	-	-
OTHER	1	-	-	-	-	-	-
TOTAL OPERATING REVENUES	<u>962</u>	<u>463</u>	<u>206</u>	<u>5</u>	<u>62</u>	<u>13</u>	<u>264</u>
OPERATING EXPENSES:							
COST OF SALES AND SERVICES	-	303	-	4	-	1	210
ADMINISTRATIVE	755	-	171	1	62	-	8
DEPRECIATION	8	3	1	-	-	-	-
AMORTIZATION	-	-	-	-	-	-	-
TOTAL OPERATING EXPENSES	<u>763</u>	<u>306</u>	<u>172</u>	<u>5</u>	<u>62</u>	<u>1</u>	<u>218</u>
OPERATING INCOME (LOSS)	<u>199</u>	<u>157</u>	<u>34</u>	<u>-</u>	<u>-</u>	<u>12</u>	<u>46</u>
NONOPERATING REVENUES (EXPENSES):							
INTERGOVERNMENTAL REVENUES (EXPENSES)	-	-	-	-	-	-	(47)
USE OF MONEY AND PROPERTY	-	-	-	-	-	-	9
FEDERAL GRANTS	-	-	-	-	-	15	-
INTEREST EXPENSE	-	-	-	-	-	-	-
OTHER	-	16	-	-	(36)	-	6
TOTAL NONOPERATING REVENUES (EXPENSES)	<u>-</u>	<u>16</u>	<u>-</u>	<u>-</u>	<u>(36)</u>	<u>15</u>	<u>(32)</u>
INCOME (LOSS) BEFORE CONTRIBUTIONS & TRANSFERS	<u>199</u>	<u>173</u>	<u>34</u>	<u>-</u>	<u>(36)</u>	<u>27</u>	<u>14</u>
CAPITAL CONTRIBUTIONS							
CHANGE IN NET ASSETS	199	173	34	-	(36)	27	14
NET ASSETS - BEGINNING	745	286	248	14	122	11	310
NET ASSETS - ENDING	\$ <u>944</u>	\$ <u>459</u>	\$ <u>282</u>	\$ <u>14</u>	\$ <u>86</u>	\$ <u>38</u>	\$ <u>324</u>

* Shown as Enterprise Funds on pages 118 & 120 of the CAFR

LOUISIANA TAX FREE SHOPPING COMMISSION	OFFICE OF THE CUSTODIAN OF NOTORIAL RECORDS OF ORLEANS PARISH	RADIOLOGIC TECHNOLOGY BOARD OF EXAMINERS	STATE BRD OF CERT PUBLIC ACCOUNTANTS OF LOUISIANA	STATE BOARD OF EXAMINERS OF PSYCHOLOGISTS	STATE BRD OF VETERINARY MEDICAL EXAMINERS	STATE BOXING & WRESTLING COMMISSION	WATCHMAKERS BOARD FUND	TOTALS
\$ 413	\$ 838	\$ 416	\$ 803	\$ 157	\$ 210	\$ 31	\$ 1	\$ 22,871
-	-	-	-	-	-	-	-	1,926
118	18	-	12	2	-	7	-	1,024
12	-	-	-	-	-	-	-	12
-	4	-	5	-	-	-	-	24
-	4	-	-	-	-	-	-	46
<u>543</u>	<u>864</u>	<u>416</u>	<u>820</u>	<u>159</u>	<u>210</u>	<u>38</u>	<u>1</u>	<u>25,903</u>
-	-	-	-	-	-	-	-	-
-	-	-	-	-	-	-	-	1,052
-	-	-	-	-	-	-	-	65
-	-	-	-	-	-	-	-	298
-	-	-	-	-	-	-	-	1,450
-	103	-	2	-	-	8	-	594
-	-	-	-	-	-	-	-	101
-	103	-	2	-	-	8	-	3,560
<u>\$ 543</u>	<u>\$ 967</u>	<u>\$ 416</u>	<u>\$ 822</u>	<u>\$ 159</u>	<u>\$ 210</u>	<u>\$ 46</u>	<u>\$ 1</u>	<u>\$ 29,463</u>

\$ 214	\$ 40	\$ -	\$ 14	\$ 1	\$ 11	\$ 24	\$ -	\$ 1,487
-	13	1	1	103	-	-	-	1,775
-	-	-	-	-	-	-	-	101
-	-	1	-	-	-	-	-	3
-	15	-	1	-	-	-	-	78
-	-	-	-	-	-	-	-	2
-	-	-	-	-	-	-	-	1
-	8	-	-	-	-	-	-	16
<u>214</u>	<u>76</u>	<u>2</u>	<u>16</u>	<u>104</u>	<u>11</u>	<u>24</u>	<u>-</u>	<u>3,463</u>
14	-	-	40	6	2	-	-	647
-	62	-	-	-	-	-	-	62
-	-	-	-	-	-	-	-	22
-	-	-	-	-	-	-	-	19
<u>14</u>	<u>62</u>	<u>-</u>	<u>40</u>	<u>6</u>	<u>2</u>	<u>-</u>	<u>-</u>	<u>750</u>
<u>228</u>	<u>138</u>	<u>2</u>	<u>56</u>	<u>110</u>	<u>13</u>	<u>24</u>	<u>-</u>	<u>4,213</u>
-	40	-	2	-	-	-	-	2,211
-	789	-	-	-	-	-	-	2,231
<u>315</u>	<u>-</u>	<u>414</u>	<u>764</u>	<u>49</u>	<u>197</u>	<u>22</u>	<u>1</u>	<u>20,808</u>
<u>315</u>	<u>829</u>	<u>414</u>	<u>766</u>	<u>49</u>	<u>197</u>	<u>22</u>	<u>1</u>	<u>25,250</u>
<u>\$ 543</u>	<u>\$ 967</u>	<u>\$ 416</u>	<u>\$ 822</u>	<u>\$ 159</u>	<u>\$ 210</u>	<u>\$ 46</u>	<u>\$ 1</u>	<u>\$ 29,463</u>

LOUISIANA TAX FREE SHOPPING COMMISSION	OFFICE OF THE CUSTODIAN OF NOTORIAL RECORDS OF ORLEANS PARISH	RADIOLOGIC TECHNOLOGY BOARD OF EXAMINERS	STATE BOARD OF CERTIFIED PUBLIC ACCOUNTANTS OF LOUISIANA	STATE BOARD OF EXAMINERS OF PSYCHOLOGISTS	STATE BOARD OF VETERINARY MEDICAL EXAMINERS	STATE BOXING & WRESTLING COMMISSION	WATCHMAKERS BOARD FUND	TOTALS
\$ 412	\$ -	\$ 4	\$ -	\$ -	\$ -	\$ -	\$ -	\$ 834
-	-	-	-	-	-	-	-	4,602
2	-	11	-	-	-	-	-	549
-	1,537	120	589	151	237	100	-	17,344
-	-	-	7	-	-	-	-	330
<u>414</u>	<u>1,537</u>	<u>135</u>	<u>596</u>	<u>151</u>	<u>237</u>	<u>100</u>	<u>-</u>	<u>23,659</u>
446	-	137	-	-	-	-	-	9,212
-	1,216	-	650	139	171	109	-	14,562
-	69	-	3	-	-	-	-	349
-	-	-	-	-	-	-	-	1
<u>446</u>	<u>1,285</u>	<u>137</u>	<u>653</u>	<u>139</u>	<u>171</u>	<u>109</u>	<u>-</u>	<u>24,124</u>
<u>(32)</u>	<u>252</u>	<u>(2)</u>	<u>(57)</u>	<u>12</u>	<u>66</u>	<u>(9)</u>	<u>-</u>	<u>(465)</u>
-	-	-	-	-	-	-	-	(64)
-	11	-	21	2	4	-	-	479
-	-	-	-	-	-	-	-	15
-	(3)	-	-	-	-	-	-	(3)
9	-	-	-	-	-	-	-	1,195
<u>9</u>	<u>8</u>	<u>-</u>	<u>21</u>	<u>2</u>	<u>4</u>	<u>-</u>	<u>-</u>	<u>1,622</u>
<u>(23)</u>	<u>260</u>	<u>(2)</u>	<u>(36)</u>	<u>14</u>	<u>70</u>	<u>(9)</u>	<u>-</u>	<u>1,157</u>
-	-	-	-	-	-	-	-	2
<u>(23)</u>	<u>260</u>	<u>(2)</u>	<u>(36)</u>	<u>14</u>	<u>70</u>	<u>(9)</u>	<u>-</u>	<u>1,159</u>
<u>338</u>	<u>569</u>	<u>416</u>	<u>802</u>	<u>35</u>	<u>127</u>	<u>31</u>	<u>1</u>	<u>24,091</u>
<u>\$ 315</u>	<u>\$ 829</u>	<u>\$ 414</u>	<u>\$ 766</u>	<u>\$ 49</u>	<u>\$ 197</u>	<u>\$ 22</u>	<u>\$ 1</u>	<u>\$ 25,250</u>

STATE OF LOUISIANA
STATEMENT OF CASH FLOWS
BOARDS AND COMMISSIONS *
FOR THE YEAR ENDED JUNE 30, 2002

(EXPRESSED IN THOUSANDS)	BARBER EXAMINERS BOARD	BOARD OF EXAMINERS OF CERTIFIED SHORTHAND REPT	BOARD OF EXAMINERS OF NURSING FACILITY ADMINISTRATORS	DAIRY INDUSTRY PROMOTION BOARD	LOUISIANA AUCTIONEERS LICENSING BOARD	LOUISIANA BEEF INDUSTRY COUNCIL	LOUISIANA BOARD OF ARCHITECTURAL EXAMINERS
CASH FLOWS FROM OPERATING ACTIVITIES:							
CASH RECEIVED FROM CUSTOMERS	\$ 293	\$ 109	\$ 370	\$ 618	\$ 112	\$ 434	\$ 346
CASH PAYMENTS TO SUPPLIERS FOR GOODS & SERVICES	(298)	(57)	(194)	(674)	(49)	(428)	(141)
CASH PAYMENTS TO EMPLOYEES FOR SERVICES		(26)	(155)		(23)		(143)
PAYMENT IN LIEU OF TAXES							
CLAIMS PAID TO OUTSIDERS							
OTHER OPERATING REVENUES							
NET CASH PROVIDED (USED) BY OPERATING ACTIVITIES	(5)	26	21	(56)	40	6	62
CASH FLOWS FROM NONCAPITAL FINANCING ACTIVITIES:							
STATE APPROPRIATIONS							
PRINCIPAL PAID ON NOTES PAYABLE							
OTHER				4			
NET CASH PROVIDED (USED) BY NONCAPITAL FINANCING AC	-	-	-	4	-	-	-
CASH FLOWS FROM CAPITAL AND RELATED FINANCING ACTIVITIES:							
PROCEEDS FROM ISSUANCE OF NOTES PAYABLE							
PRINCIPAL PAID ON NOTES PAYABLE							
INTEREST PAID ON NOTES PAYABLE							
ACQUISITION/CONSTRUCTION OF CAPITAL ASSETS							
CAPITAL CONTRIBUTIONS	2						
OTHER							
NET CASH (PROVIDED) USED FOR CAPITAL AND RELATED FIN	2	-	-	-	-	-	-
CASH FLOWS FROM INVESTING ACTIVITIES:							
PURCHASES OF INVESTMENT SECURITIES							
PROCEEDS FROM SALE OF INVESTMENT SECURITIES							
INTEREST & DIVIDENDS EARNED ON INVESTMENT SECURITI	9		2	9	2	6	12
NET CASH PROVIDED (USED) BY INVESTING ACTIVITIES	9	-	2	9	2	6	12
NET INCREASE/DECREASE IN CASH AND CASH EQUIVALENTS	6	26	23	(43)	42	12	74
CASH AND CASH EQUIVALENTS AT BEGINNING OF YEAR	139	190	146	376	194	166	220
CASH AND CASH EQUIVALENTS AT END OF YEAR	\$ 145	\$ 216	\$ 169	\$ 333	\$ 236	\$ 178	\$ 294
RECONCILIATION OF OPERATING INCOME (LOSS) TO NET CASH PROVIDED (USED) BY OPERATING ACTIVITIES:							
OPERATING INCOME (LOSS)	\$ (7)	\$ 28	\$ 18	\$ (80)	\$ 38	\$ (17)	\$ 74
ADJUSTMENTS TO RECONCILE OPERATING INCOME (LOSS) TO NET CASH PROVIDED BY OPERATING ACTIVITIES:							
DEPRECIATION	1						
PROVISION FOR UNCOLLECTIBLE ACCOUNTS							
OTHER							
CHANGES IN ASSETS AND LIABILITIES:							
(INCREASE)DECREASE IN ACCOUNTS RECEIVABLE		(1)	27	49		(11)	(11)
(INCREASE)DECREASE IN PREPAYMENTS					1		
(INCREASE)DECREASE IN INVENTORIES							
(INCREASE)DECREASE IN OTHER ASSETS							
INCREASE (DECREASE) IN ACCOUNTS PAYABLE	(1)	(1)	(5)	(25)	1	34	(1)
INCREASE (DECREASE) IN ACCRUED PAYROLL AND RELATE	(4)						
INCREASE (DECREASE) IN COMPENSATED ABSENCES PAYABLE							
INCREASE (DECREASE) IN DUE TO OTHER FUNDS							
INCREASE (DECREASE) IN DEFERRED REVENUES			(19)				
INCREASE (DECREASE) IN OTHER LIABILITIES	6						
NET CASH PROVIDED BY OPERATING ACTIVITIES	\$ (5)	\$ 26	\$ 21	\$ (56)	\$ 40	\$ 6	\$ 62

* Shown as Enterprise Funds on page 122 of the CAFR

STATE OF LOUISIANA
STATEMENT OF CASH FLOWS
BOARDS AND COMMISSIONS *
FOR THE YEAR ENDED JUNE 30, 2002

(EXPRESSED IN THOUSANDS)

	LOUISIANA PROFESSIONAL ENGINEERING AND LAND SURVEYING BOARD	LOUISIANA REAL ESTATE APPRAISERS STATE BOARD OF CERTIFICATION	LOUISIANA REAL ESTATE COMMISSION	LOUISIANA RICE PROMOTION BOARD	LOUISIANA RICE RESEARCH BOARD	LOUISIANA SOYBEAN AND GRAIN RESEARCH & PROMOTION BOARD	LOUISIANA STATE BRD OF CERTIFICATION OF SUBSTANCE ABUSE COUNSELORS
CASH FLOWS FROM OPERATING ACTIVITIES:							
CASH RECEIVED FROM CUSTOMERS	\$ 988	\$ 150	\$ 1,627	\$ 800	\$ 1,574	\$ 730	\$ 93
CASH PAYMENTS TO SUPPLIERS FOR GOODS & SERVICES	(598)	(87)	(1,779)		(1,274)	(743)	(63)
CASH PAYMENTS TO EMPLOYEES FOR SERVICES	(600)	(80)	(842)				(36)
PAYMENT IN LIEU OF TAXES							
CLAIMS PAID TO OUTSIDERS							
OTHER OPERATING REVENUES		27	1,162	(806)			1
NET CASH PROVIDED (USED) BY OPERATING ACTIVITIES	(210)	10	168	(6)	300	(13)	(5)
CASH FLOWS FROM NONCAPITAL FINANCING ACTIVITIES:							
STATE APPROPRIATIONS							
PRINCIPAL PAID ON NOTES PAYABLE							(1)
OTHER							(3)
NET CASH PROVIDED (USED) BY NONCAPITAL FINANCING ACTIVITIES	-	-	-	-	-	-	(4)
CASH FLOWS FROM CAPITAL AND RELATED FINANCING ACTIVITIES:							
PROCEEDS FROM ISSUANCE OF NOTES PAYABLE							
PRINCIPAL PAID ON NOTES PAYABLE							
INTEREST PAID ON NOTES PAYABLE			(20)				
ACQUISITION/CONSTRUCTION OF CAPITAL ASSETS							
CAPITAL CONTRIBUTIONS							
OTHER							
NET CASH (PROVIDED) USED FOR CAPITAL AND RELATED FINANCING ACTIVITIES	-	-	(20)	-	-	-	-
CASH FLOWS FROM INVESTING ACTIVITIES:							
PURCHASES OF INVESTMENT SECURITIES			(11)				
PROCEEDS FROM SALE OF INVESTMENT SECURITIES							
INTEREST & DIVIDENDS EARNED ON INVESTMENT SECURITIES	24				18	32	
NET CASH PROVIDED (USED) BY INVESTING ACTIVITIES	24	-	(11)	-	18	32	-
NET INCREASE/DECREASE IN CASH AND CASH EQUIVALENTS	(186)	10	137	(6)	318	19	(9)
CASH AND CASH EQUIVALENTS AT BEGINNING OF YEAR	895	80	2,558	45	961	1,363	47
CASH AND CASH EQUIVALENTS AT END OF YEAR	\$ 709	\$ 90	\$ 2,695	\$ 39	\$ 1,279	\$ 1,382	\$ 38
RECONCILIATION OF OPERATING INCOME(LOSS) TO NET CASH PROVIDED (USED) BY OPERATING ACTIVITIES:							
OPERATING INCOME (LOSS)	\$ (202)	\$ (21)	\$ (1,099)	\$ (5)	\$ 9	\$ 89	\$ -
ADJUSTMENTS TO RECONCILE OPERATING INCOME (LOSS) TO NET CASH PROVIDED BY OPERATING ACTIVITIES:							
DEPRECIATION			55				1
PROVISION FOR UNCOLLECTIBLE ACCOUNTS							
OTHER	5		1,163				
CHANGES IN ASSETS AND LIABILITIES:							
(INCREASE)DECREASE IN ACCOUNTS RECEIVABLE	(24)	1		(45)	(73)	2	(14)
(INCREASE)DECREASE IN PREPAYMENTS							
(INCREASE)DECREASE IN INVENTORIES							
(INCREASE)DECREASE IN OTHER ASSETS			1	44	364		
INCREASE(DECREASE) IN ACCOUNTS PAYABLE	11	2	57			(72)	1
INCREASE(DECREASE) IN ACCRUED PAYROLL AND RELATED			2				
INCREASE(DECREASE) IN COMPENSATED ABSENCES PAYABLE		3	(1)				1
INCREASE(DECREASE) IN DUE TO OTHER FUNDS		(2)					
INCREASE(DECREASE) IN DEFERRED REVENUES							6
INCREASE(DECREASE) IN OTHER LIABILITIES		27	(10)			(32)	
NET CASH PROVIDED BY OPERATING ACTIVITIES	\$ (210)	\$ 10	\$ 168	\$ (6)	\$ 300	\$ (13)	\$ (5)

* Shown as Enterprise Funds on page 122 of the CAFR

LOUISIANA STATE BOARD OF DENTISTRY	LOUISIANA STATE BOARD OF ELECTROLYSIS EXAMINERS	LOUISIANA STATE BRD OF EMBALMERS & FUNERAL DIRECTORS	LOUISIANA STATE BOARD OF EXAMINERS FOR SANITARIANS	LOUISIANA STATE BOARD OF HEARING AID DEALERS	LOUISIANA STATE BOARD OF INTERIOR DESIGNERS	LOUISIANA STATE BOARD OF MEDICAL EXAMINERS	LOUISIANA STATE BOARD OF NURSING	LOUISIANA STATE BOARD OF OPTOMETRY EXAMINERS	LOUISIANA STATE BOARD OF PHYSICAL THERAPY EXAMINERS
\$ 919 (678) (265)	\$ 18 (13) (6)	\$ 300 (103) (160)	\$ 16 (11)	\$ 15	\$ 76 (54) (24)	\$ 3,994 (499) (1,592)	\$ 2,560 (1,093) (1,200)	\$ 105 (58)	\$ 262 (205) (85)
13		(37)				(1,975)	69		
(11)	(1)	-	5	15	(2)	(72)	336	47	(28)
	(3)	(12)		(23)					
-	(3)	(12)	-	(23)	-	-	-	-	-
(29)						(49)	(12)	(5)	
				(1)					
(29)	-	-	-	(1)	-	(49)	(12)	(5)	-
		(103) 115 9		1	1	216		14	13
-	-	21	-	1	1	216	-	14	13
(40)	(4)	9	5	(8)	(1)	95	324	56	(15)
595	14	359	14	36	61	4,839	2,671	331	381
\$ 555	\$ 10	\$ 368	\$ 19	\$ 28	\$ 60	\$ 4,934	\$ 2,995	\$ 387	\$ 366

\$ (18)	\$ (1)	\$ (4)	\$ 5	\$ 15	\$ (3)	\$ (396)	\$ 251	\$ 45	\$ (31)
5		5				103 108	84	2	
1					1 (1)	(106) -	(19) 15		
(6)					1	(3) (21) 72	10		3
7		2				(34) 205	(5)		
(11)	(1)	-	5	15	(2)	(72)	336	47	(28)

STATE OF LOUISIANA
STATEMENT OF CASH FLOWS
BOARDS AND COMMISSIONS *
FOR THE YEAR ENDED JUNE 30, 2002

(EXPRESSED IN THOUSANDS)

	LOUISIANA STATE BOARD OF PRACTICAL NURSE EXAMINERS	LOUISIANA STATE BOARD OF SOCIAL WORKERS EXAMINERS	LOUISIANA STATE BRD OF WHOLESALE DRUG DISTRIBUTORS	LOUISIANA STATE POLYGRAPH BOARD	LOUISIANA STATE RADIO AND TV TECHNICIANS BOARD	LOUISIANA STRAWBERRY MARKETING BOARD	LOUISIANA SWEET POTATO ADVERTISING & DEVELOPMENT
CASH FLOWS FROM OPERATING ACTIVITIES:							
CASH RECEIVED FROM CUSTOMERS	\$ 941	\$ 452	\$ 199	\$ 5	\$ 61	\$ 15	\$ 258
CASH PAYMENTS TO SUPPLIERS FOR GOODS & SERVICES	(206)	(215)	(44)	(5)	(9)	(2)	(204)
CASH PAYMENTS TO EMPLOYEES FOR SERVICES	(430)	(87)	(104)		(52)		
PAYMENT IN LIEU OF TAXES							
CLAIMS PAID TO OUTSIDERS							
OTHER OPERATING REVENUES	(84)	11	(14)		(27)		
NET CASH PROVIDED (USED) BY OPERATING ACTIVITIES	221	161	37	-	(27)	13	54
CASH FLOWS FROM NONCAPITAL FINANCING ACTIVITIES:							
STATE APPROPRIATIONS							
PRINCIPAL PAID ON NOTES PAYABLE							
OTHER	(6)					15	(41)
NET CASH PROVIDED (USED) BY NONCAPITAL FINANCING ACTIVITIES	(6)	-	-	-	-	15	(41)
CASH FLOWS FROM CAPITAL AND RELATED FINANCING ACTIVITIES:							
PROCEEDS FROM ISSUANCE OF NOTES PAYABLE							
PRINCIPAL PAID ON NOTES PAYABLE							
INTEREST PAID ON NOTES PAYABLE							
ACQUISITION/CONSTRUCTION OF CAPITAL ASSETS	(8)						
CAPITAL CONTRIBUTIONS							
OTHER							
NET CASH (PROVIDED) USED FOR CAPITAL AND RELATED FINANCING ACTIVITIES	(8)	-	-	-	-	-	-
CASH FLOWS FROM INVESTING ACTIVITIES:							
PURCHASES OF INVESTMENT SECURITIES							
PROCEEDS FROM SALE OF INVESTMENT SECURITIES							
INTEREST & DIVIDENDS EARNED ON INVESTMENT SECURITIES							9
NET CASH PROVIDED (USED) BY INVESTING ACTIVITIES	-	-	-	-	-	-	9
NET INCREASE/DECREASE IN CASH AND CASH EQUIVALENTS	207	161	37	-	(27)	28	22
CASH AND CASH EQUIVALENTS AT BEGINNING OF YEAR	772	305	250	14	93	10	306
CASH AND CASH EQUIVALENTS AT END OF YEAR	\$ 979	\$ 466	\$ 287	\$ 14	\$ 66	\$ 38	\$ 328
RECONCILIATION OF OPERATING INCOME (LOSS) TO NET CASH PROVIDED (USED) BY OPERATING ACTIVITIES:							
OPERATING INCOME (LOSS)	\$ 199	\$ 157	\$ 34	\$ -	\$ -	\$ 12	\$ 46
ADJUSTMENTS TO RECONCILE OPERATING INCOME (LOSS) TO NET CASH PROVIDED BY OPERATING ACTIVITIES:							
DEPRECIATION	8	3	1				
PROVISION FOR UNCOLLECTIBLE ACCOUNTS							
OTHER							
CHANGES IN ASSETS AND LIABILITIES:							
(INCREASE)DECREASE IN ACCOUNTS RECEIVABLE	2					1	(5)
(INCREASE)DECREASE IN PREPAYMENTS							
(INCREASE)DECREASE IN INVENTORIES							
(INCREASE)DECREASE IN OTHER ASSETS							
INCREASE (DECREASE) IN ACCOUNTS PAYABLE	1	1					13
INCREASE (DECREASE) IN ACCRUED PAYROLL AND RELATED	1						
INCREASE (DECREASE) IN COMPENSATED ABSENCES PAYABLE	10		2				
INCREASE (DECREASE) IN DUE TO OTHER FUNDS							
INCREASE (DECREASE) IN DEFERRED REVENUES							
INCREASE (DECREASE) IN OTHER LIABILITIES					(27)		
NET CASH PROVIDED BY OPERATING ACTIVITIES	\$ 221	\$ 161	\$ 37	\$ -	\$ (27)	\$ 13	\$ 54

* Shown as Enterprise Funds on page 122 of the CAFR

LOUISIANA TAX FREE SHOPPING COMMISSION	OFFICE OF THE CUSTODIAN OF NOTORIAL RECORDS OF ORLEANS PARISH	RADIOLOGIC TECHNOLOGY BOARD OF EXAMINERS	STATE BOARD OF CERTIFIED PUBLIC ACCOUNTANTS OF LOUISIANA	STATE BOARD OF EXAMINERS OF PSYCHOLOGISTS	STATE BOARD OF VETERINARY MEDICAL EXAMINERS	STATE BOXING & WRESTLING COMMISSION	WATCHMAKERS BOARD FUND	TOTALS
\$ 408 (163) (281)	\$ 1,526 (537) (622)	\$ 134 (41) (97)	\$ 584 (345) (325)	\$ 151 (60) (64)	\$ 237 (121) (53)	\$ 100 (109)		\$ 23,613 (12,067) (8,204) (97) (1,975) 323
2								
(34)	367	(4)	(86)	27	63	(9)	-	1,593
170								170
116						28		(1) 77
286	-	-	-	-	-	28	-	246
	68 (20) (3) (79)							68 (20) (3) (222) 2 (1)
-	(34)	-	-	-	-	-	-	(176)
								(259) 115
	10		22	2	5			508
-	10	-	22	2	5	-	-	364
252	343	(4)	(64)	29	68	19	-	2,027
161	495	420	867	128	142	12	1	21,896
\$ 413	\$ 838	\$ 416	\$ 803	\$ 157	\$ 210	\$ 31	\$ 1	\$ 23,923
\$ (32)	\$ 252	\$ (2)	\$ (57)	\$ 12	\$ 66	\$ (9)		\$ (465)
	69		3			(9)		350 108 1,202
(4)	(12)		(9)					(281)
(7)	42		(1)					57 (7) 406
16	5		(19)	15	2			23
(7)	10		2					77
	1		(2)					24
		(1)	(2)		(5)			(2) (58)
		(1)	(1)					159
\$ (34)	\$ 367	\$ (4)	\$ (86)	\$ 27	\$ 63	\$ (9)	\$ -	\$ 1,593

**STATE OF LOUISIANA
COMBINING STATEMENT OF NET ASSETS
BOARDS AND COMMISSIONS *
JUNE 30, 2002**

(EXPRESSED IN THOUSANDS)	NATCHITOCHE HISTORICAL DISTRICT DEVELOPMENT COMMISSION	STATE PLUMBING BOARD OF LA	LA MOTOR VEHICLE COMM	LOUISIANA STATE BRD OF PRIVATE SECURITY EXAMINERS	LA USED VEHICLE & PARTS COMM	LOUISIANA EGG COMMISSION	LOUISIANA STATE BOARD OF PRIVATE INVESTIGATOR EXAMINERS	RELY ADMIN BOARD **	TOTALS
ASSETS									
CURRENT ASSETS:									
CASH AND CASH EQUIVALENTS	\$ 254	\$ 429	\$ 842	\$ 215	\$ 1,674	\$ 56	\$ 262	\$ 1,554	\$ 5,286
INVESTMENTS	-	-	-	-	-	-	-	27,093	27,093
RECEIVABLES (NET)	7	1	-	13	42	3	7	1,238	1,311
PREPAYMENTS	-	4	-	-	-	-	3	-	7
OTHER CURRENT ASSETS	-	-	-	-	-	-	-	5	5
TOTAL CURRENT ASSETS	<u>261</u>	<u>434</u>	<u>842</u>	<u>228</u>	<u>1,716</u>	<u>59</u>	<u>272</u>	<u>29,890</u>	<u>33,702</u>
NONCURRENT ASSETS:									
CAPITAL ASSETS (NET OF ACCUM DEPREC)									
LAND	-	-	97	90	50	-	-	-	237
BUILDINGS AND IMPROVEMENTS	-	-	307	338	101	-	-	-	746
MACHINERY AND EQUIPMENT	-	16	123	13	70	-	13	-	235
TOTAL NONCURRENT ASSETS	<u>-</u>	<u>16</u>	<u>527</u>	<u>441</u>	<u>221</u>	<u>-</u>	<u>13</u>	<u>-</u>	<u>1,218</u>
TOTAL ASSETS	<u>\$ 261</u>	<u>\$ 450</u>	<u>\$ 1,369</u>	<u>\$ 669</u>	<u>\$ 1,937</u>	<u>\$ 59</u>	<u>\$ 285</u>	<u>\$ 29,890</u>	<u>\$ 34,920</u>
LIABILITIES									
CURRENT LIABILITIES:									
ACCOUNTS PAYABLE AND ACCRUALS	\$ 22	\$ 15	\$ 28	\$ 7	\$ 19	\$ 4	\$ 4	\$ 469	\$ 568
DEFERRED REVENUES	-	10	-	-	-	-	5	-	15
NOTES PAYABLE	-	-	-	18	-	-	-	-	18
TOTAL CURRENT LIABILITIES	<u>22</u>	<u>25</u>	<u>28</u>	<u>25</u>	<u>19</u>	<u>4</u>	<u>9</u>	<u>469</u>	<u>601</u>
NONCURRENT LIABILITIES:									
NONCURRENT PORTION OF L/T LIABILITIES:									
COMPENSATED ABSENCES PAYABLE	-	18	49	26	67	-	5	-	165
NOTES PAYABLE	-	-	-	207	-	-	-	-	207
TOTAL NONCURRENT LIABILITIES	<u>-</u>	<u>18</u>	<u>49</u>	<u>233</u>	<u>67</u>	<u>-</u>	<u>5</u>	<u>-</u>	<u>372</u>
TOTAL LIABILITIES	<u>22</u>	<u>43</u>	<u>77</u>	<u>258</u>	<u>86</u>	<u>4</u>	<u>14</u>	<u>469</u>	<u>973</u>
NET ASSETS									
INVESTED IN CAP ASSETS, NET OF RELATED DEBT	-	16	527	216	221	-	13	-	993
UNRESTRICTED	239	391	765	195	1,630	55	258	29,421	32,954
TOTAL NET ASSETS	<u>239</u>	<u>407</u>	<u>1,292</u>	<u>411</u>	<u>1,851</u>	<u>55</u>	<u>271</u>	<u>29,421</u>	<u>33,947</u>
TOTAL LIABILITIES AND NET ASSETS	<u>\$ 261</u>	<u>\$ 450</u>	<u>\$ 1,369</u>	<u>\$ 669</u>	<u>\$ 1,937</u>	<u>\$ 59</u>	<u>\$ 285</u>	<u>\$ 29,890</u>	<u>\$ 34,920</u>

* Shown as Component Units on page 140 of the CAFR

** For the period ending December 31, 2001

STATE OF LOUISIANA
 COMBINING STATEMENT OF ACTIVITIES
 BOARDS AND COMMISSIONS *
 FOR THE YEAR ENDED JUNE 30, 2002

(EXPRESSED IN THOUSANDS)	PROGRAM REVENUES					GENERAL REVENUES	
	EXPENSES	CHARGES FOR SERVICES	OPERATING GRANTS AND CONTRIBUTIONS	CAPITAL GRANTS AND CONTRIBUTIONS	NET (EXPENSE) REVENUE	PAYMENTS FROM PRIMARY GOVERNMENT	OTHER GENERAL REVENUES
NATCHITOCHE HISTORICAL DIST DEVELOPMENT COMM	\$ 209	\$ -	\$ -	\$ -	\$ (209)	\$ 294	\$ 7
STATE PLUMBING BOARD OF LOUISIANA	543	553	-	-	10	-	11
LOUISIANA MOTOR VEHICLE COMMISSION	1,185	1,196	-	-	11	-	20
LA STATE BOARD OF PRIVATE SECURITY EXAMINERS	471	480	-	-	9	-	4
LOUISIANA USED VEHICLE AND PARTS COMMISSION	1,064	1,254	-	-	190	-	-
LOUISIANA EGG COMMISSION	53	-	-	-	(53)	-	48
LA STATE BOARD OF PRIVATE INVESTIGATOR EXAMINERS	299	259	-	-	(40)	-	11
RELAY ADMINISTRATION BOARD **	2,889	5,424	500	-	3,035	-	864
TOTAL BOARDS AND COMMISSIONS	\$ 6,713	\$ 9,166	\$ 500	\$ -	\$ 2,953	\$ 294	\$ 965

	CHANGE IN NET ASSETS	NET ASSETS BEGINNING OF YEAR	NET ASSETS END OF YEAR
NATCHITOCHE HISTORICAL DIST DEVELOPMENT COMM	\$ 92	\$ 147	\$ 239
STATE PLUMBING BOARD OF LOUISIANA	21	386	407
LOUISIANA MOTOR VEHICLE COMMISSION	31	1,261	1,292
LA STATE BOARD OF PRIVATE SECURITY EXAMINERS	13	398	411
LOUISIANA USED VEHICLE AND PARTS COMMISSION	190	1,661	1,851
LOUISIANA EGG COMMISSION	(5)	60	55
LA STATE BOARD OF PRIVATE INVESTIGATOR EXAMINERS	(29)	300	271
RELAY ADMINISTRATION BOARD **	3,899	25,522	29,421
TOTAL BOARDS AND COMMISSIONS	\$ 4,212	\$ 29,735	\$ 33,947

* Shown as Component Units on page 142 of the CAFR

** For the period ending December 31, 2001

STATE OF LOUISIANA
COMBINING STATEMENT OF NET ASSETS
LEEVE DISTRICTS *
JUNE 30, 2002

(EXPRESSED IN THOUSANDS)	AMITE BASIN DISTRICT	ATCHAFALAYA BASIN LEEVE DISTRICT	BAYOU D'ARBONNE LAKE WATERSHED DISTRICT	BOSSIER LEEVE DISTRICT	CADDO LEEVE DISTRICT	FIFTH LOUISIANA LEEVE DISTRICT
ASSETS						
CURRENT ASSETS:						
CASH AND CASH EQUIVALENTS	\$ 604	\$ 6,977	\$ 185	\$ 98	\$ 15,696	\$ 1,076
INVESTMENTS	-	-	-	4,722	-	-
RECEIVABLES (NET)	-	23	4	7	90	5
INVENTORIES (AT COST)	-	-	-	-	-	-
NOTES RECEIVABLE	-	-	-	-	-	-
OTHER CURRENT ASSETS	-	-	-	-	-	-
TOTAL CURRENT ASSETS	<u>604</u>	<u>7,000</u>	<u>189</u>	<u>4,827</u>	<u>15,786</u>	<u>1,081</u>
NONCURRENT ASSETS:						
RESTRICTED ASSETS						
CASH	-	-	-	-	-	-
RECEIVABLES	-	-	-	-	-	-
CAPITAL ASSETS (NET OF ACCUM DEPREC)						
LAND	-	16	15	72	1,619	23
BUILDINGS AND IMPROVEMENTS	-	413	-	173	55	43
MACHINERY AND EQUIPMENT	3	1,109	-	194	526	463
INFRASTRUCTURE	-	-	-	-	-	-
CONSTRUCTION IN PROGRESS	-	-	-	39	-	-
TOTAL NONCURRENT ASSETS	<u>3</u>	<u>1,538</u>	<u>15</u>	<u>478</u>	<u>2,200</u>	<u>529</u>
TOTAL ASSETS	<u>\$ 607</u>	<u>\$ 8,538</u>	<u>\$ 204</u>	<u>\$ 5,305</u>	<u>\$ 17,986</u>	<u>\$ 1,610</u>
LIABILITIES						
CURRENT LIABILITIES:						
ACCOUNTS PAYABLE AND ACCRUALS	\$ 9	\$ 155	\$ 2	\$ 8	\$ 6	\$ 36
DEFERRED REVENUES	-	79	-	-	29	-
OTHER CURRENT LIABILITIES	-	4	-	-	-	-
CURRENT PORTION OF L/T LIABILITIES:						
CONTRACTS PAYABLE	-	-	-	-	-	-
COMPENSATED ABSENCES PAYABLE	-	192	-	-	-	-
CAPITAL LEASE OBLIGATIONS	-	-	-	-	-	89
LIABILITIES PAY FROM RESTRICTED ASSETS	-	-	-	-	-	-
BONDS PAYABLE	-	-	-	-	-	-
TOTAL CURRENT LIABILITIES	<u>9</u>	<u>430</u>	<u>2</u>	<u>8</u>	<u>35</u>	<u>125</u>
NONCURRENT LIABILITIES:						
NONCURRENT PORTION OF L/T LIABILITIES:						
COMPENSATED ABSENCES PAYABLE	5	-	-	17	52	37
CAPITAL LEASE OBLIGATIONS	-	-	-	-	-	68
BONDS PAYABLE	-	-	-	-	-	-
OTHER LONG-TERM LIABILITIES	-	-	-	-	-	-
TOTAL NONCURRENT LIABILITIES	<u>5</u>	<u>-</u>	<u>-</u>	<u>17</u>	<u>52</u>	<u>105</u>
TOTAL LIABILITIES	<u>14</u>	<u>430</u>	<u>2</u>	<u>25</u>	<u>87</u>	<u>230</u>
NET ASSETS						
INVESTED IN CAPITAL ASSETS, NET OF RELATED DEBT	3	1,538	15	478	2,200	372
RESTRICTED FOR CAPITAL PROJECTS	-	2,006	-	-	-	-
RESTRICTED FOR DEBT SERVICE	-	-	-	-	-	-
RESTRICTED FOR OTHER SPECIFIC PURPOSES	-	-	-	-	-	-
UNRESTRICTED	590	4,564	187	4,802	15,699	1,008
TOTAL NET ASSETS	<u>593</u>	<u>8,108</u>	<u>202</u>	<u>5,280</u>	<u>17,899</u>	<u>1,380</u>
TOTAL LIABILITIES AND NET ASSETS	<u>\$ 607</u>	<u>\$ 8,538</u>	<u>\$ 204</u>	<u>\$ 5,305</u>	<u>\$ 17,986</u>	<u>\$ 1,610</u>

* Shown as component units on page 141 of the CAFR

EAST JEFFERSON LEVEE DISTRICT	WEST JEFFERSON LEVEE DISTRICT	LAFOURCHE BASIN LEVEE DISTRICT	SOUTH LAFOURCHE LEVEE DISTRICT	LAKE BORGNE BASIN LEVEE DISTRICT	NATCHITOCHES LEVEE AND DRAINAGE DISTRICT	NINETEENTH LOUISIANA LEVEE DISTRICT	NORTH BOSSIER LEVEE DISTRICT	NORTH LAFOURCHE CONSERVATION LEVEE AND DRAINAGE DISTRICT
\$ 2,660	\$ 5,110	\$ 191	\$ 3,372	\$ 3,015	\$ 507	\$ 165	\$ 45	\$ 1,969
8,340	-	12,378	-	-	-	-	-	-
68	500	75	67	16	-	-	-	866
-	-	-	-	42	-	-	-	-
-	-	50	-	-	-	-	-	-
261	-	-	-	-	3	-	-	-
<u>11,329</u>	<u>5,610</u>	<u>12,694</u>	<u>3,439</u>	<u>3,073</u>	<u>510</u>	<u>165</u>	<u>45</u>	<u>2,835</u>
-	-	-	-	1,079	-	-	-	-
-	-	-	-	-	4	-	-	-
-	-	-	-	-	-	-	-	-
1,591	6,211	130	133	257	1	-	-	41
889	753	303	127	-	-	-	-	1
580	681	686	117	315	148	11	-	142
1,888	15,886	-	13,675	16,940	-	-	-	-
-	17,862	-	-	110	-	-	-	-
<u>4,948</u>	<u>41,393</u>	<u>1,119</u>	<u>14,052</u>	<u>18,701</u>	<u>153</u>	<u>11</u>	<u>-</u>	<u>184</u>
<u>\$ 16,277</u>	<u>\$ 47,003</u>	<u>\$ 13,813</u>	<u>\$ 17,491</u>	<u>\$ 21,774</u>	<u>\$ 663</u>	<u>\$ 176</u>	<u>\$ 45</u>	<u>\$ 3,019</u>
\$ 2,392	\$ 971	\$ 362	\$ 113	\$ 61	\$ 51	\$ 1	\$ -	\$ 2
-	-	-	-	-	-	-	-	-
-	15	-	22	-	-	-	-	63
-	-	-	-	-	-	-	-	-
-	-	-	46	19	-	-	-	-
-	-	7	4	-	-	-	-	-
-	-	-	-	-	-	-	-	-
-	-	-	-	-	-	-	-	-
-	170	-	160	90	-	-	-	-
<u>2,392</u>	<u>1,156</u>	<u>369</u>	<u>345</u>	<u>650</u>	<u>51</u>	<u>1</u>	<u>-</u>	<u>65</u>
159	111	60	65	99	17	-	-	-
-	-	-	-	-	-	-	-	-
-	550	-	545	3,550	-	-	-	-
-	-	-	-	-	-	-	-	-
<u>159</u>	<u>661</u>	<u>60</u>	<u>610</u>	<u>3,649</u>	<u>17</u>	<u>-</u>	<u>-</u>	<u>-</u>
<u>2,551</u>	<u>1,817</u>	<u>429</u>	<u>955</u>	<u>4,299</u>	<u>68</u>	<u>1</u>	<u>-</u>	<u>65</u>
4,948	40,673	1,119	14,052	13,502	149	11	-	121
5,810	-	-	-	452	-	-	-	-
-	119	-	17	627	-	-	-	-
-	-	-	-	42	-	-	-	-
<u>2,968</u>	<u>4,394</u>	<u>12,265</u>	<u>2,467</u>	<u>2,852</u>	<u>446</u>	<u>164</u>	<u>45</u>	<u>2,833</u>
<u>13,726</u>	<u>45,186</u>	<u>13,384</u>	<u>16,536</u>	<u>17,475</u>	<u>595</u>	<u>175</u>	<u>45</u>	<u>2,954</u>
<u>\$ 16,277</u>	<u>\$ 47,003</u>	<u>\$ 13,813</u>	<u>\$ 17,491</u>	<u>\$ 21,774</u>	<u>\$ 663</u>	<u>\$ 176</u>	<u>\$ 45</u>	<u>\$ 3,019</u>

STATE OF LOUISIANA
COMBINING STATEMENT OF NET ASSETS
LEVEE DISTRICTS *
JUNE 30, 2002

(EXPRESSED IN THOUSANDS)

	POCHARTRAIN LEVEE DISTRICT	POVERTY POINT RESERVOIR DISTRICT	RED RIVER ATCHAFALAYA AND BAYOU BOUEF DISTRICT	RED RIVER LEVEE AND DRAINAGE DISTRICT	TENSAS BASIN LEVEE DISTRICT	TOTALS
ASSETS						
CURRENT ASSETS:						
CASH AND CASH EQUIVALENTS	\$ 19,304	\$ 682	\$ 1,910	\$ 39	\$ 1,581	\$ 65,186
INVESTMENTS	12,911	-	-	-	6,204	44,555
RECEIVABLES (NET)	466	592	20	-	239	3,038
INVENTORIES (AT COST)	15	-	21	-	-	78
NOTES RECEIVABLE	-	97	-	-	-	147
OTHER CURRENT ASSETS	-	-	-	-	-	264
TOTAL CURRENT ASSETS	32,696	1,371	1,951	39	8,024	113,268
NONCURRENT ASSETS:						
RESTRICTED ASSETS						
CASH	-	-	-	-	-	1,079
RECEIVABLES	-	-	-	-	-	4
CAPITAL ASSETS (NET OF ACCUM DEPREC)						
LAND	765	5,020	409	-	76	16,379
BUILDINGS AND IMPROVEMENTS	247	348	308	-	675	4,335
MACHINERY AND EQUIPMENT	728	120	226	-	915	6,964
INFRASTRUCTURE	-	14,225	-	-	-	62,614
CONSTRUCTION IN PROGRESS	-	3,545	-	-	-	21,556
TOTAL NONCURRENT ASSETS	1,740	23,258	943	-	1,666	112,931
TOTAL ASSETS	\$ 34,436	\$ 24,629	\$ 2,894	\$ 39	\$ 9,690	\$ 226,199
LIABILITIES						
CURRENT LIABILITIES:						
ACCOUNTS PAYABLE AND ACCRUALS	\$ 100	\$ 6	\$ 27	\$ -	\$ 4	\$ 4,306
DEFERRED REVENUES	-	39	-	-	-	147
OTHER CURRENT LIABILITIES	-	-	-	-	-	104
CURRENT PORTION OF L/T LIABILITIES:						
CONTRACTS PAYABLE	-	592	-	-	-	657
COMPENSATED ABSENCES PAYABLE	-	-	-	-	-	203
CAPITAL LEASE OBLIGATIONS	-	-	-	-	-	89
LIABILITIES PAY FROM RESTRICTED ASSETS	-	-	-	-	-	90
BONDS PAYABLE	-	-	-	-	-	810
TOTAL CURRENT LIABILITIES	100	637	27	-	4	6,406
NONCURRENT LIABILITIES:						
NONCURRENT PORTION OF L/T LIABILITIES:						
COMPENSATED ABSENCES PAYABLE	126	3	77	-	116	944
CAPITAL LEASE OBLIGATIONS	-	-	-	-	-	68
BONDS PAYABLE	-	-	-	-	-	4,645
OTHER LONG-TERM LIABILITIES	5	-	-	-	7	12
TOTAL NONCURRENT LIABILITIES	131	3	77	-	123	5,669
TOTAL LIABILITIES	231	640	104	-	127	12,075
NET ASSETS						
INVESTED IN CAPITAL ASSETS, NET OF RELATED DEBT	1,740	23,258	943	-	1,666	106,788
RESTRICTED FOR CAPITAL PROJECTS	-	600	-	-	-	8,868
RESTRICTED FOR DEBT SERVICE	-	-	-	-	-	763
RESTRICTED FOR OTHER SPECIFIC PURPOSES	-	-	-	-	-	42
UNRESTRICTED	32,465	131	1,847	39	7,897	97,663
TOTAL NET ASSETS	34,205	23,989	2,790	39	9,563	214,124
TOTAL LIABILITIES AND NET ASSETS	\$ 34,436	\$ 24,629	\$ 2,894	\$ 39	\$ 9,690	\$ 226,199

* Shown as component units on page 141 of the CAFR




STATE OF LOUISIANA
 COMBINING STATEMENT OF ACTIVITIES
 LEVEE DISTRICTS *
 FOR THE YEAR ENDED JUNE 30, 2002
 (EXPRESSED IN THOUSANDS)

	PROGRAM REVENUES				GENERAL REVENUES		
	EXPENSES	OPERATING		CAPITAL	PAYMENTS FROM OTHER		GENERAL REVENUES
		CHARGES FOR SERVICES	GRANTS AND CONTRIBUTIONS	GRANTS AND CONTRIBUTIONS	EXPENSE	PRIMARY GOVERNMENT	
AMITE RIVER BASIN DRAINAGE & WATER CONSERVATION I	\$ 806	\$ -	\$ -	\$ -	\$ (806)	\$ 200	\$ 1,123
ATCHAFALAYA BASIN LEVEE DISTRICT	4,518	-	-	1,075	(3,443)	-	3,504
BAYOU D'ARBONNE LAKE WATERSHED DISTRICT	32	-	-	-	(32)	-	33
BOSSIER LEVEE DISTRICT	764	-	-	31	(733)	155	1,214
CADDO LEVEE DISTRICT	1,482	-	-	-	(1,482)	29	1,539
FIFTH LA LEVEE DISTRICT	883	1,175	-	-	292	56	35
EAST JEFFERSON LEVEE DISTRICT	4,904	-	-	-	(4,904)	414	4,446
WEST JEFFERSON LEVEE DISTRICT	2,583	-	-	4,749	2,166	397	3,297
LAFOURCHE BASIN LEVEE DISTRICT	2,522	174	-	-	(2,348)	-	2,127
SOUTH LAFOURCHE LEVEE DISTRICT	2,780	-	-	884	(1,896)	49	1,913
LAKE BORGNE BASIN LEVEE DISTRICT	4,283	-	29	365	(3,889)	278	3,060
NATCHITOCHEES LEVEE & DRAINAGE DISTRICT	319	-	-	-	(319)	39	318
NINETEENTH LA LEVEE DISTRICT	31	-	-	-	(31)	-	39
NORTH BOSSIER LEVEE DISTRICT	-	-	-	-	-	-	-
NORTH LAFOURCHE CONSERVATION, LEVEE & DRAINAGE DI	450	-	20	-	(430)	-	979
PONCHARTRAIN LEVEE DISTRICT	3,142	-	-	98	(3,044)	282	5,508
POVERTY POINT RESERVOIR DISTRICT	1,045	-	100	4,666	3,721	-	6
RED RIVER, ATCHAFALYA AND BAYOU BOEUF LEVEE DISTRIC	1,701	-	-	-	(1,701)	89	1,528
RED RIVER LEVEE & DRAINAGE DISTRICT	43	-	-	-	(43)	2	37
TENSAS BASIN LEVEE DISTRICT	2,936	-	-	739	(2,197)	148	2,373
TOTAL LEVEE DISTRICTS	\$ 35,224	\$ 1,349	\$ 149	\$ 12,607	\$ (21,119)	\$ 2,138	\$ 33,079

	NET ASSETS		
	CHANGE IN NET ASSETS	BEGINNING OF YEAR	NET ASSETS END OF YEAR
AMITE RIVER BASIN DRAINAGE & WATER CONSERVATION I	\$ 517	\$ 76	\$ 593
ATCHAFALAYA BASIN LEVEE DISTRICT	61	8,047	8,108
BAYOU D'ARBONNE LAKE WATERSHED DISTRICT	1	201	202
BOSSIER LEVEE DISTRICT	636	4,644	5,280
CADDO LEVEE DISTRICT	86	17,813	17,899
FIFTH LA LEVEE DISTRICT	383	997	1,380
EAST JEFFERSON LEVEE DISTRICT	(44)	13,770	13,726
WEST JEFFERSON LEVEE DISTRICT	5,860	39,326	45,186
LAFOURCHE BASIN LEVEE DISTRICT	(221)	13,605	13,384
SOUTH LAFOURCHE LEVEE DISTRICT	66	16,470	16,536
LAKE BORGNE BASIN LEVEE DISTRICT	(551)	18,026	17,475
NATCHITOCHEES LEVEE & DRAINAGE DISTRICT	38	557	595
NINETEENTH LA LEVEE DISTRICT	8	167	175
NORTH BOSSIER LEVEE DISTRICT	-	45	45
NORTH LAFOURCHE CONSERVATION, LEVEE & DRAINAGE DI	549	2,405	2,954
PONCHARTRAIN LEVEE DISTRICT	2,746	31,459	34,205
POVERTY POINT RESERVOIR DISTRICT	3,727	20,262	23,989
RED RIVER, ATCHAFALYA AND BAYOU BOEUF LEVEE DISTRIC	(84)	2,874	2,790
RED RIVER LEVEE & DRAINAGE DISTRICT	(4)	43	39
TENSAS BASIN LEVEE DISTRICT	324	9,239	9,563
TOTAL LEVEE DISTRICTS	\$ 14,098	\$ 200,026	\$ 214,124

* Shown as Component Units on page 141 of the CAFR



**SCHEDULE OF TRANSFERS TO AND DUE TO
FOR THE YEAR ENDED JUNE 30, 2002
(EXPRESSED IN THOUSANDS)**

	<u>TRANSFER TO</u>	<u>DUE TO</u>
TO FROM: Academic Improvement Fund General Fund	\$480	
Subtotal	\$480	
TO FROM: Administrative Fund of the Department of Insurance General Fund	\$502	\$298
Subtotal	\$502	\$298
TO FROM: Administrative Services General Fund		\$400
Subtotal		\$400
TO FROM: Agricultural Commodity Commission Self Insurance Fund Bond Security and Redemption Fund General Fund	\$50	\$2
Subtotal	\$50	\$2
TO FROM: Alternate Schools Fund General Fund	\$182	\$182
Subtotal	\$182	\$182
TO FROM: Artificial Reef Development Fund General Fund	\$380	\$59
Subtotal	\$380	\$59
TO FROM: Avoyelles Parish Local Government Gaming Mitigation Fund General Fund	\$1,847	\$420
Subtotal	\$1,847	\$420
TO FROM: Battered Women's Shelter Fund General Fund	\$84	\$27
Subtotal	\$84	\$27
TO FROM: Blind Vendors Trust Fund General Fund	\$308	\$31
Subtotal	\$308	\$31
TO FROM: Boll Weevil Eradication Fund General Fund	\$12,184	
Subtotal	\$12,184	
TO FROM: Bond Security and Redemption Fund Academic Improvement Fund	\$80	
Administrative Fund of the Department of Insurance	\$540	\$500
Agricultural Commodity Commission Self Insurance Fund	\$72	
Agricultural Products Processing Development Fund	\$1	
Alternate Schools Fund	\$6	
Archaeological Curation Fund	\$40	\$17
Artificial Reef Development Fund	\$1,730	\$465
Avoyelles Parish Local Government Gaming Mitigation Fund	\$1,847	\$420
Battered Women's Shelter Fund	\$96	\$14
Black Bear Account	\$25	\$1
Blind Vendors Trust Fund	\$387	
Boll Weevil Eradication Fund	\$12,449	\$303
Budget Stabilization Fund	\$42,830	\$37,955
Capital Outlay Escrow Fund	\$3,888	
Casino Gaming Proceeds Fund	\$5	
Children's Trust Fund	\$841	\$422
Classroom-Based Technology Fund	\$5	
Coastal Mitigation Account	\$30	
Coastal Resources Trust Fund	\$486	\$13
Community and Technical College Investment Fund	\$10	

**SCHEDULE OF TRANSFERS TO AND DUE TO
FOR THE YEAR ENDED JUNE 30, 2002
(EXPRESSED IN THOUSANDS)**

	<u>TRANSFER TO</u>	<u>DUE TO</u>
TO FROM: Bond Security and Redemption Fund		
Compulsive and Problem Gaming Fund	\$559	
Concealed Handgun Permit Fund	\$347	\$7
Conservation Fund	\$35,609	\$1,986
Crime Victims' Reparation Fund	\$1,369	\$101
Criminal Identification and Information Fund	\$142	\$142
Deficit Elimination/Capital Outlay Escrow Replenishment Fund	\$3,741	
Director of Worker's Compensation Revolving Fund	\$55	\$2
Disability Affairs Trust Fund	\$184	\$11
DOTD Right of Way Permit Processing Fund	\$329	\$5
Drug Abuse Education and Treatment Fund	\$200	\$16
Economics and Rate Analysis Div. and Hearing Examiners Supp. Fee Fund	\$741	\$199
Education Excellence Fund	\$432,761	
Emergency Medical Technical Fund	\$8	
Environmental Trust Fund	\$39,724	\$590
Excess Revenue Collection Fund	\$9,036	\$9,036
Explosives Trust Fund	\$56	\$1
Feed Commission Fund	\$121	
Fire Insurance Fund	\$11,551	
Fishermen's Gear Compensation Fund	\$276	\$26
Forest Protection Fund	\$785	\$2
Forestry Productivity Fund	\$70	
Formosan Termite Initiative Fund	\$148	
Fraud Detection Fund	\$923	\$91
General Aviation and Reliever Airport Maintenance Grant Program Fund	\$6	
General Fund	\$7,307,122	\$628,548
Greater New Orleans Expressway Commission Additional Cost Fund	\$12	\$1
Hazardous Materials Emergency Response Fund	\$231	
Hazardous Waste Site Cleanup Fund	\$11,282	\$1,211
Health Care Authority Fund	\$7	
Health Excellence Fund	\$319,209	
Health Trust Fund	\$21	
Higher Education Initiatives Fund	\$484	
Higher Education Library and Scientific Acquisitions Fund	\$40	
Insurance Fraud Investigation Fund	\$2,303	
Judges' Supplemental Compensation Fund	\$3,754	\$83
Keep Louisiana Beautiful Fund	\$1	
Lead Hazard Reduction Fund	\$96	
Lifetime License Endowment Trust Fund	\$1,453	\$12
Liquified Petroleum Gas Commission Rainy Day Fund	\$881	\$11
Lottery Proceeds Fund	\$112,920	\$9,161
Louisiana Agricultural Finance Authority Fund	\$1	
Louisiana Alarm Regulatory Trust Fund	\$224	\$5
Louisiana Alligator Market Development Fund	\$45	
Louisiana Alligator Resource Fund	\$1,138	
Louisiana Asbestos Detection and Abatement Fund	\$5	
Louisiana Charter School Start-Up Loan Fund	\$212	\$98
Louisiana Duck Stamp Fund	\$786	
Louisiana Education Quality Trust Fund	\$16,572	
Louisiana Employment Opportunity Loan Fund	\$49	
Louisiana Environmental Education Fund	\$180	\$2
Louisiana Fire Marshall Fund	\$7,571	
Louisiana Fund	\$70,824	

**SCHEDULE OF TRANSFERS TO AND DUE TO
FOR THE YEAR ENDED JUNE 30, 2002
(EXPRESSED IN THOUSANDS)**

	<u>TRANSFER TO</u>	<u>DUE TO</u>
TO FROM: Bond Security and Redemption Fund		
Louisiana Fur and Alligator Public Education and Marketing Fund	\$70	
Louisiana Help Our Wildlife Fund	\$21	
Louisiana Manufactured Housing Commission Fund	\$226	
Louisiana Medical Assistance Trust Fund	\$90,927	\$9,114
Louisiana Quality Education Support Fund	\$53,216	
Louisiana Senior Citizens Trust Fund	\$1	
Louisiana State Parks Improvement and Repair Fund	\$4,185	\$288
Louisiana Technology Innovations Fund	\$345	\$1
Louisiana Towing and Storage Fund	\$281	\$123
Louisiana Underwater Obstruction Removal Fund	\$7	
Louisiana Wild Turkey Stamp Fund	\$63	
Louisiana Worker's Compensation Second Injury Fund	\$29,914	\$126
Marketing Fund	\$2,005	
Medicaid Trust Fund for the Elderly	\$724,670	
Medical Assistance Programs Fraud Detection Fund	\$635	\$19
Mineral Resources Audit and Collection Fund	\$1,222	
Mineral Revenue Audit and Settlement Fund	\$2,558	
Motor Carrier Regulation Fund	\$5,925	\$76
Motor Fuels Underground Storage Tank Trust Fund	\$19,485	\$410
Motorcycle Safety Awareness & Operator Training Program Fund	\$140	\$3
Municipal Fire and Police Civil Service Operating Fund	\$1,059	
Natural Heritage Account	\$30	
Nursing Home Residents' Trust Fund	\$154	
Office of Motor Vehicle Customer Service and Technology Fund	\$6,577	\$119
Office of Worker's Compensation Administrative Fund	\$8,464	
Oil and Gas Regulatory Fund	\$6,404	\$23
Oil Spill Contingency Fund	\$3,419	\$597
Oilfield Site Restoration Fund	\$4,398	\$360
Oyster Development Account	\$193	
Oyster Sanitation Fund	\$164	
Pari-Mutuel Live Racing Facility Gaming Control Fund	\$8,249	\$1,038
Parish and Municipalities Funds	\$30,758	\$5,221
Patient's Compensation Fund	\$102,458	\$5,879
Pesticide Fund	\$3,315	
Petroleum and Petroleum Products Fund	\$884	\$163
Proprietary School Students Protection Fund	\$57	
Public Safety Complex Fund	\$526	
Public Safety DWI Testing, Maintenance, and Training Fund	\$474	\$1
Quail Account	\$6	
Reptile and Amphibian Research Fund	\$9	
Right to Know Fund	\$251	
Risk Management Insurance Premium Payment Fund	\$5,750	\$5,750
Riverboat Gaming Enforcement Fund	\$56,715	\$2,005
Rural Development Fund	\$365	
Russell Sage or Marsh Island Capital Improvement Fund	\$49	
Saltwater Fishery Enforcement Fund	\$46	
Scenic Rivers Fund	\$2	
School and District Accountability Fund	\$9	
School Leadership Development Fund	\$7	
Seafood Promotion and Marketing Fund	\$398	\$1
Section 201 Petition Fund	\$9	
Sex Offender Registry Technology Fund	\$14	\$1

**SCHEDULE OF TRANSFERS TO AND DUE TO
FOR THE YEAR ENDED JUNE 30, 2002
(EXPRESSED IN THOUSANDS)**

	<u>TRANSFER TO</u>	<u>DUE TO</u>
TO FROM: Bond Security and Redemption Fund		
Shrimp Marketing and Promotion Account	\$140	
Small Business Surety Bonding Fund	\$124	
State Parks Land Acquisition Fund	\$14	
Structural Pest Control Commission Fund	\$705	\$74
Support Education in Louisiana First Fund	\$117,932	\$3,370
Tax Commission Expense Fund	\$753	\$753
Teacher Preparation Loan Fund	\$7	
Teacher Supplies Fund	\$5	
Telecommunications for the Deaf Fund	\$2,053	\$343
Telephone Company Property Assessment Relief Fund	\$30,307	\$5,217
TOPS Fund	\$319,211	
Transportation Infrastructure Model for Economic Development	\$85,724	\$20,612
Transportation Trust Fund	\$497,963	\$83,697
Traumatic Head and Spinal Cord Injury Trust Fund	\$1,717	
Trial Court Case Management Information Fund	\$1,438	\$15
Tuition Assistance Fund	\$91	
Utility and Carrier Inspection and Supervision Fund	\$7,492	\$1,414
Video Draw Poker Device Fund	\$162,212	\$6,136
Video Draw Poker Purse Supplement Fund	\$2,719	\$113
Vital Records Conversion Fund	\$7	\$3
Volunteer Firefighter Insurance Premium Fund	\$7	
Waste Tire Management Fund	\$7,975	\$259
Waterfowl Account	\$11	
Wetlands Conservation and Restoration Fund	\$27,666	\$20,076
White Tail Deer Account	\$1	
Wildlife Habitat and Natural Heritage Trust Fund	\$1,148	
Worker's Compensation Enforcement Revolving Fund	\$1	
Youthful Offender Management Fund	\$245	
Subtotal	\$10,906,309	\$864,857
TO FROM: Capital Outlay Escrow Fund		
Bond Security and Redemption Fund	\$3,923	
Conservation Fund	\$136	
Federal Energy Settlement Fund	\$12,781	
General Fund	\$6,039	
Louisiana Fund	\$130	
Louisiana Investment Fund for Enhancement	\$76	
Louisiana Office Facilities Corporation	\$1,873	
Subtotal	\$24,958	
TO FROM: Capitol Complex Master Plan Fund		
Capital Outlay Escrow Fund	\$6,588	
Subtotal	\$6,588	
TO FROM: Children's Trust Fund		
General Fund	\$770	\$260
Subtotal	\$770	\$260
TO FROM: Classroom-Based Technology Fund		
Academic Improvement Fund	\$1,343	
Subtotal	\$1,343	
TO FROM: Coastal Resources Trust Fund		
General Fund	\$610	\$106
Subtotal	\$610	\$106

**SCHEDULE OF TRANSFERS TO AND DUE TO
FOR THE YEAR ENDED JUNE 30, 2002
(EXPRESSED IN THOUSANDS)**

	<u>TRANSFER TO</u>	<u>DUE TO</u>
TO FROM: Community and Technical College Investment Fund General Fund	\$415	\$215
Subtotal	\$415	\$215
TO FROM: Compulsive and Problem Gaming Fund General Fund	\$2,021	
Subtotal	\$2,021	
TO FROM: Concealed Handgun Permit Fund General Fund	\$297	
Subtotal	\$297	
TO FROM: Conservation Fund Capital Outlay Escrow Fund	\$72	
General Fund	\$36,010	
Louisiana Fur and Alligator Public Education and Marketing Fund	\$5	
Subtotal	\$36,087	
TO FROM: Crime Victims' Reparation Fund General Fund	\$1,548	
Subtotal	\$1,548	
TO FROM: Director of Worker's Compensation Revolving Fund General Fund	\$788	\$788
Subtotal	\$788	\$788
TO FROM: Disability Affairs Trust Fund General Fund	\$110	
Subtotal	\$110	
TO FROM: Donald J. Thibodeaux Training Complex General Fund		\$7
Subtotal		\$7
TO FROM: DOTD Right of Way Permit Processing Fund General Fund	\$373	
Subtotal	\$373	
TO FROM: Drug Abuse Education and Treatment Fund General Fund	\$119	\$19
Subtotal	\$119	\$19
TO FROM: Drug Treatment Fund Bond Security and Redemption Fund		\$9
General Fund	\$22	
Subtotal	\$22	\$9
TO FROM: Economics and Rate Analysis Div. and Hearing Examiners Supp. Fee Fund General Fund	\$625	
Subtotal	\$625	
TO FROM: Education Excellence Fund General Fund	\$99,701	\$7,291
Health Excellence Fund		\$258
TOPS Fund		\$36
Subtotal	\$99,701	\$7,585
TO FROM: Employment Security Administrative Account General Fund	\$5,810	\$520
Subtotal	\$5,810	\$520
TO FROM: Environmental Trust Fund General Fund	\$51,815	
Subtotal	\$51,815	

**SCHEDULE OF TRANSFERS TO AND DUE TO
FOR THE YEAR ENDED JUNE 30, 2002
(EXPRESSED IN THOUSANDS)**

	<u>TRANSFER TO</u>	<u>DUE TO</u>
TO FROM: Explosives Trust Fund General Fund	\$26	
Subtotal	\$26	
TO FROM: Federal Energy Settlement Fund Capital Outlay Escrow Fund	\$1,873	
General Fund	\$7,583	\$227
Subtotal	\$9,456	\$227
TO FROM: Feed Commission Fund General Fund	\$120	
Louisiana Agricultural Finance Authority	\$220	\$45
Subtotal	\$340	\$45
TO FROM: Fertilizer Fund Louisiana Agricultural Finance Authority	\$600	\$185
Subtotal	\$600	\$185
TO FROM: Fire Insurance Fund General Fund	\$10,080	\$9,644
Subtotal	\$10,080	\$9,644
TO FROM: Fishermen's Gear Compensation Fund General Fund	\$539	\$9
Louisiana Underwater Obstruction Removal Fund	\$250	
Subtotal	\$789	\$9
TO FROM: Forest Protection Fund General Fund	\$785	\$5
Subtotal	\$785	\$5
TO FROM: Forestry Productivity Fund General Fund	\$3,738	
Subtotal	\$3,738	
TO FROM: Formosan Termite Initiative Fund General Fund	\$1,234	
Subtotal	\$1,234	
TO FROM: Fraud Detection Fund General Fund	\$309	\$62
Subtotal	\$309	\$62
TO FROM: General Aviation and Reliever Airport Maintenance Grant Program Fund General Fund	\$154	\$2
Subtotal	\$154	\$2
TO FROM: General Fund		
Boll Weevil Eradication Fund	\$945	\$2,037
Bond Security and Redemption Fund		\$259,530
Budget Stabilization Fund	\$26,288	\$26,288
Capital Outlay Escrow Fund	\$32,334	\$189
Compulsive and Problem Gaming Fund		\$979
Concealed Handgun Permit Fund		\$53
Conservation Fund		\$839
Crime Victims' Reparation Fund		\$352
Deficit Elimination/Capital Outlay Escrow Replenishment Fund	\$465	\$465
Education Excellence Fund	\$92,252	
Employment Security Administrative Account	\$2,476	\$272
Environmental Trust Fund		\$1,735
Forestry Productivity Fund	\$3,098	\$1,695
Formosan Termite Initiative Fund	\$2,000	\$758
Health Care Authority Fund		\$16

**SCHEDULE OF TRANSFERS TO AND DUE TO
FOR THE YEAR ENDED JUNE 30, 2002
(EXPRESSED IN THOUSANDS)**

	<u>TRANSFER TO</u>	<u>DUE TO</u>
TO FROM: General Fund		
Higher Education Initiatives Fund	\$2,450	
Incentive Fund	\$4,000	
Insurance Fraud Investigation Fund		\$65
Liquified Petroleum Gas Commission Rainy Day Fund		\$13
Louisiana Agricultural Finance Authority	\$1,316	\$25,722
Louisiana Agricultural Finance Authority Fund	\$361	
Louisiana Fire Marshall Fund		\$289
Louisiana Medical Assistance Trust Fund	\$66,769	\$6,985
Louisiana Senior Citizens Trust Fund		\$17
Louisiana Worker's Compensation Second Injury Fund		\$644
Marsh Island Operating Fund	\$43	\$43
Municipal Fire and Police Civil Service Operating Fund		\$12
Oil and Gas Regulatory Fund	\$993	\$53
Parish Royalty Fund	\$337	\$337
Patient's Compensation Fund		\$215
Pesticide Fund		\$2
Public Safety DWI Testing, Maintenance, and Training Fund		\$17
Rural Development Fund	\$6,153	
Severance Tax Fund	\$39,858	\$12,932
State Revenue Sharing Fund	\$90,000	
Wetlands Conservation and Restoration Fund		\$780
Subtotal	\$372,138	\$343,334
TO FROM: Greater New Orleans Expressway Commission Additional Cost Fund		
General Fund	\$14	\$3
Subtotal	\$14	\$3
TO FROM: Hazardous Materials Emergency Response Fund		
General Fund	\$115	
Subtotal	\$115	
TO FROM: Hazardous Waste Site Cleanup Fund		
Capital Outlay Escrow Fund	\$118	
Environmental Trust Fund	\$8,703	\$854
General Fund	\$1,796	\$287
Subtotal	\$10,617	\$1,141
TO FROM: Health Care Authority Fund		
General Fund	\$36	\$36
Subtotal	\$36	\$36
TO FROM: Health Excellence Fund		
General Fund	\$200	
Subtotal	\$200	
TO FROM: Health Trust Fund		
General Fund	\$3,688	\$314
Medicaid Trust Fund for the Elderly	\$11	
Subtotal	\$3,699	\$314
TO FROM: Higher Education Distance Learning Account		
Higher Education Initiatives Fund	\$298	
Subtotal	\$298	
TO FROM: Higher Education Initiatives Fund		
General Fund	\$78	
Subtotal	\$78	

**SCHEDULE OF TRANSFERS TO AND DUE TO
FOR THE YEAR ENDED JUNE 30, 2002
(EXPRESSED IN THOUSANDS)**

	<u>TRANSFER TO</u>	<u>DUE TO</u>
TO FROM: Higher Education Library and Scientific Acquisitions Fund Higher Education Initiatives Fund	\$22,515	
Subtotal	\$22,515	
TO FROM: Incentive Fund General Fund	\$3,198	
Subtotal	\$3,198	
TO FROM: Insurance Fraud Investigation Fund General Fund	\$1,498	
Subtotal	\$1,498	
TO FROM: Judges' Supplemental Compensation Fund General Fund	\$3,736	
Subtotal	\$3,736	
TO FROM: Labor Workforce Development Training Account General Fund	\$17,614	\$2,211
Subtotal	\$17,614	\$2,211
TO FROM: Lead Hazard Reduction Fund General Fund	\$120	\$120
Subtotal	\$120	\$120
TO FROM: Legal Support Fund Mineral Resources Audit and Collection Fund	\$3,918	
Subtotal	\$3,918	
TO FROM: Liquefied Petroleum Gas Commission Rainy Day Fund General Fund	\$881	\$64
Subtotal	\$881	\$64
TO FROM: Literacy Fund General Fund	\$1	\$1
Subtotal	\$1	\$1
TO FROM: Lottery Proceeds Fund Compulsive and Problem Gaming Fund General Fund	\$500 \$99,794	
Subtotal	\$100,294	
TO FROM: Louisiana Agricultural Finance Authority Capital Outlay Escrow Fund	\$500	
Subtotal	\$500	
TO FROM: Louisiana Agricultural Finance Authority Fund General Fund	\$7,055	\$1,875
Subtotal	\$7,055	\$1,875
TO FROM: Louisiana Alarm Regulatory Trust Fund General Fund	\$475	
Subtotal	\$475	
TO FROM: Louisiana Alligator Resource Fund General Fund	\$1,071	\$49
Subtotal	\$1,071	\$49
TO FROM: Louisiana Asbestos Detection and Abatement Fund General Fund	\$1,238	
Subtotal	\$1,238	
TO FROM: Louisiana Charter School Start-Up Loan Fund General Fund	\$97	
Subtotal	\$97	
TO FROM: Louisiana Consumer Credit Education Fund General Fund	\$15	
Subtotal	\$15	

**SCHEDULE OF TRANSFERS TO AND DUE TO
FOR THE YEAR ENDED JUNE 30, 2002
(EXPRESSED IN THOUSANDS)**

	<u>TRANSFER TO</u>	<u>DUE TO</u>
TO FROM: Louisiana Duck Stamp Fund		
Capital Outlay Escrow Fund	\$469	
General Fund	\$215	\$27
	Subtotal	\$27
TO FROM: Louisiana Employment Opportunity Loan Fund		
General Fund	\$4	
	Subtotal	\$4
TO FROM: Louisiana Environmental Education Fund		
General Fund	\$93	\$57
	Subtotal	\$57
TO FROM: Louisiana Fire Marshall Fund		
Capital Outlay Escrow Fund	\$229	\$229
General Fund	\$7,342	\$213
	Subtotal	\$442
TO FROM: Louisiana Fund		
Capital Outlay Escrow Fund	\$130	
General Fund	\$43,292	\$1,365
	Subtotal	\$1,365
TO FROM: Louisiana Fur and Alligator Public Education and Marketing Fund		
General Fund	\$79	\$2
	Subtotal	\$2
TO FROM: Louisiana Homeless Trust Fund		
General Fund	\$2	\$2
	Subtotal	\$2
TO FROM: Louisiana Lottery Corporation		
Bond Security and Redemption Fund	\$111,029	\$9,161
	Subtotal	\$9,161
TO FROM: Louisiana Manufactured Housing Commission Fund		
Bond Security and Redemption Fund		\$15,218
General Fund	\$189	
	Subtotal	\$15,218
TO FROM: Louisiana Medical Assistance Trust Fund		
General Fund	\$131,765	
	Subtotal	\$131,765
TO FROM: Louisiana Office Facilities Corporation		
Capital Outlay Escrow Fund		\$11,554
	Subtotal	\$11,554
TO FROM: Louisiana Operation Game Thief Fund		
General Fund	\$1	
	Subtotal	\$1
TO FROM: Louisiana Opportunity Loan Fund		
General Fund		\$2,250
	Subtotal	\$2,250
TO FROM: Louisiana Quality Education Support Fund		
General Fund	\$28,378	\$11,108
Louisiana Education Quality Trust Fund		\$32,205
	Subtotal	\$43,313
TO FROM: Louisiana Senior Citizens Trust Fund		
General Fund	\$33	\$25
	Subtotal	\$25

**SCHEDULE OF TRANSFERS TO AND DUE TO
FOR THE YEAR ENDED JUNE 30, 2002
(EXPRESSED IN THOUSANDS)**

	<u>TRANSFER TO</u>	<u>DUE TO</u>
TO FROM: Louisiana State Parks Improvement and Repair Fund Capital Outlay Escrow Fund	\$3,500	
Subtotal	\$3,500	
TO FROM: Louisiana Technology Innovations Fund General Fund	\$3,541	\$1,807
Subtotal	\$3,541	\$1,807
TO FROM: Louisiana Tourism Promotion District General Fund	\$20,030	\$3,933
Subtotal	\$20,030	\$3,933
TO FROM: Louisiana Towing and Storage Fund General Fund	\$281	\$145
Subtotal	\$281	\$145
TO FROM: Louisiana Underwater Obstruction Removal Fund General Fund	\$250	\$32
Subtotal	\$250	\$32
TO FROM: Louisiana Wild Turkey Stamp Fund General Fund	\$2	
Subtotal	\$2	
TO FROM: Louisiana Worker's Compensation Second Injury Fund General Fund	\$29,314	
Subtotal	\$29,314	
TO FROM: Marketing Fund General Fund	\$1,834	\$238
Subtotal	\$1,834	\$238
TO FROM: Marsh Island Operating Fund Bond Security and Redemption Fund	\$522	
General Fund	\$562	\$8
Parish Royalty Fund	\$58	
Russell Sage or Marsh Island Refuge Fund	\$369	\$390
Russell Sage Special Fund #2	\$67	\$39
Subtotal	\$1,578	\$437
TO FROM: Medicaid Trust Fund for the Elderly Bond Security and Redemption Fund		\$1
General Fund	\$245,510	\$2,570
Health Trust Fund	\$3,699	\$227
Subtotal	\$249,209	\$2,798
TO FROM: Mineral Resources Audit and Collection Fund Bond Security and Redemption Fund		\$127
General Fund	\$1,341	\$205
Subtotal	\$1,341	\$332
TO FROM: Motor Carrier Regulation Fund General Fund	\$5,995	\$321
Subtotal	\$5,995	\$321
TO FROM: Motor Fuels Underground Storage Tank Trust Fund Environmental Trust Fund	\$760	\$760
General Fund	\$24,527	\$1,269
Subtotal	\$25,287	\$2,029
TO FROM: Motor Vehicle Safety Inspection Fund General Fund	\$45	
Subtotal	\$45	

**SCHEDULE OF TRANSFERS TO AND DUE TO
FOR THE YEAR ENDED JUNE 30, 2002
(EXPRESSED IN THOUSANDS)**

	<u>TRANSFER TO</u>	<u>DUE TO</u>
TO FROM: Motorcycle Safety Awareness & Operator Training Program Fund General Fund	\$140	\$60
Subtotal	\$140	\$60
TO FROM: Municipal Facilities Revolving Loan Fund General Fund	\$891	\$75
Subtotal	\$891	\$75
TO FROM: Municipal Fire and Police Civil Service Operating Fund General Fund	\$1,069	\$12
Subtotal	\$1,069	\$12
TO FROM: Natural Heritage Account General Fund	\$3	
Subtotal	\$3	
TO FROM: Natural Resources Copy and Publications Center General Fund	\$4	
Subtotal	\$4	
TO FROM: Office of Motor Vehicle Customer Service and Technology Fund General Fund	\$1,298	\$884
Subtotal	\$1,298	\$884
TO FROM: Office of Telecommunications Management General Fund		\$4
Subtotal		\$4
TO FROM: Office of Worker's Compensation Administrative Fund Bond Security and Redemption Fund General Fund	\$9,557	\$20
Subtotal	\$9,557	\$16 \$36
TO FROM: Oil and Gas Regulatory Fund General Fund	\$9,233	\$126
Subtotal	\$9,233	\$126
TO FROM: Oil Spill Contingency Fund General Fund	\$2,206	\$87
Subtotal	\$2,206	\$87
TO FROM: Oilfield Site Restoration Fund General Fund	\$5,392	\$248
Subtotal	\$5,392	\$248
TO FROM: Oyster Development Account General Fund	\$172	\$14
Subtotal	\$172	\$14
TO FROM: Oyster Sanitation Fund General Fund	\$165	\$12
Subtotal	\$165	\$12
TO FROM: Pari-Mutuel Live Racing Facility Gaming Control Fund General Fund	\$450	
Louisiana Agricultural Finance Authority Fund	\$7,423	\$2,244
Parish and Municipalities Excellence Fund	\$376	\$376
Subtotal	\$8,249	\$2,620
TO FROM: Parish and Municipalities Funds General Fund	\$27,267	\$10,000
Subtotal	\$27,267	\$10,000
TO FROM: Parish Royalty Fund Parish Royalty Sinking Fund	\$614	
Subtotal	\$614	

**SCHEDULE OF TRANSFERS TO AND DUE TO
FOR THE YEAR ENDED JUNE 30, 2002
(EXPRESSED IN THOUSANDS)**

	<u>TRANSFER TO</u>	<u>DUE TO</u>
TO FROM: Patient's Compensation Fund General Fund	\$77,127	\$1,805
Subtotal	\$77,127	\$1,805
TO FROM: Pesticide Fund Bond Security and Redemption Fund General Fund Louisiana Agricultural Finance Authority	\$3,316	\$2
Subtotal	\$3,316	\$171
TO FROM: Petroleum and Petroleum Products Fund General Fund	\$800	\$61
Subtotal	\$800	\$61
TO FROM: Public Safety DWI Testing, Maintenance, and Training Fund General Fund	\$619	
Subtotal	\$619	
TO FROM: Public Safety Services Cafeteria General Fund		\$1
Subtotal		\$1
TO FROM: Refund Offset Fund General Fund	\$205	
Subtotal	\$205	
TO FROM: Reptile and Amphibian Research Fund General Fund	\$6	
Subtotal	\$6	
TO FROM: Right to Know Fund General Fund	\$441	\$5
Subtotal	\$441	\$5
TO FROM: Riverboat Gaming Enforcement Fund Compulsive and Problem Gaming Fund General Fund	\$500 \$57,015	\$4,548
Subtotal	\$57,515	\$4,548
TO FROM: Rockefeller Refuge Fund Capital Outlay Escrow Fund General Fund Rockefeller Wildlife Refuge Trust and Protection Fund	\$938 \$2,654 \$83	\$355 \$100 \$83
Subtotal	\$3,675	\$538
TO FROM: Rockefeller Wildlife Refuge Trust and Protection Fund General Fund Rockefeller Refuge Fund	\$204	\$52
Subtotal	\$204	\$52
TO FROM: Rural Development Fund General Fund	\$7,745	\$545
Subtotal	\$7,745	\$545
TO FROM: Russell Sage or Marsh Island Capital Improvement Fund Capital Outlay Escrow Fund	\$378	
Subtotal	\$378	
TO FROM: Russell Sage or Marsh Island Refuge Fund Marsh Island Operating Fund	\$950	\$49
Subtotal	\$950	\$49
TO FROM: Russell Sage Special Fund #2 Capital Outlay Escrow Fund Marsh Island Operating Fund	\$457 \$290	
Subtotal	\$747	

**SCHEDULE OF TRANSFERS TO AND DUE TO
FOR THE YEAR ENDED JUNE 30, 2002
(EXPRESSED IN THOUSANDS)**

	<u>TRANSFER TO</u>	<u>DUE TO</u>
TO FROM: Scenic Rivers Fund General Fund	\$2	
Subtotal	\$2	
TO FROM: School and District Accountability Fund General Fund	\$21	\$20
Subtotal	\$21	\$20
TO FROM: School Leadership Development Fund General Fund	\$264	\$156
Subtotal	\$264	\$156
TO FROM: Seafood Promotion and Marketing Fund General Fund	\$473	\$25
Subtotal	\$473	\$25
TO FROM: Section 201 Petition Fund General Fund	\$100	
Subtotal	\$100	
TO FROM: Severance Tax Fund General Fund		\$63
Subtotal		\$63
TO FROM: Shrimp Marketing and Promotion Account General Fund	\$52	\$5
Subtotal	\$52	\$5
TO FROM: Small Business Surety Bonding Fund General Fund	\$281	\$70
Subtotal	\$281	\$70
TO FROM: State Parks Land Acquisition Fund General Fund	\$429	\$242
Subtotal	\$429	\$242
TO FROM: State Revenue Sharing Fund General Fund	\$90,000	
Subtotal	\$90,000	
TO FROM: Structural Pest Control Commission Fund General Fund	\$542	
Subtotal	\$542	
TO FROM: Support Education in Louisiana First Fund General Fund	\$96,831	
Subtotal	\$96,831	
TO FROM: Tax Commission Expense Fund General Fund	\$1,098	\$647
Subtotal	\$1,098	\$647
TO FROM: Teacher Supplies Fund Academic Improvement Fund	\$1,244	
Subtotal	\$1,244	
TO FROM: Telecommunications for the Deaf Fund General Fund	\$1,708	\$216
Subtotal	\$1,708	\$216
TO FROM: TOPS Fund General Fund	\$1,780	
Subtotal	\$1,780	
TO FROM: Transportation Infrastructure Model for Economic Development Capital Outlay Escrow Fund	\$106,886	\$13,224
General Fund	\$4,000	\$1,745
Subtotal	\$110,886	\$14,969

**SCHEDULE OF TRANSFERS TO AND DUE TO
FOR THE YEAR ENDED JUNE 30, 2002
(EXPRESSED IN THOUSANDS)**

	<u>TRANSFER TO</u>	<u>DUE TO</u>
TO FROM: Transportation Trust Fund		
Capital Outlay Escrow Fund	\$566,781	\$64,816
General Fund	\$369,306	\$12,834
Subtotal	\$936,087	\$77,650
TO FROM: Traumatic Head and Spinal Cord Injury Trust Fund		
General Fund	\$998	\$125
Subtotal	\$998	\$125
TO FROM: Trial Court Case Management Information Fund		
General Fund	\$1,100	
Subtotal	\$1,100	
TO FROM: United States Olympic Checkoff Fund		
General Fund	\$5	\$5
Subtotal	\$5	\$5
TO FROM: Utility and Carrier Inspection and Supervision Fund		
General Fund	\$4,744	
Subtotal	\$4,744	
TO FROM: Video Draw Poker Device Fund		
Compulsive and Problem Gaming Fund	\$500	
General Fund	\$161,712	\$9,661
Subtotal	\$162,212	\$9,661
TO FROM: Video Draw Poker Device Purse Supplement Fund		
General Fund	\$2,555	
Subtotal	\$2,555	
TO FROM: Volunteer Firefighter Insurance Premium Fund		
General Fund	\$332	
Subtotal	\$332	
TO FROM: Waste Tire Management Fund		
Environmental Trust Fund	\$27	\$27
General Fund	\$11,121	\$856
Subtotal	\$11,148	\$883
TO FROM: Weights and Standards Mobile Police Force Fund		
General Fund	\$1,350	
Transportation Trust Fund	\$1	\$1
Subtotal	\$1,351	\$1
TO FROM: Wetlands Conservation and Restoration Fund		
General Fund	\$23,720	
Subtotal	\$23,720	
TO FROM: Wildlife Habitat and Natural Heritage Trust Fund		
Capital Outlay Escrow Fund	\$1,000	
General Fund	\$120	\$31
Subtotal	\$1,120	\$31
TO FROM: Worker's Compensation Enforcement Revolving Fund		
Office of Worker's Compensation Administrative Fund	\$183	
Subtotal	\$183	
Total	\$14,071,969	\$1,457,324

**SCHEDULE OF TRANSFERS FROM AND DUE FROM
FOR THE YEAR ENDED JUNE 30, 2002
(EXPRESSED IN THOUSANDS)**

	<u>TRANSFER FROM</u>	<u>DUE FROM</u>
FROMTO: Academic Improvement Fund		
Bond Security and Redemption Fund	\$80	
Classroom-Based Technology Fund	\$1,343	
Teacher Supplies Fund	\$1,244	
Subtotal	\$2,667	
FROMTO: Administrative Fund of the Department of Insurance		
Bond Security and Redemption Fund	\$540	\$500
Subtotal	\$540	\$500
FROMTO: Agricultural Commodity Commission Self Insurance Fund		
Bond Security and Redemption Fund	\$72	
Subtotal	\$72	
FROMTO: Agricultural Products Processing Development Fund		
Bond Security and Redemption Fund	\$1	
Subtotal	\$1	
FROMTO: Alternate Schools Fund		
Bond Security and Redemption Fund	\$6	
Subtotal	\$6	
FROMTO: Archaeological Curation Fund		
Bond Security and Redemption Fund	\$40	\$17
Subtotal	\$40	\$17
FROMTO: Artificial Reef Development Fund		
Bond Security and Redemption Fund	\$1,730	\$465
Subtotal	\$1,730	\$465
FROMTO: Avoyelles Parish Local Government Gaming Mitigation Fund		
Bond Security and Redemption Fund	\$1,847	\$420
Subtotal	\$1,847	\$420
FROMTO: Battered Women's Shelter Fund		
Bond Security and Redemption Fund	\$96	\$14
Subtotal	\$96	\$14
FROMTO: Black Bear Account		
Bond Security and Redemption Fund	\$25	\$1
Subtotal	\$25	\$1
FROMTO: Blind Vendors Trust Fund		
Bond Security and Redemption Fund	\$387	
Subtotal	\$387	
FROMTO: Boll Weevil Eradication Fund		
Bond Security and Redemption Fund	\$12,449	\$303
General Fund	\$945	\$2,037
Subtotal	\$13,394	\$2,340
FROMTO: Bond Security and Redemption Fund		
Agricultural Commodity Commission Self Insurance Fund		\$2
Capital Outlay Escrow Fund	\$3,923	
Drug Treatment Fund		\$9
General Fund		\$259,530
Louisiana Lottery Corporation	\$111,029	\$9,161
Louisiana Manufactured Housing Commission Fund		\$15,218
Marsh Island Operating Fund	\$522	
Medicaid Trust Fund for the Elderly		\$1
Mineral Resources Audit and Collection Fund		\$127

**SCHEDULE OF TRANSFERS FROM AND DUE FROM
FOR THE YEAR ENDED JUNE 30, 2002
(EXPRESSED IN THOUSANDS)**

	<u>TRANSFER FROM</u>	<u>DUE FROM</u>
FROMTO: Bond Security and Redemption Fund		
Office of Worker's Compensation Administrative Fund		\$20
Pesticide Fund		\$2
	Subtotal	\$284,070
FROMTO: Budget Stabilization Fund		
Bond Security and Redemption Fund	\$42,830	\$37,955
General Fund	\$26,288	\$26,288
	Subtotal	\$64,243
FROMTO: Capital Outlay Escrow Fund		
Bond Security and Redemption Fund	\$3,888	
Capitol Complex Master Plan Fund	\$6,588	
Conservation Fund	\$72	
Federal Energy Settlement Fund	\$1,873	
General Fund	\$32,334	\$189
Hazardous Waste Site Cleanup Fund	\$118	
Louisiana Agricultural Finance Authority	\$500	
Louisiana Duck Stamp Fund	\$469	
Louisiana Fire Marshall Fund	\$229	\$229
Louisiana Fund	\$130	
Louisiana Office Facilities Corporation		\$11,554
Louisiana State Parks Improvement and Repair Fund	\$3,500	
Rockefeller Refuge Fund	\$939	\$355
Russell Sage or Marsh Island Capital Improvement Fund	\$378	
Russell Sage Special Fund #2	\$457	
Transportation Infrastructure Model for Economic Development	\$106,886	\$13,224
Transportation Trust Fund	\$566,781	\$64,816
Wildlife Habitat and Natural Heritage Trust Fund	\$1,000	
	Subtotal	\$90,367
FROMTO: Casino Gaming Proceeds Fund		
Bond Security and Redemption Fund	\$5	
	Subtotal	\$5
FROMTO: Children's Trust Fund		
Bond Security and Redemption Fund	\$841	\$422
	Subtotal	\$422
FROMTO: Classroom-Based Technology Fund		
Bond Security and Redemption Fund	\$5	
	Subtotal	\$5
FROMTO: Coastal Mitigation Account		
Bond Security and Redemption Fund	\$30	
	Subtotal	\$30
FROMTO: Coastal Resources Trust Fund		
Bond Security and Redemption Fund	\$486	\$13
	Subtotal	\$13
FROMTO: Community and Technical College Investment Fund		
Bond Security and Redemption Fund	\$10	
	Subtotal	\$10
FROMTO: Compulsive and Problem Gaming Fund		
Bond Security and Redemption Fund	\$559	
General Fund		\$979
Lottery Proceeds Fund	\$500	
Riverboat Gaming Enforcement Fund	\$500	

**SCHEDULE OF TRANSFERS FROM AND DUE FROM
FOR THE YEAR ENDED JUNE 30, 2002
(EXPRESSED IN THOUSANDS)**

	<u>TRANSFER FROM</u>	<u>DUE FROM</u>
FROMTO: Compulsive and Problem Gaming Fund Video Draw Poker Device Fund	\$500	
Subtotal	\$2,059	\$979
FROMTO: Concealed Handgun Permit Fund Bond Security and Redemption Fund General Fund	\$347	\$7 \$53
Subtotal	\$347	\$60
FROMTO: Conservation Fund Bond Security and Redemption Fund Capital Outlay Escrow Fund General Fund	\$35,609 \$136	\$1,986 \$839
Subtotal	\$35,745	\$2,825
FROMTO: Crime Victims' Reparation Fund Bond Security and Redemption Fund General Fund	\$1,369	\$101 \$352
Subtotal	\$1,369	\$453
FROMTO: Criminal Identification and Information Fund Bond Security and Redemption Fund	\$142	\$142
Subtotal	\$142	\$142
FROMTO: Deficit Elimination/Capital Outlay Escrow Replenishment Fund Bond Security and Redemption Fund General Fund	\$3,741 \$465	 \$465
Subtotal	\$4,206	\$465
FROMTO: Director of Worker's Compensation Revolving Fund Bond Security and Redemption Fund	\$55	\$2
Subtotal	\$55	\$2
FROMTO: Disability Affairs Trust Fund Bond Security and Redemption Fund	\$184	\$11
Subtotal	\$184	\$11
FROMTO: DOTD Right of Way Permit Processing Fund Bond Security and Redemption Fund	\$329	\$5
Subtotal	\$329	\$5
FROMTO: Drug Abuse Education and Treatment Fund Bond Security and Redemption Fund	\$200	\$16
Subtotal	\$200	\$16
FROMTO: Economics and Rate Analysis Div. and Hearing Examiners Supp. Fee Fund Bond Security and Redemption Fund	\$741	\$199
Subtotal	\$741	\$199
FROMTO: Education Excellence Fund Bond Security and Redemption Fund General Fund	\$432,761 \$92,252	
Subtotal	\$525,013	
FROMTO: Emergency Medical Technical Fund Bond Security and Redemption Fund	\$8	
Subtotal	\$8	
FROMTO: Employment Security Administrative Account General Fund	\$2,476	\$272
Subtotal	\$2,476	\$272

**SCHEDULE OF TRANSFERS FROM AND DUE FROM
FOR THE YEAR ENDED JUNE 30, 2002
(EXPRESSED IN THOUSANDS)**

	<u>TRANSFER FROM</u>	<u>DUE FROM</u>
FROMTO: Environmental Trust Fund		
Bond Security and Redemption Fund	\$39,724	\$590
General Fund		\$1,735
Hazardous Waste Site Cleanup Fund	\$8,703	\$854
Motor Fuels Underground Storage Tank Trust Fund	\$760	\$760
Waste Tire Management Fund	\$27	\$27
	Subtotal	\$3,966
FROMTO: Excess Revenue Collection Fund		
Bond Security and Redemption Fund	\$9,036	\$9,036
	Subtotal	\$9,036
FROMTO: Explosives Trust Fund		
Bond Security and Redemption Fund	\$56	\$1
	Subtotal	\$1
FROMTO: Federal Energy Settlement Fund		
Capital Outlay Escrow Fund	\$12,781	
	Subtotal	\$12,781
FROMTO: Feed Commission Fund		
Bond Security and Redemption Fund	\$121	
	Subtotal	\$121
FROMTO: Fire Insurance Fund		
Bond Security and Redemption Fund	\$11,551	
	Subtotal	\$11,551
FROMTO: Fishermen's Gear Compensation Fund		
Bond Security and Redemption Fund	\$276	\$26
	Subtotal	\$26
FROMTO: Forest Protection Fund		
Bond Security and Redemption Fund	\$785	\$2
	Subtotal	\$2
FROMTO: Forestry Productivity Fund		
Bond Security and Redemption Fund	\$70	
General Fund	\$3,098	\$1,695
	Subtotal	\$1,695
FROMTO: Formosan Termite Initiative Fund		
Bond Security and Redemption Fund	\$148	
General Fund	\$2,000	\$758
	Subtotal	\$758
FROMTO: Fraud Detection Fund		
Bond Security and Redemption Fund	\$923	\$91
	Subtotal	\$91
FROMTO: General Aviation and Reliever Airport Maintenance Grant Program Fund		
Bond Security and Redemption Fund	\$6	
	Subtotal	\$6
FROMTO: General Fund		
Academic Improvement Fund	\$480	
Administrative Fund of the Department of Insurance	\$502	\$298
Administrative Services		\$400
Agricultural Commodity Commission Self Insurance Fund	\$50	
Alternate Schools Fund	\$182	\$182
Artificial Reef Development Fund	\$380	\$59

**SCHEDULE OF TRANSFERS FROM AND DUE FROM
FOR THE YEAR ENDED JUNE 30, 2002
(EXPRESSED IN THOUSANDS)**

	<u>TRANSFER FROM</u>	<u>DUE FROM</u>
FROMTO: General Fund		
Avoyelles Parish Local Government Gaming Mitigation Fund	\$1,847	\$420
Battered Women's Shelter Fund	\$84	\$27
Blind Vendors Trust Fund	\$308	\$31
Boll Weevil Eradication Fund	\$12,184	
Bond Security and Redemption Fund	\$7,307,122	\$628,548
Capital Outlay Escrow Fund	\$6,039	
Children's Trust Fund	\$770	\$260
Coastal Resources Trust Fund	\$610	\$106
Community and Technical College Investment Fund	\$415	\$215
Compulsive and Problem Gaming Fund	\$2,021	
Concealed Handgun Permit Fund	\$297	
Conservation Fund	\$36,010	
Crime Victims' Reparation Fund	\$1,548	
Director of Worker's Compensation Revolving Fund	\$788	\$788
Disability Affairs Trust Fund	\$110	
Donald J. Thibodeaux Training Complex		\$7
DOTD Right of Way Permit Processing Fund	\$373	
Drug Abuse Education and Treatment Fund	\$119	\$19
Drug Treatment Fund	\$22	
Economics and Rate Analysis Div. and Hearing Examiners Supp. Fee Fund	\$625	
Education Excellence Fund	\$99,701	\$7,291
Employment Security Administrative Account	\$5,810	\$520
Environmental Trust Fund	\$51,815	
Explosives Trust Fund	\$26	
Federal Energy Settlement Fund	\$7,583	\$227
Feed Commission Fund	\$120	
Fire Insurance Fund	\$10,080	\$9,644
Fishermen's Gear Compensation Fund	\$539	\$9
Forest Protection Fund	\$785	\$5
Forestry Productivity Fund	\$3,738	
Formosan Termite Initiative Fund	\$1,234	
Fraud Detection Fund	\$309	\$62
General Aviation and Reliever Airport Maintenance Grant Program Fund	\$154	\$2
Greater New Orleans Expressway Commission Additional Cost Fund	\$14	\$3
Hazardous Materials Emergency Response Fund	\$115	
Hazardous Waste Site Cleanup Fund	\$1,796	\$287
Health Care Authority Fund	\$36	\$36
Health Excellence Fund	\$200	
Health Trust Fund	\$3,688	\$314
Higher Education Initiatives Fund	\$78	
Incentive Fund	\$3,198	
Insurance Fraud Investigation Fund	\$1,498	
Judges' Supplemental Compensation Fund	\$3,736	
Labor Workforce Development Training Account	\$17,614	\$2,211
Lead Hazard Reduction Fund	\$120	\$120
Liquified Petroleum Gas Commission Rainy Day Fund	\$881	\$64
Literacy Fund	\$1	\$1
Lottery Proceeds Fund	\$99,794	
Louisiana Agricultural Finance Authority Fund	\$7,055	\$1,875
Louisiana Alarm Regulatory Trust Fund	\$475	
Louisiana Alligator Resource Fund	\$1,071	\$49
Louisiana Asbestos Detection and Abatement Fund	\$1,238	
Louisiana Charter School Start-Up Loan Fund	\$97	

**SCHEDULE OF TRANSFERS FROM AND DUE FROM
FOR THE YEAR ENDED JUNE 30, 2002
(EXPRESSED IN THOUSANDS)**

	<u>TRANSFER FROM</u>	<u>DUE FROM</u>
FROMTO: General Fund		
Louisiana Consumer Credit Education Fund	\$15	
Louisiana Duck Stamp Fund	\$215	\$27
Louisiana Employment Opportunity Loan Fund	\$4	
Louisiana Environmental Education Fund	\$93	\$57
Louisiana Fire Marshall Fund	\$7,342	\$213
Louisiana Fund	\$43,292	\$1,365
Louisiana Fur and Alligator Public Education and Marketing Fund	\$79	\$2
Louisiana Homeless Trust Fund	\$2	\$2
Louisiana Manufactured Housing Commission Fund	\$189	
Louisiana Medical Assistance Trust Fund	\$131,765	
Louisiana Operation Game Thief Fund	\$1	
Louisiana Opportunity Loan Fund		\$2,250
Louisiana Quality Education Support Fund	\$28,378	\$11,108
Louisiana Senior Citizens Trust Fund	\$33	\$25
Louisiana Technology Innovations Fund	\$3,541	\$1,807
Louisiana Tourism Promotion District	\$20,030	\$3,933
Louisiana Towing and Storage Fund	\$281	\$145
Louisiana Underwater Obstruction Removal Fund	\$250	\$32
Louisiana Wild Turkey Stamp Fund	\$2	
Louisiana Worker's Compensation Second Injury Fund	\$29,314	
Marketing Fund	\$1,834	\$238
Marsh Island Operating Fund	\$562	\$8
Medicaid Trust Fund for the Elderly	\$245,510	\$2,570
Mineral Resources Audit and Collection Fund	\$1,341	\$205
Motor Carrier Regulation Fund	\$5,995	\$321
Motor Fuels Underground Storage Tank Trust Fund	\$24,527	\$1,269
Motor Vehicle Safety Inspection Fund	\$45	
Motorcycle Safety Awareness & Operator Training Program Fund	\$140	\$60
Municipal Facilities Revolving Loan Fund	\$891	\$75
Municipal Fire and Police Civil Service Operating Fund	\$1,069	\$12
Natural Heritage Account	\$3	
Natural Resources Copy and Publications Center	\$4	
Office of Motor Vehicle Customer Service and Technology Fund	\$1,298	\$884
Office of Telecommunications Management		\$4
Office of Worker's Compensation Administrative Fund	\$9,557	\$16
Oil and Gas Regulatory Fund	\$9,233	\$126
Oil Spill Contingency Fund	\$2,206	\$87
Oilfield Site Restoration Fund	\$5,392	\$248
Oyster Development Account	\$172	\$14
Oyster Sanitation Fund	\$165	\$12
Pari-Mutuel Live Racing Facility Gaming Control Fund	\$450	
Parish and Municipalities Funds	\$27,267	\$10,000
Patient's Compensation Fund	\$77,127	\$1,805
Pesticide Fund	\$3,316	
Petroleum and Petroleum Products Fund	\$800	\$61
Public Safety DWI Testing, Maintenance, and Training Fund	\$619	
Public Safety Services Cafeteria		\$1
Refund Offset Fund	\$205	
Reptile and Amphibian Research Fund	\$6	
Right to Know Fund	\$441	\$5
Riverboat Gaming Enforcement Fund	\$57,015	\$4,548
Rockefeller Refuge Fund	\$2,654	\$100
Rockefeller Wildlife Refuge Trust and Protection Fund	\$204	

**SCHEDULE OF TRANSFERS FROM AND DUE FROM
FOR THE YEAR ENDED JUNE 30, 2002
(EXPRESSED IN THOUSANDS)**

	<u>TRANSFER FROM</u>	<u>DUE FROM</u>
FROMTO: General Fund		
Rural Development Fund	\$7,745	\$545
Scenic Rivers Fund	\$2	
School and District Accountability Fund	\$21	\$20
School Leadership Development Fund	\$264	\$156
Seafood Promotion and Marketing Fund	\$473	\$25
Section 201 Petition Fund	\$100	
Severance Tax Fund		\$63
Shrimp Marketing and Promotion Account	\$52	\$5
Small Business Surety Bonding Fund	\$281	\$70
State Parks Land Acquisition Fund	\$429	\$242
State Revenue Sharing Fund	\$90,000	
Structural Pest Control Commission Fund	\$542	
Support Education in Louisiana First Fund	\$96,831	
Tax Commission Expense Fund	\$1,098	\$647
Telecommunications for the Deaf Fund	\$1,708	\$216
TOPS Fund	\$1,780	
Transportation Infrastructure Model for Economic Development	\$4,000	\$1,745
Transportation Trust Fund	\$369,306	\$12,834
Traumatic Head and Spinal Cord Injury Trust Fund	\$998	\$125
Trial Court Case Management Information Fund	\$1,100	
United States Olympic Checkoff	\$5	\$5
Utility and Carrier Inspection and Supervision Fund	\$4,744	
Video Draw Poker Device Fund	\$161,712	\$9,661
Video Draw Poker Purse Supplement Fund	\$2,555	
Volunteer Firefighter Insurance Premium Fund	\$332	
Waste Tire Management Fund	\$11,121	\$856
Weights and Standards Mobile Police Force Fund	\$1,350	
Wetlands Conservation and Restoration Fund	\$23,720	
Wildlife Habitat and Natural Heritage Trust Fund	\$120	\$31
	Subtotal	\$724,961
FROMTO: Greater New Orleans Expressway Commission Additional Cost Fund		
Bond Security and Redemption Fund	\$12	\$1
	Subtotal	\$1
FROMTO: Hazardous Materials Emergency Response Fund		
Bond Security and Redemption Fund	\$231	
	Subtotal	\$231
FROMTO: Hazardous Waste Site Cleanup Fund		
Bond Security and Redemption Fund	\$11,282	\$1,211
	Subtotal	\$1,211
FROMTO: Health Care Authority Fund		
Bond Security and Redemption Fund	\$7	
General Fund		\$16
	Subtotal	\$16
FROMTO: Health Excellence Fund		
Bond Security and Redemption Fund	\$319,209	
Education Excellence Fund		\$258
	Subtotal	\$258
FROMTO: Health Trust Fund		
Bond Security and Redemption Fund	\$21	

**SCHEDULE OF TRANSFERS FROM AND DUE FROM
FOR THE YEAR ENDED JUNE 30, 2002
(EXPRESSED IN THOUSANDS)**

	<u>TRANSFER FROM</u>	<u>DUE FROM</u>
FROMTO: Health Trust Fund		
Medicaid Trust Fund for the Elderly	\$3,699	\$227
	Subtotal	\$3,720
FROMTO: Higher Education Initiatives Fund		
Bond Security and Redemption Fund	\$484	
General Fund	\$2,450	
Higher Education Distance Learning Account	\$298	
Higher Education Library and Scientific Acquisitions Fund	\$22,515	
	Subtotal	\$25,747
FROMTO: Higher Education Library and Scientific Acquisitions Fund		
Bond Security and Redemption Fund	\$40	
	Subtotal	\$40
FROMTO: Incentive Fund		
General Fund	\$4,000	
	Subtotal	\$4,000
FROMTO: Insurance Fraud Investigation Fund		
Bond Security and Redemption Fund	\$2,303	
General Fund		\$65
	Subtotal	\$2,303
FROMTO: Judges' Supplemental Compensation Fund		
Bond Security and Redemption Fund	\$3,754	\$83
	Subtotal	\$3,754
FROMTO: Keep Louisiana Beautiful Fund		
Bond Security and Redemption Fund	\$1	
	Subtotal	\$1
FROMTO: Lead Hazard Reduction Fund		
Bond Security and Redemption Fund	\$96	
	Subtotal	\$96
FROMTO: Lifetime License Endowment Trust Fund		
Bond Security and Redemption Fund	\$1,453	\$12
	Subtotal	\$1,453
FROMTO: Liquefied Petroleum Gas Commission Rainy Day Fund		
Bond Security and Redemption Fund	\$881	\$11
General Fund		\$13
	Subtotal	\$881
FROMTO: Lottery Proceeds Fund		
Bond Security and Redemption Fund	\$112,920	\$9,161
	Subtotal	\$112,920
FROMTO: Louisiana Agricultural Finance Authority		
Feed Commission Fund	\$220	\$45
Fertilizer Fund	\$600	\$185
General Fund	\$1,316	\$25,722
Pesticide Fund		\$171
	Subtotal	\$2,136
FROMTO: Louisiana Agricultural Finance Authority Fund		
Bond Security and Redemption Fund	\$1	
General Fund	\$361	
Pari-Mutuel Live Racing Facility Gaming Control Fund	\$7,423	\$2,244
	Subtotal	\$7,785

**SCHEDULE OF TRANSFERS FROM AND DUE FROM
FOR THE YEAR ENDED JUNE 30, 2002
(EXPRESSED IN THOUSANDS)**

	<u>TRANSFER FROM</u>	<u>DUE FROM</u>
FROMTO: Louisiana Alarm Regulatory Trust Fund Bond Security and Redemption Fund	\$224	\$5
Subtotal	\$224	\$5
FROMTO: Louisiana Alligator Market Development Fund Bond Security and Redemption Fund	\$45	
Subtotal	\$45	
FROMTO: Louisiana Alligator Resource Fund Bond Security and Redemption Fund	\$1,138	
Subtotal	\$1,138	
FROMTO: Louisiana Asbestos Detection and Abatement Fund Bond Security and Redemption Fund	\$5	
Subtotal	\$5	
FROMTO: Louisiana Charter School Start-Up Loan Fund Bond Security and Redemption Fund	\$212	\$98
Subtotal	\$212	\$98
FROMTO: Louisiana Duck Stamp Fund Bond Security and Redemption Fund	\$786	
Subtotal	\$786	
FROMTO: Louisiana Education Quality Trust Fund Bond Security and Redemption Fund Louisiana Quality Education Support Fund	\$16,572	\$32,205
Subtotal	\$16,572	\$32,205
FROMTO: Louisiana Employment Opportunity Loan Fund Bond Security and Redemption Fund	\$49	
Subtotal	\$49	
FROMTO: Louisiana Environmental Education Fund Bond Security and Redemption Fund	\$180	\$2
Subtotal	\$180	\$2
FROMTO: Louisiana Fire Marshall Fund Bond Security and Redemption Fund General Fund	\$7,571	\$289
Subtotal	\$7,571	\$289
FROMTO: Louisiana Fund Bond Security and Redemption Fund Capital Outlay Escrow Fund	\$70,824 \$130	
Subtotal	\$70,954	
FROMTO: Louisiana Fur and Alligator Public Education and Marketing Fund Bond Security and Redemption Fund Conservation Fund	\$70 \$4	
Subtotal	\$74	
FROMTO: Louisiana Help Our Wildlife Fund Bond Security and Redemption Fund	\$21	
Subtotal	\$21	
FROMTO: Louisiana Investment Fund for Enhancement Capital Outlay Escrow Fund	\$75	
Subtotal	\$75	

**SCHEDULE OF TRANSFERS FROM AND DUE FROM
FOR THE YEAR ENDED JUNE 30, 2002
(EXPRESSED IN THOUSANDS)**

	<u>TRANSFER FROM</u>	<u>DUE FROM</u>
FROMTO: Louisiana Manufactured Housing Commission Fund Bond Security and Redemption Fund	\$226	
Subtotal	\$226	
FROMTO: Louisiana Medical Assistance Trust Fund Bond Security and Redemption Fund General Fund	\$90,927 \$66,769	\$9,114 \$6,985
Subtotal	\$157,696	\$16,099
FROMTO: Louisiana Office Facilities Corporation Capital Outlay Escrow Fund	\$1,873	
Subtotal	\$1,873	
FROMTO: Louisiana Quality Education Support Fund Bond Security and Redemption Fund	\$53,216	
Subtotal	\$53,216	
FROMTO: Louisiana Senior Citizens Trust Fund Bond Security and Redemption Fund General Fund	\$1	\$17
Subtotal	\$1	\$17
FROMTO: Louisiana State Parks Improvement and Repair Fund Bond Security and Redemption Fund	\$4,185	\$288
Subtotal	\$4,185	\$288
FROMTO: Louisiana Technology Innovations Fund Bond Security and Redemption Fund	\$345	\$1
Subtotal	\$345	\$1
FROMTO: Louisiana Towing and Storage Fund Bond Security and Redemption Fund	\$281	\$123
Subtotal	\$281	\$123
FROMTO: Louisiana Underwater Obstruction Removal Fund Bond Security and Redemption Fund Fishermen's Gear Compensation Fund	\$7 \$250	
Subtotal	\$257	
FROMTO: Louisiana Wild Turkey Stamp Fund Bond Security and Redemption Fund	\$63	
Subtotal	\$63	
FROMTO: Louisiana Worker's Compensation Second Injury Fund Bond Security and Redemption Fund General Fund	\$29,914	\$126 \$644
Subtotal	\$29,914	\$770
FROMTO: Marketing Fund Bond Security and Redemption Fund	\$2,005	
Subtotal	\$2,005	
FROMTO: Marsh Island Operating Fund General Fund Russell Sage or Marsh Island Refuge Fund Russell Sage Special Fund #2	\$43 \$950 \$290	\$43 \$49
Subtotal	\$1,283	\$92
FROMTO: Medicaid Trust Fund for the Elderly Bond Security and Redemption Fund	\$724,670	

**SCHEDULE OF TRANSFERS FROM AND DUE FROM
FOR THE YEAR ENDED JUNE 30, 2002
(EXPRESSED IN THOUSANDS)**

	<u>TRANSFER FROM</u>	<u>DUE FROM</u>
FROMTO: Medicaid Trust Fund for the Elderly Health Trust Fund	\$11	
Subtotal	\$724,681	
FROMTO: Medical Assistance Programs Fraud Detection Fund Bond Security and Redemption Fund	\$635	\$19
Subtotal	\$635	\$19
FROMTO: Mineral Resources Audit and Collection Fund Bond Security and Redemption Fund Legal Support Fund	\$1,222 \$3,918	
Subtotal	\$5,140	
FROMTO: Mineral Revenue Audit and Settlement Fund Bond Security and Redemption Fund	\$2,558	
Subtotal	\$2,558	
FROMTO: Motor Carrier Regulation Fund Bond Security and Redemption Fund	\$5,925	\$76
Subtotal	\$5,925	\$76
FROMTO: Motor Fuels Underground Storage Tank Trust Fund Bond Security and Redemption Fund	\$19,485	\$410
Subtotal	\$19,485	\$410
FROMTO: Motorcycle Safety Awareness & Operator Training Program Fund Bond Security and Redemption Fund	\$140	\$3
Subtotal	\$140	\$3
FROMTO: Municipal Fire and Police Civil Service Operating Fund Bond Security and Redemption Fund General Fund	\$1,059	\$12
Subtotal	\$1,059	\$12
FROMTO: Natural Heritage Account Bond Security and Redemption Fund	\$30	
Subtotal	\$30	
FROMTO: Nursing Home Residents' Trust Fund Bond Security and Redemption Fund	\$154	
Subtotal	\$154	
FROMTO: Office of Motor Vehicle Customer Service and Technology Fund Bond Security and Redemption Fund	\$6,577	\$119
Subtotal	\$6,577	\$119
FROMTO: Office of Worker's Compensation Administrative Fund Bond Security and Redemption Fund Worker's Compensation Enforcement Revolving Fund	\$8,464 \$183	
Subtotal	\$8,647	
FROMTO: Oil and Gas Regulatory Fund Bond Security and Redemption Fund General Fund	\$6,404 \$993	\$23 \$53
Subtotal	\$7,397	\$76
FROMTO: Oil Spill Contingency Fund Bond Security and Redemption Fund	\$3,419	\$597
Subtotal	\$3,419	\$597

**SCHEDULE OF TRANSFERS FROM AND DUE FROM
FOR THE YEAR ENDED JUNE 30, 2002
(EXPRESSED IN THOUSANDS)**

	<u>TRANSFER FROM</u>	<u>DUE FROM</u>
FROMTO: Oilfield Site Restoration Fund Bond Security and Redemption Fund	\$4,398	\$360
Subtotal	\$4,398	\$360
FROMTO: Oyster Development Account Bond Security and Redemption Fund	\$193	
Subtotal	\$193	
FROMTO: Oyster Sanitation Fund Bond Security and Redemption Fund	\$164	
Subtotal	\$164	
FROMTO: Pari-Mutuel Live Racing Facility Gaming Control Fund Bond Security and Redemption Fund	\$8,249	\$1,038
Subtotal	\$8,249	\$1,038
FROMTO: Parish and Municipalities Excellence Fund Pari-Mutuel Live Racing Facility Gaming Control Fund	\$376	\$376
Subtotal	\$376	\$376
FROMTO: Parish and Municipalities Funds Bond Security and Redemption Fund	\$30,758	\$5,221
Subtotal	\$30,758	\$5,221
FROMTO: Parish Royalty Fund General Fund Marsh Island Operating Fund	\$337 \$58	\$337
Subtotal	\$395	\$337
FROMTO: Parish Royalty Sinking Fund Parish Royalty Fund	\$614	
Subtotal	\$614	
FROMTO: Patient's Compensation Fund Bond Security and Redemption Fund General Fund	\$102,458	\$5,879 \$215
Subtotal	\$102,458	\$6,094
FROMTO: Pesticide Fund Bond Security and Redemption Fund General Fund	\$3,315	\$2
Subtotal	\$3,315	\$2
FROMTO: Petroleum and Petroleum Products Fund Bond Security and Redemption Fund	\$884	\$163
Subtotal	\$884	\$163
FROMTO: Proprietary School Students Protection Fund Bond Security and Redemption Fund	\$57	
Subtotal	\$57	
FROMTO: Public Safety Complex Fund Bond Security and Redemption Fund	\$526	
Subtotal	\$526	
FROMTO: Public Safety DWI Testing, Maintenance, and Training Fund Bond Security and Redemption Fund General Fund	\$474	\$1 \$17
Subtotal	\$474	\$18

**SCHEDULE OF TRANSFERS FROM AND DUE FROM
FOR THE YEAR ENDED JUNE 30, 2002
(EXPRESSED IN THOUSANDS)**

	<u>TRANSFER FROM</u>	<u>DUE FROM</u>
FROMTO: Quail Account Bond Security and Redemption Fund	\$6	
Subtotal	\$6	
FROMTO: Reptile and Amphibian Research Fund Bond Security and Redemption Fund	\$9	
Subtotal	\$9	
FROMTO: Right to Know Fund Bond Security and Redemption Fund	\$251	
Subtotal	\$251	
FROMTO: Risk Management Insurance Premium Payment Fund Bond Security and Redemption Fund	\$5,750	\$5,750
Subtotal	\$5,750	\$5,750
FROMTO: Riverboat Gaming Enforcement Fund Bond Security and Redemption Fund	\$56,715	\$2,005
Subtotal	\$56,715	\$2,005
FROMTO: Rockefeller Refuge Fund Rockefeller Wildlife Refuge Trust and Protection Fund		\$52
Subtotal		\$52
FROMTO: Rockefeller Wildlife Refuge Trust and Protection Fund Rockefeller Refuge Fund	\$83	\$83
Subtotal	\$83	\$83
FROMTO: Rural Development Fund Bond Security and Redemption Fund General Fund	\$365 \$6,153	
Subtotal	\$6,518	
FROMTO: Russell Sage or Marsh Island Capital Improvement Fund Bond Security and Redemption Fund	\$49	
Subtotal	\$49	
FROMTO: Russell Sage or Marsh Island Refuge Fund Marsh Island Operating Fund	\$369	\$390
Subtotal	\$369	\$390
FROMTO: Russell Sage Special Fund #2 Marsh Island Operating Fund	\$67	\$39
Subtotal	\$67	\$39
FROMTO: Saltwater Fishery Enforcement Fund Bond Security and Redemption Fund	\$46	
Subtotal	\$46	
FROMTO: Scenic Rivers Fund Bond Security and Redemption Fund	\$2	
Subtotal	\$2	
FROMTO: School and District Accountability Fund Bond Security and Redemption Fund	\$9	
Subtotal	\$9	
FROMTO: School Leadership Development Fund Bond Security and Redemption Fund	\$7	
Subtotal	\$7	

**SCHEDULE OF TRANSFERS FROM AND DUE FROM
FOR THE YEAR ENDED JUNE 30, 2002
(EXPRESSED IN THOUSANDS)**

	<u>TRANSFER FROM</u>	<u>DUE FROM</u>
FROMTO: Seafood Promotion and Marketing Fund Bond Security and Redemption Fund	\$398	\$1
Subtotal	\$398	\$1
FROMTO: Section 201 Petition Fund Bond Security and Redemption Fund	\$9	
Subtotal	\$9	
FROMTO: Severance Tax Fund General Fund	\$39,858	\$12,932
Subtotal	\$39,858	\$12,932
FROMTO: Sex Offender Registry Technology Fund Bond Security and Redemption Fund	\$14	\$1
Subtotal	\$14	\$1
FROMTO: Shrimp Marketing and Promotion Account Bond Security and Redemption Fund	\$140	
Subtotal	\$140	
FROMTO: Small Business Surety Bonding Fund Bond Security and Redemption Fund	\$124	
Subtotal	\$124	
FROMTO: State Parks Land Acquisition Fund Bond Security and Redemption Fund	\$14	
Subtotal	\$14	
FROMTO: State Revenue Sharing Fund General Fund	\$90,000	
Subtotal	\$90,000	
FROMTO: Structural Pest Control Commission Fund Bond Security and Redemption Fund	\$705	\$74
Subtotal	\$705	\$74
FROMTO: Support Education in Louisiana First Fund Bond Security and Redemption Fund	\$117,932	\$3,370
Subtotal	\$117,932	\$3,370
FROMTO: Tax Commission Expense Fund Bond Security and Redemption Fund	\$753	\$753
Subtotal	\$753	\$753
FROMTO: Teacher Preparation Loan Fund Bond Security and Redemption Fund	\$7	
Subtotal	\$7	
FROMTO: Teacher Supplies Fund Bond Security and Redemption Fund	\$5	
Subtotal	\$5	
FROMTO: Telecommunications for the Deaf Fund Bond Security and Redemption Fund	\$2,053	\$343
Subtotal	\$2,053	\$343
FROMTO: Telephone Company Property Assessment Relief Fund Bond Security and Redemption Fund	\$30,307	\$5,217
Subtotal	\$30,307	\$5,217
FROMTO: TOPS Fund Bond Security and Redemption Fund	\$319,211	

**SCHEDULE OF TRANSFERS FROM AND DUE FROM
FOR THE YEAR ENDED JUNE 30, 2002
(EXPRESSED IN THOUSANDS)**

	<u>TRANSFER FROM</u>	<u>DUE FROM</u>
FROMTO: TOPS Fund Education Excellence Fund		\$36
	Subtotal	\$36
FROMTO: Transportation Infrastructure Model for Economic Development Bond Security and Redemption Fund		\$20,612
	\$85,724	
	Subtotal	\$20,612
FROMTO: Transportation Trust Fund Bond Security and Redemption Fund		\$83,697
Weights and Standards Mobile Police Force Fund		\$1
	\$497,963	
	Subtotal	\$83,698
FROMTO: Traumatic Head and Spinal Cord Injury Trust Fund Bond Security and Redemption Fund		
	\$1,717	
	Subtotal	\$1,717
FROMTO: Trial Court Case Management Information Fund Bond Security and Redemption Fund		\$15
	\$1,438	
	Subtotal	\$15
FROMTO: Tuition Assistance Fund Bond Security and Redemption Fund		
	\$91	
	Subtotal	\$91
FROMTO: Utility and Carrier Inspection and Supervision Fund Bond Security and Redemption Fund		\$1,414
	\$7,492	
	Subtotal	\$1,414
FROMTO: Video Draw Poker Device Fund Bond Security and Redemption Fund		\$6,136
	\$162,212	
	Subtotal	\$6,136
FROMTO: Video Draw Poker Device Purse Supplement Fund Bond Security and Redemption Fund		\$113
	\$2,719	
	Subtotal	\$113
FROMTO: Vital Records Conservation Fund Bond Security and Redemption Fund		\$3
	\$7	
	Subtotal	\$3
FROMTO: Volunteer Firefighter Insurance Premium Fund Bond Security and Redemption Fund		
	\$7	
	Subtotal	\$7
FROMTO: Waste Tire Management Fund Bond Security and Redemption Fund		\$259
	\$7,975	
	Subtotal	\$259
FROMTO: Waterfowl Account Bond Security and Redemption Fund		
	\$11	
	Subtotal	\$11
FROMTO: Wetlands Conservation and Restoration Fund Bond Security and Redemption Fund		\$20,076
General Fund		\$780
	\$27,666	
	Subtotal	\$20,856
FROMTO: White Tail Deer Account Bond Security and Redemption Fund		
	\$1	
	Subtotal	\$1

**SCHEDULE OF TRANSFERS FROM AND DUE FROM
FOR THE YEAR ENDED JUNE 30, 2002
(EXPRESSED IN THOUSANDS)**

	<u>TRANSFER FROM</u>	<u>DUE FROM</u>
FROMTO: Wildlife Habitat and Natural Heritage Trust Fund Bond Security and Redemption Fund	\$1,148	
	Subtotal	\$1,148
FROMTO: Worker's Compensation Enforcement Revolving Fund Bond Security and Redemption Fund	\$1	
	Subtotal	\$1
FROMTO: Youthful Offender Management Fund Bond Security and Redemption Fund	\$245	
	Subtotal	\$245
	Total	\$14,071,968
		\$1,457,324

**STATE OF LOUISIANA
REVENUES BY SOURCE AND DISTRIBUTION
FISCAL YEAR 2001-02**

	TOTAL REVENUE BUDGET	TOTAL REVENUES AND RECEIPTS	BUDGET BOND SECURITY AND REDEMPTION	BOND SECURITY AND REDEMPTION FUND (B15)	BOND SECURITY AND REDEMPTION FUND PASS THROUGH (B10)
TAXES, LICENSES, FEES COLLECTED BY:					
DEPT OF REVENUE & TAXATION					
ALCOHOLIC BEVERAGE TAX	16,200,000	16,285,913	16,200,000	16,285,913	
ALCOHOL OUT OF STATE SHIPPERS		24,736		24,736	
BEER TAX	37,200,000	33,341,177	37,200,000	33,341,177	
CORPORATION FRANCHISE TAX	250,000,000	247,470,204	250,000,000	247,470,204	
ELECTRIC COOPERATIVE FEES		25,635		25,635	
GASOLINE TAX:					
TIMED-4 CENTS	86,800,000	39,497,762	86,800,000		545,762
TRANSPORTATION-16 CENTS	346,700,000	791,131,685	346,700,000		353,926,685
PORT OF NEW ORLEANS	500,000		500,000		
GIFT TAX	5,500,000	4,316,026	5,500,000	4,316,026	
INCOME TAX-CORPORATE (NET)	171,400,000	262,806,432	171,400,000	262,806,432	
INCOME TAX-FIDUCIARY (NET)		9,226,882		9,226,882	
INCOME TAX-INDIVIDUAL (NET)	1,842,900,000	1,779,506,088	1,842,900,000	1,779,506,088	
INHERITANCE TAX	63,000,000	64,679,188	63,000,000	64,679,188	
MAIL ORDER SALES		106		106	
ERNEST MORIAL CONVENTION CENTER		29,955		29,955	
NATURAL GAS FRANCHISE TAX	6,000,000	4,729,419	6,000,000	4,729,419	
P & M BEER		48,000		48,000	
PUBLIC UTILITIES TAX	3,000,000	2,819,430	3,000,000	2,819,430	
RENTAL AUTO EXCISE	4,500,000	4,344,255	4,500,000	4,344,255	
SALES TAX:					
SALES TAX-GENERAL	2,328,000,000	2,326,872,876	2,328,000,000	2,326,872,876	
TOURISM PROMOTION	17,000,000	19,424,000			
SALES JET FUELS-TRANSPORTATION TRUST	5,000,000	5,000,000	5,000,000		5,000,000
SALES TAX-HOTEL/MOTEL WITHHOLDS	1,900,000	950,400	1,900,000	950,400	
SALES CONSUMER USE	-	493,068		493,068	
SEVERANCE TAX-GENERAL	476,600,000	496,498,111	476,600,000	496,498,111	
SPECIAL FUELS TAX:					
TIMED-4 CENTS	23,460,000		23,460,000		
TRANSPORTATION-16 CENTS	93,840,000	93,186,831	93,840,000		93,186,831
SUPERVISION AND INSPECTION FEES	4,600,000	199,401	4,600,000		199,401
TOBACCO TAX AND PERMITS	104,200,000	128,532,516	104,200,000	128,532,516	
MISCELLANEOUS RECEIPTS:					
HAZARDOUS WASTE SITE CLEANUP		4,428,792			4,428,792
MARIJUANA CONTROL		8,681		8,681	
MARKETING FUND		1,764,780			1,764,780
NON-RESIDENT CONTRACTORS		5,054		5,054	
OILFIELD SITE RESTORATION		3,672,175			3,672,175
OIL SPILL CONTINGENCY		3,151,936			3,153,936
PARISH AND MUNICIPALITIES		30,702,657			30,702,657
PETROLEUM AND PETROLEUM PRODUCTS	900,000	883,089	900,000		883,089
TELEPHONE COMPANY PROPERTY		30,018,140			30,018,140
TELEPHONE TAX FOR THE DEAF		1,726,476			1,811,476
UTILITY AND CARRIER INSPECTION		5,175,947			5,175,947
TOTAL DEPARTMENT OF REVENUE	5,889,200,000	6,412,977,823	5,872,200,000	5,383,014,152	534,469,671
DEPARTMENT OF NATURAL RESOURCES					
ROYALTIES:					
90%-BOND SECURITY	222,500,000	258,653,840	222,500,000	258,653,840	
10% TO PARISHES	27,500,000	28,581,000			
BONUSES	22,500,000	23,237,059	22,500,000	23,237,059	
RENTALS	12,300,000	15,148,936	12,300,000	15,148,936	
CONSERVATION		6,680,224			6,680,224
ROCKEFELLER FUND		2,218,000			
MARSH ISLAND FUND		295,000			
MINERAL REVENUE AUDIT AND COLLECTION		189,801			189,801
WETLANDS	25,000,000	710,000	25,000,000		
COASTAL RESOURCES		515,691			515,691
FISHERMAN'S GEAR COMPENSATION		276,000			276,000
OILFIELD SITE RESTORATION		601,312			601,312
OIL AND GAS REGULATORY		6,403,995			6,403,995
NATURAL RESOURCES-OTHER REVENUE:					
OTHER USE OF MONEY & PROPERTY	2,900,000	14,217,698	2,900,000	14,217,698	
TOTAL DEPARTMENT OF NATURAL RESOURCES	312,700,000	357,728,556	285,200,000	311,257,533	14,667,023
TREASURER'S OFFICE					
INTEREST ON INVESTMENTS:					
INTEREST EARNINGS	38,000,000	58,070,412	38,000,000	58,070,412	
ACADEMIC IMPROVEMENT		79,699			79,699
ARCHAEOLOGICAL CURATION		1,291			1,291
ADMINISTRATION FUND-DEPT OF INSURANCE		1,800			1,800
AGRI-PRODUCTS		712			712
AGRICULTURE COMMODITY		23,826			23,826
ALARM REGULATORY		4,099			4,099
ALTERNATIVE SCHOOL FUND		5,813			5,813
ARTIFICIAL REEF DEVELOPMENT		1,067,115			1,067,115
BATTERED WOMEN SHELTER		4,177			4,177

BUDGET FOR GENERAL FUND	GENERAL FUND	BUDGET FOR ALL OTHER FUNDS	ALL OTHER FUNDS	FUND NAME
			38,952,000	TIMED
			437,205,000	TRANSPORTATION TRUST
		17,000,000	19,424,000	TOURISM PROMOTION TRANSPORTATION TRUST
				TIMED TRANSPORTATION TRUST
				HAZARDOUS WASTE SITE CLEANUP DRUG TREATMENT CENTER MARKETING FUND
			(2,000)	OILFIELD SITE RESTORATION OIL SPILL CONTINGENCY PARISH AND MUNICIPALITIES PETROLEUM & PETROLEUM PRODUCTS TELEPHONE COMPANY PROPERTY TELECOMM. FOR THE DEAF UTILITY AND CARRIER INSPECTION
			(85,000)	
<hr/>	<hr/>	<hr/>	<hr/>	
-	-	17,000,000	495,494,000	
		27,500,000	28,581,000	PARISH ROYALTY FUND
			2,218,000	CONSERVATION ROCKEFELLER FUND MARSH ISLAND FUND
			295,000	MINERAL REVENUE AUDIT & COLLECTION
			710,000	WETLANDS COASTAL RESOURCES FISHERMAN'S GEAR COMPENSATION OILFIELD SITE RESTORATION OIL AND GAS REGULATORY
<hr/>	<hr/>	<hr/>	<hr/>	
-	-	27,500,000	31,804,000	
				ARCHAEOLOGICAL CURATION ADMINISTRATION FUND-DEPT OF INSURANCE AGRI-PRODUCTS AGRICULTURE COMMODITY ALARM REGULATORY ALTERNATIVE SCHOOL FUND ARTIFICIAL REEF DEVELOPMENT BATTERED WOMEN SHELTER

**STATE OF LOUISIANA
REVENUES BY SOURCE AND DISTRIBUTION
FISCAL YEAR 2001-02**

	TOTAL REVENUE BUDGET	TOTAL REVENUES AND RECEIPTS	BUDGET BOND SECURITY AND REDEMPTION	BOND SECURITY AND REDEMPTION FUND (B15)	BOND SECURITY AND REDEMPTION FUND PASS THROUGH (B10)
BLACK BEAR ACCOUNT		1,192			1,192
BLIND VENDORS TRUST		43,889			43,889
BOLL WEEVIL ERADICATION		142,427			142,427
CAPITAL OUTLAY TIMED RESERVE		7,857,517			7,857,517
CLASSROOM BASED TECHNOLOGY		5,028			5,028
COMMUNITY AND TECHNICAL COLLEGE		10,394			10,394
COMPULSIVE AND PROBLEM GAMING		59,374			59,374
CONCEALED HANDGUN PERMIT		3,914			3,914
CONSERVATION		394,178			394,178
DEFICIT ELIMINATION/CAPITAL OUTLAY REPLENISHMENT		4,812,667			3,740,667
DISABILITY AFFAIRS TRUST		3,856			3,856
DWI TEST MAINTENANCE		12,646			12,646
ECONOMIC DEVELOPMENT AWARDS		106,000			
EDUCATION EXCELLENCE FUND		1,370,923			1,370,923
EMERGENCY MEDICAL TECHNICIAN		667			667
FOREST PRODUCTIVITY FUND		70,104			70,104
FORMOSAN TERMITE INITIATIVE		90,341			90,341
FUR AND ALLIGATOR EDUCATION		13,386			13,386
FUTURE MEDICAL CARE		346,037			346,037
GENERAL AVIATION AND RELIEVER AIRPORT		6,336			6,336
GREATER NEW ORLEANS EXPRESSWAY		65			65
HEALTH CARE FACILITY		21,498			21,498
HEALTH EXCELLENCE		2,046,760			2,046,760
INNOVATIVE TEACHING AND LEARNING		483,549			483,549
LIQUEFIED PETROLEUM GAS RAINY DAY FUND		15,445			15,445
LITERACY FUND		29			29
LOTTERY PROCEEDS	112,200,000	2,570,800	112,200,000		2,028,800
LOUISIANA ALLIGATOR RESOURCE		84,081			84,081
LOUISIANA ASBESTOS DETECT AND ABATEMENT		4,634			4,634
LOUISIANA CHARTER SCHOOL START-UP		114,011			114,011
LOUISIANA EMPLOYMENT OPPORTUNITY LOAN		18,981			18,981
LOUISIANA ENVIRONMENTAL EDUCATION		6,877			6,877
LOUISIANA FUND		1,314,382			1,021,382
LOUISIANA HELP OUR WILDLIFE		3,425			3,425
LOUISIANA HOMELESS TRUST FUND		128			128
LOUISIANA MEDICAL ASSISTANCE TRUST		2,248,860			1,748,860
LOUISIANA OPERATION GAME THIEF		22			22
LOUISIANA SENIOR CITIZENS TRUST		1,061			1,061
LOUISIANA TECHNOLOGY INNOVATIONS		235,083			303,083
LOUISIANA WILD TURKEY STAMP		4,961			4,961
MEDICAID TRUST FUND FOR THE ELDERLY		14,400,489			6,908,489
MEDICAL ASSISTANCE FRAUD PROTECTION		17,728			17,728
MINERAL REVENUE AUDIT		(109,125)			76,875
NATURAL HERITAGE		9,710			9,710
OIL SPILL CONTINGENCY		255,734			255,734
OILFIELD SITE RESTORATION		125,118			125,118
OYSTER DEVELOPMENT ACCOUNT		6,815			6,815
PARISH AND MUNICIPALITIES		131,699			131,699
PATIENTS COMPENSATION		3,614,014			3,614,014
PERMANENT TRUST FUND		16,571,913			16,571,913
PETROLEUM AND PETROLEUM PRODUCTS		1,339			1,339
PROPRIETARY SCHOOL STUDENT REC ADMIN.		43,320			43,320
QUAIL ACCOUNT		246			246
REPTILE AND AMPHIBIAN RESEARCH		226			226
REVENUE STABILIZATION		4,874,866			4,874,866
RUSSELL SAGE/MARSH ISLAND		49,425			49,425
SALTWATER FISHERY ENFORCEMENT		24,337			24,337
SCHOOL AND DISTRICT ACCOUNT		9,053			9,053
SCHOOL LEADERSHIP DEVELOPMENT		7,446			7,446
SHRIMP MARKET AND PROMO ACCOUNT		8,395			8,395
SMALL BUSINESS SURETY BONDING		38,887			38,887
SUPPORT EDUCATION IN LOUISIANA FIRST		1,949,068			1,509,068
SUPPORT FUND	48,700,000	29,551,016	48,700,000		53,216,016
TEACHER PREPARATION FUND		6,900			6,900
TEACHER SUPPLIES FUND		4,657			4,657
TELECOMMUNICATIONS FOR THE DEAF		241,899			241,899
TELEPHONE COMPANY PROPERTY		288,355			288,355
TOPS FUND		2,047,102			2,047,102
TRAUMATIC HEAD AND SPINAL INJURY		149,709			149,709
TRIAL COURT CASE MANAGEMENT		121,580			121,580
TRANSPORTATION TRUST	7,000,000	5,239,424	7,000,000		5,239,424
TUITION ASSISTANCE		91,250			91,250
UNDERGROUND OBSTRUCTION REMOVAL		6,892			6,892
UNITED STATES CHECKOFF		184			184
VITAL RECORDS CONVERSION		122			122
VOLUNTEER FIREFIGHTERS INSURANCE		7,450			7,450
WATERFOWL ACCOUNT		882			882
WETLANDS		2,558,845			2,558,845
WORKFORCE DEVELOPMENT		22,000			
YOUTHFUL OFFENDER MANAGEMENT		36,400			36,400
FEDERAL ENERGY SETTLEMENT		2,660,000			
FEDERAL STATE FISCAL ASSISTANCE		22,000			

BUDGET FOR GENERAL FUND	GENERAL FUND	BUDGET FOR ALL OTHER FUNDS	ALL OTHER FUNDS	FUND NAME
				BLACK BEAR ACCOUNT
				BLIND VENDORS TRUST
				BOLL WEEVIL ERADICATION
				TIMED
				CLASSROOM BASED TECHNOLOGY
				COMMUNITY AND TECHNICAL
				COMPULSIVE AND PROBLEM GAMING
				CONCEALED HANDGUN PERMIT
				CONSERVATION
		1,072,000		DEFICIT ELIMINATION/CAP OUTLAY REPLENISHMENT
				DISABILITY AFFAIRS TRUST
		106,000		DWI TEST MAINTENANCE
				ECONOMIC DEVELOPMENT AWARDS
				EDUCATION EXCELLENCE
				EMERGENCY MEDICAL TECHNICIAN
				FOREST PRODUCTIVITY
				FORMOSAN TERMITE INITIATIVE
				FUR AND ALLIGATOR EDUCATION
				FUTURE MEDICAL CARE
				GENERAL AVIATION AND RELIEVER
				GREATER NEW ORLEANS EXPRESSWAY
				HEALTH CARE FACILITY
				HEALTH EXCELLENCE
				INNOVATIVE TEACHING AND LEARNING
				LIQUEFIED PETROLEUM GAS RAINY DAY
				LITERACY FUND
		542,000		LOTTERY
				LOUISIANA ALLIGATOR RESOURCE
				LA ASBESTOS DETECT AND ABATEMENT
				LOUISIANA CHARTER SCHOOL START-UP
				LA EMPLOYMENT OPPORTUNITY LOAN
				LOUISIANA ENVIRONMENTAL EDUCATION
		293,000		LOUISIANA FUND
				LOUISIANA HELP OUR WILDLIFE
				LOUISIANA HOMELESS TRUST FUND
		500,000		LA MEDICAL ASSISTANCE TRUST
				LOUISIANA OPERATION GAME THIEF
				LOUISIANA SENIOR CITIZENS TRUST
		(68,000)		LOUISIANA TECHNOLOGY INNOVATIONS
				LOUISIANA WILD TURKEY STAMP
		7,492,000		MEDICAID TRUST FUND FOR THE ELDERLY
				MEDICAL ASSISTANCE TRUST
		(186,000)		MINERAL REVENUE AUDIT
				NATURAL HERITAGE
				OIL SPILL CONTINGENCY
				OILFIELD SITE RESTORATION
				OYSTER DEVELOPMENT ACCOUNT
				PARISH LOCAL GOVERNMENT
				PATIENTS COMPENSATION
				PERMANENT TRUST FUND
				PETROLEUM AND PETROLEUM PRODUCTS
				PROPRIETARY SCHOOL STUDENT REC ADMIN.
				QUAIL ACCOUNT
				REPTILE AND AMPHIBIAN RESEARCH
				REVENUE STABILIZATION
				RUSSELL SAGE/MARSH ISLAND
				SALTWATER FISHERY ENFORCEMENT
				SCHOOL AND DISTRICT ACCOUNT
				SCHOOL LEADERSHIP DEVELOPMENT
				SHRIMP MARKETING AND PROMOTION
				SMALL BUSINESS SURETY BONDING
		440,000		SUPPORT EDUCATION IN LOUISIANA FIRST
		(23,665,000)		SUPPORT FUND
				TEACHER PREPARATION FUND
				TEACHER SUPPLIES FUND
				TELECOMMUNICATIONS FOR THE DEAF
				TELEPHONE COMPANY PROPERTY
				TOPS
				TRAUMATIC HEAD AND SPINAL INJURY
				TRIAL COURT CASE MANAGEMENT
				TRANSPORTATION TRUST
				TUITION ASSISTANCE
				UNDERGROUND OBSTRUCTION REMOVAL
				UNITED STATES CHECKOFF
				VITAL RECORDS CONVERSION
				VOLUNTEER FIREFIGHTERS INSURANCE
				WATERFOWL ACCOUNT
				WETLANDS
		22,000		WORKFORCE DEVELOPMENT
				YOUTHFUL OFFENDER MANAGEMENT
		2,660,000		FEDERAL ENERGY SETTLEMENT
		22,000		FEDERAL STATE FISCAL ASSISTANCE

**STATE OF LOUISIANA
REVENUES BY SOURCE AND DISTRIBUTION
FISCAL YEAR 2001-02**

	TOTAL REVENUE BUDGET	TOTAL REVENUES AND RECEIPTS	BUDGET BOND SECURITY AND REDEMPTION	BOND SECURITY AND REDEMPTION FUND (B15)	BOND SECURITY AND REDEMPTION FUND PASS THROUGH (B10)
25% NATIONAL FOREST AND FLOOD CONTROL		3,852,903			
DOTD CAPITAL OUTLAY TIMED RESERVE		77,866,823			77,866,823
BOND SERVICING	13,900,000	1,465,559	13,900,000	1,465,559	
HEALTH EXCELLENCE		317,387,739			317,387,739
EDUCATION EXCELLENCE		430,940,137			430,940,137
TOPS FUND		317,388,780			317,388,780
LOUISIANA FUND	2,284,181	69,802,522	2,284,181		69,802,522
MINERAL AUDIT SETTLEMENT		1,032,534			1,032,534
BUDGET STABILIZATION FUND		1,397,000			
ESCHEAT UNCLAIMED PROPERTY	18,000,000	4,650,578	18,000,000	4,650,578	
OTHER AGENCY RECEIPTS-INCOME NOT AVAILABLE	24,000,000	15,878,825	24,000,000	15,878,825	
MISCELLANEOUS RECEIPTS:					
ARCHAEOLOGICAL CURATION		38,615			38,615
ARTIFICIAL REEF DEVELOPMENT		17,500			17,500
BATTERED WOMEN SHELTER		91,756			91,756
COMPULSIVE GAMING		500,000			500,000
DISABILITY AFFAIRS TRUST		179,663			179,663
GREATER NEW ORLEANS EXPRESSWAY		12,059			12,059
INCENTIVE FUND		43,000			
JUDGES SUPPLEMENTAL		20			20
KEEP LOUISIANA BEAUTIFUL		162			162
LIBRARY AND SCIENTIFIC ACQUISITIONS		39,763			39,763
LIQUEFIED PETROLEUM GAS RAINY DAY FUND		865,194			865,194
LA CHARTER SCHOOL START-UP		98,404			98,404
LA TECHNOLOGY INNOVATIONS		41,713			41,713
MINERAL REVENUE AUDIT AND SETTLEMENT		2,480,791			2,480,791
MISCELLANEOUS XB3		230,999		230,999	
MISCELLANEOUS XB4		10,408,845		10,408,845	
OIL SPILL CONTINGENCY		11,971			11,971
PARISH AND MUNICIPALITIES		50,000			50,000
STABILIZATION FUND - TOBACCO SETTLEMENT	192,615,819		192,615,819		
TRAUMATIC HEAD AND SPINAL INJURY		1,982			1,982
WETLANDS STATE PROJECTS		107,227			107,227
TOTAL TREASURER'S OFFICE	456,700,000	1,425,754,906	456,700,000	90,705,218	1,340,526,785
DEPARTMENT OF PUBLIC SAFETY					
SALES TAX-MOTOR VEHICLES	295,000,000	298,582,599	295,000,000	298,582,599	
CERTIFICATE OF TITLE	24,000,000	22,963,618	24,000,000	22,963,618	
MOTOR VEHICLE LICENSES:					
LICENSES	42,500,000	39,908,487	42,500,000	39,908,487	
HIGHWAY FUND #2	10,000,000	10,254,000			
TRANSPORTATION TRUST FUND	34,500,000	40,064,570	34,500,000		40,064,570
OTHER FEES-PUBLIC SAFETY:					
DRIVERS LICENSE FEES	10,400,000	10,024,145	10,400,000	10,024,145	
MISCELLANEOUS:					
ALARM REGULATORY		220,070			220,070
BLACK BEAR ACCOUNT		23,560			23,560
CASINO GAMING PROCEEDS	57,100,000	5,355	57,100,000		5,355
SELF FUND	109,800,000	57,070,934	109,800,000		57,070,934
CHILDREN'S TRUST FUND		1,470			1,470
COASTAL CONSERVATION PLATE		1,200			1,200
CRIMINAL IDENTIFICATION		142,194			142,194
DWI TESTING MAINTENANCE		461,800			461,800
EMERGENCY MEDICAL TECHNICIAN		6,826			6,826
EXPLOSIVE CIVIL PENALTY		25,500		25,500	
EXPLOSIVE TRUST		55,765			55,765
FIRE EXTINGUISHER		212,430			212,430
COMPULSIVE GAMING	2,000,000		2,000,000		
CONCEALED HANDGUN PERMIT		342,780			342,780
HAZARDOUS MATERIAL EMERGENCY RESPONSE		230,875			230,875
LA ENVIRONMENTAL EDUCATION		173,341			173,341
LA TOWING AND STORAGE		280,845			280,845
LA WILD TURKEY STAMP		2,962			2,962
MARKETING FUND		235,220			235,220
MEDICAID TRUST FUND FOR THE ELDERLY		300			300
MVI EMISSION TEST		376,356			376,356
OMV CUSTOMER SERVICE AND TECHNOLOGY		6,576,774			6,576,774
PARIMUTUEL LIVE RACING		8,249,366			8,249,366
PUBLIC SAFETY COMPLEX		525,987			525,987
QUAIL ACCOUNT		5,902			5,902
RACETRACK SLOTS	7,500,000		7,500,000		
RIGHT TO KNOW FUND		251,500			251,500
RIVERBOAT GAMING	55,600,000	116,067,618	55,600,000		116,067,618
RIVERBOAT FRANCHISE FEE	174,100,000	224,163,684	174,100,000	224,163,684	
SEX OFFENDER REGISTRY		9,021			9,021
VIDEO DRAW POKER	164,500,000	162,212,190	164,500,000		162,212,190
VIDEO DRAW POKER SUPPLEMENTAL		2,719,186			2,719,186
WATERFOWL ACCOUNT		10,900			10,900
WHITE TAIL DEER ACCOUNT		1,051			1,051
MV TRANSPORTATION DEVELOPMENT		285,293		285,293	
OTHER MOTOR VEHICLE FEES		2,793,875		2,793,875	

BUDGET FOR GENERAL FUND	GENERAL FUND	BUDGET FOR ALL OTHER FUNDS	ALL OTHER FUNDS	FUND NAME
	3,852,903			TIMED
				HEALTH EXCELLENCE
				EDUCATION EXCELLENCE
				TOPS
				LOUISIANA FUND
			1,397,000	MINERAL AUDIT SETTLEMENT
				BUDGET STABILIZATION FUND
				ARCHAEOLOGICAL CURATION
				BATTERED WOMEN SHELTER
				COMPULSIVE GAMING
				DISABILITY AFFAIRS TRUST
			43,000	GREATER NEW ORLEANS EXPRESSWAY
				INCENTIVE FUND
				JUDGES SUPPLEMENTAL
				KEEP LOUISIANA BEAUTIFUL
				LIBRARY AND SCIENTIFIC ACQUISITIONS
				LIQUEFIED PETROLEUM GAS RAINY DAY
				LA CHARTER SCHOOL START-UP
				LA TECHNOLOGY INNOVATIONS
				MINERAL REVENUE AUDIT AND SETTLEMENT
				OIL SPILL CONTINGENCY
				PARISH AND MUNICIPALITIES
				REVENUE STABILIZATION
				TRAUMATIC HEAD AND SPINAL INJURY
				WETLANDS
-	3,852,903	-	(9,330,000)	

10,000,000 10,254,000

STATE HIGHWAY FUND #2
TRANSPORTATION TRUST

ALARM REGULATORY FUND
BLACK BEAR ACCOUNT
CASINO GAMING
SELF FUND
CHILDREN'S TRUST
CONSERVATION PLATES
CRIMINAL IDENTIFICATION
DWI TESTING MAINTENANCE
EMERGENCY MEDICAL TECHNICIAN
EXPLOSIVE CIVIL PENALTY
EXPLOSIVES TRUST FUND
LA FIRE MARSHALL FUND
COMPULSIVE GAMING
CONCEALED HANDGUN PERMIT
HAZARDOUS MATERIAL EMERGENCY
LOUISIANA ENVIRONMENTAL EDUCATION
LA TOWING AND STORAGE
LA WILD TURKEY STAMP
MARKETING FUND
MEDICAID TRUST FUND FOR THE ELDERLY
ENVIRONMENTAL TRUST
OMV CUSTOMER SERVICE AND TECHNOLOGY
PARIMUTUEL LIVE RACING
PUBLIC SAFETY COMPLEX
QUAIL ACCOUNT

RIGHT TO KNOW FUND
RIVERBOAT GAMING
RIVERBOAT GAMING
SEX OFFENDER REGISTRY
VIDEO DRAW POKER
VIDEO DRAW POKER SUPPLEMENTAL
WATERFOWL ACCOUNT
WORKFORCE DEVELOPMENT
TRANSPORTATION TRUST

**STATE OF LOUISIANA
REVENUES BY SOURCE AND DISTRIBUTION
FISCAL YEAR 2001-02**

	TOTAL REVENUE BUDGET	TOTAL REVENUES AND RECEIPTS	BUDGET BOND SECURITY AND REDEMPTION	BOND SECURITY AND REDEMPTION FUND (B15)	BOND SECURITY AND REDEMPTION FUND PASS THROUGH (B10)
OTHER DRIVER LICENSE FEES		184,365		184,365	
MOTORCYCLE SAFETY FUND		139,643			139,643
TOTAL DEPARTMENT OF PUBLIC SAFETY	987,000,000	1,005,863,557	977,000,000	598,931,566	396,677,991
DEPARTMENT OF WILDLIFE AND FISHERIES					
LICENSES & FEES:					
CONSERVATION		28,532,871			28,532,871
LA ALLIGATOR RESOURCE		1,053,851			1,053,851
LA DUCK STAMP FUND		785,562			785,562
LA FUR AND ALLIGATOR		56,780			56,780
LA HELP OUR WILDLIFE		17,801			17,801
LA WILD TURKEY		55,125			55,125
OYSTER DEVELOPMENT ACCOUNT		185,735			185,735
SEAFOOD PROMOTION		397,839			397,839
NATURAL HERITAGE		19,967			19,967
SALTWATER FISHERY		21,243			21,243
SECTION 201		9,045			9,045
REPTILE AND AMPHIBIAN RESEARCH		8,844			8,844
ROCKEFELLER WILDLIFE REFUGE TRUST AND PROTECTION		(317,000)			
RUSSELL SAGE OR MARSH ISLAND REFUGE FUND		239,000			
RUSSELL SAGE SPECIAL FUND		64,000			
SHRIMP MARKETING AND PROMOTION ACCOUNT		131,600			131,600
LIFETIME LICENSE		1,452,829			1,452,829
SCENIC RIVERS		2,100			2,100
ARTIFICIAL REEF DEVELOPMENT		1,220,323			645,323
WILDLIFE HABITAT		1,147,785			1,147,785
TOTAL WILDLIFE AND FISHERIES	-	35,085,300	-	-	34,524,300
DEPARTMENT OF INSURANCE					
EXCISE LICENSE TAX	107,900,000	141,517,016	107,900,000	141,517,016	
ADMINISTRATIVE FUND OF THE DEPT. OF INSURANCE		537,637			537,637
FIRE INSURANCE	9,100,000		9,100,000		
FIRE MARSHALL FUND	6,700,000	7,358,347	6,700,000		7,358,347
INSURANCE FRAUD INVESTIGATION		2,303,045			2,303,045
LSU FIREMAN TRAINING FUND	1,300,000		1,300,000		
MUNICIPAL FIRE/CIVIL SERVICE		1,059,251			1,059,251
RETIREMENT SYSTEM INSURANCE PROCEEDS	32,300,000	31,286,000			
TOTAL DEPARTMENT OF INSURANCE	157,300,000	184,061,296	125,000,000	141,517,016	11,258,280
DEPARTMENT OF ENVIRONMENTAL QUALITY					
ENVIRONMENTAL TRUST	4,800,000	58,782,866	4,800,000		58,668,866
HAZARDOUS WASTE SITE CLEANUP		6,775,426			6,853,426
KEEP LOUISIANA BEAUTIFUL FUND		85			85
LEAD HAZARD REDUCTION FUND		95,579			95,579
OYSTER SANITATION		163,770			163,770
UNDERGROUND MOTOR FUELS		8,156,692			7,974,692
WASTE TIRE MANAGEMENT		163,776			163,776
DEPARTMENT OF ENVIRONMENTAL QUALITY	4,800,000	74,138,194	4,800,000	-	73,920,194
OTHER AGENCIES/DEPARTMENTS					
MISC MAJOR STATE REVENUE:					
GOVERNOR'S OFFICE-RURAL DEVELOP. INTEREST		454,139			365,139
INDIAN AFFAIRS-ALLEN GAMING MITIGATION		18			18
INDIAN AFFAIRS- AVOUELLES GAMING MITIGATION		1,847,069			1,847,069
LA. MANUFACTURED HOUSING COMMISSION		225,699			225,699
PATIENT'S COMPENSATION		100,286,172			98,844,172
LCLE-CRIME VICTIM'S REPARATION		1,369,142			1,369,142
LCLE-DRUG ABUSE EDUCATION		199,961			199,961
ATTORNEY GENERAL-MEDICAL ASSISTANCE FRAUD		516,696			516,696
PUBLIC SERVICE COMM-UTILITY CARRIER		2,857,908			2,857,908
PUBLIC SERVICE COMM-MOTOR CARRIER		5,924,755			5,924,755
AGRICULTURE-FERTILIZER COMMISSION		719,014			14
AGRICULTURE-FOREST PROTECTION	3,400,000	784,916	3,400,000		784,916
AGRICULTURE-MISCELLANEOUS		2,950		2,950	
AGRICULTURE-LA. AGRICULTURAL FINANCE		874			874
AGRICULTURE-PESTICIDE FUND		3,480,645			3,315,645
AGRICULTURE-FEED COMMISSION		776,185			121,185
AGRICULTURE-STRUCTURAL PEST CONTROL		704,883			704,883
AGRICULTURE-AG COMMODITIES SELF-INS.		47,690			47,690
AGRICULTURE-BOLL WEEVIL		12,306,698			12,306,698
AGRICULTURE-LA ALLIGATOR MARKET DEVELOPMENT		45,309			45,309
AGRICULTURE-FORMOSAN TERMITE INITIATIVE		57,951			57,951
ECONOMIC DEVELOPMENT-SMALL BUSINESS		12,239			12,239
ECONOMIC DEVELOPMENT-MARKETING		78,545			78,545
CRT-LA STATE PARKS LAND ACQUISITION		13,947			13,947
CRT-PARKS IMPROVEMENT		4,185,159			4,185,159
DOTD-RIGHT OF WAY		329,088			329,088
DOTD-48 HOUR PERMITS		458,324		458,324	

BUDGET FOR GENERAL FUND	GENERAL FUND	BUDGET FOR ALL OTHER FUNDS	ALL OTHER FUNDS	FUND NAME
				MOTORCYCLE SAFETY & TRAINING
-	-	10,000,000	10,254,000	
				CONSERVATION
				LA. ALLIGATOR RESOURCE
				LA DUCK STAMP
				LA FUR AND ALLIGATOR
				LA HELP OUR WILDLIFE
				LA WILD TURKEY
				OYSTER DEVELOPMENT ACCOUNT
				SEAFOOD PROMOTION & MARKET
				NATURAL HERITAGE
				SALTWATER FISHERY
				SECTION 201
				REPTILE AND AMPHIBIAN RESEARCH
			(317,000)	ROCKEFELLER WILDLIFE REFUGE TRUST & PROTECTION
			239,000	RUSSELL SAGE OR MARSH ISLAND REFUGE FUND
			64,000	RUSSELL SAGE SPECIAL FUND
				SHRIMP MARKETING AND PROMOTION
				LIFETIME LICENSE ENDOWMENT
				SCENIC RIVERS
			575,000	ARTIFICIAL REEF DEVELOPMENT
				WILDLIFE HABITAT
-	-	-	561,000	
				FIRE INSURANCE
				ADMINISTRATIVE FUND OF THE DEPT OF INS
				FIRE INSURANCE
				LA. FIRE MARSHALL
				INSURANCE FRAUD INVESTIGATION
				LSU FIREMAN TRAINING
				MUNICIPAL FIRE/CIVIL SERVICE
				RETIREMENT SYSTEM INSURANCE
		32,300,000	31,286,000	
-	-	32,300,000	31,286,000	
			114,000	ENVIRONMENTAL TRUST
			(78,000)	HAZARDOUS WASTE SITE CLEANUP
				KEEP LOUISIANA BEAUTIFUL FUND
				LEAD HAZARD REDUCTION FUND
				OYSTER SANITATION
			182,000	UNDERGROUND MOTOR FUELS
				WASTE TIRE MANAGEMENT
-	-	-	218,000	
			89,000	RURAL DEVELOPMENT
				ALLEN GAMING MITIGATION
				AVOYELLES GAMING
				ST. MARY GAMING MITIGATION
			1,442,000	PATIENT'S COMPENSATION
				CRIME VICTIM'S REPARATION
				DRUG ABUSE EDUCATION
				CLAIMS RECOVERY
				UTILITY CARRIER
				MOTOR CARRIER
			719,000	FERTILIZER COMMISSION
				FOREST PROTECTION
				LA AGRICULTURAL FINANCE
			165,000	PESTICIDE FUND
			655,000	FEED COMMISSION
				STRUCTURAL PEST CONTROL
				AGRICULTURE COMMODITIES
				BOLL WEEVIL ERADICATION
				LA ALLIGATOR MARKET DEVELOPMENT
				FORMOSAN TERMITE INITIATIVE
				SMALL BUSINESS
				MARKETING FUND
				LA STATE PARKS LAND ACQUISITION
				PARKS IMPROVEMENT
				RIGHT OF WAY PERMITS
				DOTD 48 HOUR PERMITS

**STATE OF LOUISIANA
REVENUES BY SOURCE AND DISTRIBUTION
FISCAL YEAR 2001-02**

	TOTAL REVENUE BUDGET	TOTAL REVENUES AND RECEIPTS	BUDGET BOND SECURITY AND REDEMPTION	BOND SECURITY AND REDEMPTION FUND (B15)	BOND SECURITY AND REDEMPTION FUND PASS THROUGH (B10)
CORRECTIONS-YOUTHFUL OFFENDER MGT		207,571			207,571
CORRECTIONS-SEX OFFENDER REGISTRY FUND		5,451			5,451
DHH and DSS- GARNISHMENT FEES		36		36	
DHH-PROVIDER FEES	91,400,000	89,177,146	91,400,000		89,177,146
DHH-HEALTH CARE		6,900			6,900
DHH-NURSING HOME RESIDENTS		154,328			154,328
DHH-MEDICAL ASSISTANCE PROG FRAUD DETECTION		100,696			100,696
DHH-MEDICAID TRUST FUND FOR THE ELDERLY		717,761,438			717,761,438
DHH-VITAL RECORDS CONVERSION		7,400			7,400
DSS-BLIND TRUST FUND		343,507			343,507
DHH AND DSS-CHILDRENS TRUST		839,850			839,850
DSS-FRAUD DETECTION		922,850			922,850
DSS-TRAUMATIC HEAD AND SPINAL CORD		1,565,200			1,565,200
LA TAX COMMISSION-EXPENSE FUND		753,312			753,312
EDUCATION-PROPRIETARY SCHOOL PROTECT		14,000			14,000
EDUCATION-LA OPPORTUNITY LOAN FUND		29,541			29,541
EDUCATION-HIGHER EDUCATION INITIATIVES		138,000			
EDUCATION-SAVINGS ENHANCEMENT		397,000			
LA WORKMEN'S COMPENSATION 2ND INJURY		30,311,495			29,913,495
EMPLOYMENT-WORKER'S COMP-DIRECTOR		55,955			55,955
EMPLOYMENT-WORKERS COMP ENFORCE REV		950			950
EMPLOYMENT-WORKERS' COMP ADMIN		9,061,527			8,464,527
EMPLOYMENT-EMPLOYMENT SECURITY ADMIN		5,360,000			
EMPLOYMENT-WORKFORCE DEVELOPMENT TRAINING		53,305,000			
JUDICIARY-JUDGES SUPPLEMENTAL COMPENSATION		3,753,611			3,753,611
JUDICIARY-TRAIL COURT CASE MANAGEMENT		1,316,219			1,316,219
TOTAL OTHER AGENCIES/DEPARTMENTS	94,800,000	1,053,274,959	94,800,000	461,310	989,548,649
TOTAL MAJOR STATE REVENUE	7,902,500,000	10,548,884,591	7,815,700,000	6,525,886,795	3,395,592,893
SELF-GENERATED-RETAINED FOR OPERATIONS	1,254,781,484	1,186,726,260	1,254,781,484	1,139,814,301	
FEDERAL GRANTS	5,610,717,151	5,785,614,299			
SUBTOTAL	14,767,998,635	17,521,225,150	9,070,481,484	7,665,701,096	3,395,592,893
PERMANENT TRUST FUNDS		2,209,000			
TOTAL PRIMARY GOVERNMENT	14,767,998,635	17,523,434,150	9,070,481,484	7,665,701,096	3,395,592,893
PENSION AND INVESTMENT TRUST FUNDS		1,384,043,000			
INTERNAL SERVICE FUNDS		60,771,000			
ENTERPRISE FUNDS		767,836,000			
PRIVATE PURPOSE TRUST FUNDS		7,271,000			
TOTAL PROPRIETARY AND SIMILAR TRUST		2,219,921,000	-	-	
GAAP GRAND TOTAL	14,767,998,635	19,743,355,150	9,070,481,484	7,665,701,096	3,395,592,893
COMPONENT UNITS		4,118,079,000			

BUDGET FOR GENERAL FUND	GENERAL FUND	BUDGET FOR ALL OTHER FUNDS	ALL OTHER FUNDS	FUND NAME
				YOUTHFUL OFFENDER MANAGEMENT
				SEX OFFENDER REGISTRY
				ADDICTIVE DISORDERS
				LA MEDICAL ASSISTANCE TRUST
				HEALTH CARE
				NURSING HOME RESIDENTS
				MEDICAL ASSISTANCE PROGRAMS FRAUD DETECTION
				MEDICAID TRUST FUND FOR THE ELDERLY
				VITAL RECORDS CONVERSION
				BLIND TRUST FUND
				CHILDREN'S TRUST FUND
				FRAUD DETECTION
				TRAUMATIC HEAD AND SPINAL CORD
				TAX COMMISSION EXPENSE
				PROPRIETARY SCHOOL PROTECTION
				LA OPPORTUNITY LOAN FUND
			138,000	HIGHER EDUCATION INITIATIVES
			397,000	SAVINGS ENHANCEMENT
			398,000	LA WORKMEN'S COMPENSATION 2ND
				DIRECTOR OF WORKERS COMP.
				WORKERS COMP ENFORCE REV
			597,000	WORKER'S COMPENSATION ADMIN
			5,360,000	EMPLOYMENT SECURITY ADMINISTRATIVE
			53,305,000	WORKFORCE DEVELOPMENT TRAINING
				JUDGES SUPPLEMENTAL COMPENSATION
				TRIAL COURT CASE MANAGEMENT
-	-	-	63,265,000	
-	3,852,903	86,800,000	623,552,000	
	43,674,959		3,237,000	
5,610,717,151	5,760,171,299		25,443,000	CAPITAL OUTLAY
5,610,717,151	5,807,699,161	86,800,000	652,232,000	
			5,029,000	EDUCATION EXCELLENCE
5,610,717,151	5,807,699,161	86,800,000	654,441,000	
			1,384,043,000	
			60,771,000	
			767,836,000	
			7,271,000	
-	-	-	2,219,921,000	
5,610,717,151	5,807,699,161	86,800,000	2,874,362,000	

STATE OF LOUISIANA
ACTUAL RECEIPTS & BUDGET COMPARISON
MAJOR STATE REVENUE EXCLUDING AGENCY INA
BOND SECURITY AND GENERAL FUND
FISCAL YEAR 2001-02

SCHEDULE NUMBER	BUDGET UNIT NAME	ACTUAL			FINAL	
		RECEIPTS MAJOR STATE	RECEIVABLES MAJOR STATE	TOTAL MAJOR STATE	BUDGET MAJOR STATE	VARIANCE (UNFAVORABLE)
	OFFICE OF THE GOVERNOR					
01-100	EXECUTIVE OFFICE	\$ 365,139	\$ -	\$ 365,139	\$ -	\$ 365,139
01-101	OFFICE OF INDIAN AFFAIRS	1,427,053	420,034	1,847,087	-	1,847,087
01-105	LA MANUFACTURED HOUSING COMM	225,699	-	225,699	-	225,699
01-108	PATIENT'S COMPENSATION	93,267,935	5,576,237	98,844,172	-	98,844,172
01-129	LA COMMISSION ON LAW ENFORCEMENT	1,452,755	116,348	1,569,103	-	1,569,103
	SUBTOTAL 01	<u>96,738,581</u>	<u>6,112,619</u>	<u>102,851,200</u>	<u>-</u>	<u>102,851,200</u>
	REVENUE BY TYPE					
	INTERGOVERNMENTAL RECEIPTS	1,329,703	116,348	1,446,051	-	1,446,051
	USE OF MONEY AND PROPERTY	460,905	-	460,905	-	460,905
	LICENSES, PERMITS AND FEES	224,938	-	224,938	-	224,938
	SALES OF COMMODITIES AND SERVICES	95,538,663	-	95,538,663	-	95,538,663
	OTHER RECEIPTS	(815,628)	5,996,271	5,180,643	-	5,180,643
	TOTAL REVENUE TYPE	<u>96,738,581</u>	<u>6,112,619</u>	<u>102,851,200</u>	<u>-</u>	<u>102,851,200</u>
	JUDICIARY					
	VARIOUS	5,069,384	445	5,069,829	-	5,069,829
	SUBTOTAL 03	<u>5,069,384</u>	<u>445</u>	<u>5,069,829</u>	<u>-</u>	<u>5,069,829</u>
	REVENUE BY TYPE					
	LICENSES, PERMITS AND FEES	5,069,384	445	5,069,829	-	5,069,829
	TOTAL REVENUE TYPE	<u>5,069,384</u>	<u>445</u>	<u>5,069,829</u>	<u>-</u>	<u>5,069,829</u>
	ELECTED OFFICIALS					
04-141	ATTORNEY GENERAL	497,496	19,200	516,696	-	516,696
04-158	PUBLIC SERVICE COMMISSION	8,481,069	301,594	8,782,663	-	8,782,663
04-160	DEPT OF AGRICULTURE	17,012,288	375,928	17,388,216	3,400,000	13,988,216
04-165	COMMISSIONER OF INSURANCE	127,277,506	25,497,789	152,775,295	125,000,000	27,775,295
	SUPPORT FUND	46,697,154	6,518,862	53,216,016	48,700,000	4,516,016
	PERMANENT TRUST FUND	10,208,359	6,363,554	16,571,913	-	16,571,913
	UNCLAIMED PROPERTY	4,828,016	-	4,828,016	18,000,000	(13,171,984)
	B10 INTEREST EARNED	47,450,438	(24,403)	47,426,035	-	47,426,035
	STABILIZATION FUND-INTEREST	4,874,866	-	4,874,866	4,700,000	174,866
	CAPITAL OUTLAY TIMED RESERVE	62,300,351	15,566,472	77,866,823	60,000,000	17,866,823
	TOBACCO SETTLEMENT	1,135,519,301	-	1,135,519,301	194,900,000	940,619,301
	B15 INTEREST EARNED	58,556,549	128,924	58,685,473	45,000,000	13,685,473
	BSRF-OTHER RECEIPTS	29,275,534	(15,241,652)	14,033,882	72,500,000	(58,466,118)
	TOTAL 04-148	<u>1,399,710,568</u>	<u>13,311,757</u>	<u>1,413,022,325</u>	<u>443,800,000</u>	<u>969,222,325</u>
	SUBTOTAL 04	<u>1,552,978,927</u>	<u>39,506,268</u>	<u>1,592,485,195</u>	<u>572,200,000</u>	<u>1,020,285,195</u>
	REVENUE BY TYPE					
	INTERGOVERNMENTAL RECEIPTS	1,145,683	19,200	1,164,883	194,900,000	(193,735,117)
	TAXES	186,960,715	40,566,387	227,527,102	128,400,000	99,127,102
	GAMING REVENUE	-	-	-	112,200,000	(112,200,000)
	TOBACCO SETTLEMENT	1,135,519,301	-	1,135,519,301	-	1,135,519,301
	USE OF MONEY AND PROPERTY	167,831,317	12,986,937	180,818,254	118,700,000	62,118,254
	LICENSES, PERMITS AND FEES	25,759,927	1,176,205	26,936,132	-	26,936,132
	SALES OF COMMODITIES AND SERVICES	9,613	2,137	11,750	-	11,750
	OTHER RECEIPTS	35,752,371	(15,244,598)	20,507,773	18,000,000	2,507,773
	TOTAL REVENUE TYPE	<u>1,552,978,927</u>	<u>39,506,268</u>	<u>1,592,485,195</u>	<u>572,200,000</u>	<u>1,020,285,195</u>
	ECONOMIC DEVELOPMENT					
05-252	OFFICE OF BUSINESS DEVELOPMENT	90,784	-	90,784	-	90,784
	SUBTOTAL 05	<u>90,784</u>	<u>-</u>	<u>90,784</u>	<u>-</u>	<u>90,784</u>
	REVENUE BY TYPE					
	USE OF MONEY AND PROPERTY	12,239	-	12,239	-	12,239
	OTHER RECEIPTS	78,545	-	78,545	-	78,545
	TOTAL REVENUE TYPE	<u>90,784</u>	<u>-</u>	<u>90,784</u>	<u>-</u>	<u>90,784</u>
	CULTURE, RECREATION, AND TOURISM					
06-264	OFFICE OF STATE PARKS	4,128,671	70,435	4,199,106	-	4,199,106
	SUBTOTAL 06	<u>4,128,671</u>	<u>70,435</u>	<u>4,199,106</u>	<u>-</u>	<u>4,199,106</u>
	REVENUE BY TYPE					
	INTERGOVERNMENTAL RECEIPTS	-	-	-	-	-
	TAXES	(303,796)	(48,596)	(352,392)	-	(352,392)
	USE OF MONEY AND PROPERTY	45,782	48,634	94,416	-	94,416
	LICENSES, PERMITS AND FEES	4,354,023	45,097	4,399,120	-	4,399,120
	SALES OF COMMODITIES AND SERVICES	106	25,300	25,406	-	25,406
	OTHER RECEIPTS	32,556	-	32,556	-	32,556

STATE OF LOUISIANA
ACTUAL RECEIPTS & BUDGET COMPARISON
MAJOR STATE REVENUE EXCLUDING AGENCY INA
BOND SECURITY AND GENERAL FUND
FISCAL YEAR 2001-02

SCHEDULE NUMBER	BUDGET UNIT NAME	ACTUAL		TOTAL MAJOR STATE	FINAL BUDGET MAJOR STATE	VARIANCE (UNFAVORABLE)
		RECEIPTS MAJOR STATE	RECEIVABLES MAJOR STATE			
	TOTAL REVENUE TYPE	4,128,671	70,435	4,199,106	-	4,199,106
07-276	TRANSPORTATION AND DEVELOPMENT					
	OFFICE OF ENGINEERING	779,612	7,800	787,412	-	787,412
	SUBTOTAL 07	779,612	7,800	787,412	-	787,412
	REVENUE BY TYPE					
	LICENSES, PERMITS AND FEES	450,524	7,800	458,324	-	458,324
	OTHER RECEIPTS	329,088	-	329,088	-	329,088
	TOTAL REVENUE TYPE	779,612	7,800	787,412	-	787,412
08-419	DEPARTMENT OF PUBLIC SAFETY					
	OFFICE OF STATE POLICE	10,480,130	959,150	11,439,280	-	11,439,280
	RIVERBOAT GAMING AND FRANCHISE	334,515,775	5,715,527	340,231,302	349,000,000	(8,768,698)
	VIDEO DRAW POKER AND PURSE SUPPLE	158,714,213	6,217,163	164,931,376	164,500,000	431,376
	SUBTOTAL 08-419	503,710,118	12,891,840	516,601,958	513,500,000	3,101,958
08-420	OFFICE OF MOTOR VEHICLES	8,327,183	39,602	8,366,785	-	8,366,785
	STATE SALES TAX	275,959,239	22,623,360	298,582,599	295,000,000	3,582,599
	LICENSE PLATE FEES	38,299,712	1,608,775	39,908,487	42,500,000	(2,591,513)
	CERTIFICATE OF TITLE	22,580,845	382,773	22,963,618	24,000,000	(1,036,382)
	TRANSPORTATION TRUST FUND	38,234,530	440,406	38,674,936	34,500,000	4,174,936
	DRIVER LICENSE	9,889,286	134,859	10,024,145	-	10,024,145
	OTHER DRIVER LICENSE	182,220	2,145	184,365	10,400,000	(10,215,635)
	OTHER MOTOR VEHICLE FEES	2,776,054	17,821	2,793,875	-	2,793,875
	SUBTOTAL 08-420	396,249,069	25,249,741	421,498,810	406,400,000	15,098,810
08-422	STATE FIRE MARSHALL	432,370	130	432,500	-	432,500
08-423	LA GAMING CONTROL BOARD	56,418,755	657,534	57,076,289	57,100,000	(23,711)
08-424	LIQUEFIED PETROLEUM GAS COMM	855,046	10,148	865,194	-	865,194
	SUBTOTAL 08 PUBLIC SAFETY	957,665,358	38,809,393	996,474,751	977,000,000	19,474,751
	REVENUE BY TYPE					
	TAXES	276,249,784	22,568,035	298,817,819	295,000,000	3,817,819
	GAMING REVENUE	535,204,531	12,490,890	547,695,421	570,600,000	(22,904,579)
	LICENSES, PERMITS AND FEES	128,345,939	2,625,228	130,971,167	111,400,000	19,571,167
	SALES OF COMMODITIES AND SERVICES	975	141,143	142,118	-	142,118
	OTHER RECEIPTS	17,864,129	984,097	18,848,226	-	18,848,226
	TOTAL REVENUE TYPE	957,665,358	38,809,393	996,474,751	977,000,000	19,474,751
08-403	DEPARTMENT OF CORRECTIONS					
	OFFICE OF YOUTH DEVELOPMENT	207,665	(94)	207,571	-	207,571
08-415	ADULT PROBATION AND PAROLE	4,891	560	5,451	-	5,451
	SUBTOTAL 08 CORRECTIONS	212,556	466	213,022	-	213,022
	SUBTOTAL 08	957,877,914	38,809,859	996,687,773	977,000,000	19,687,773
	REVENUE BY TYPE					
	OTHER RECEIPTS	212,556	466	213,022	-	213,022
	TOTAL REVENUE TYPE	212,556	466	213,022	-	213,022
09-306	HEALTH AND HUMAN RESOURCES					
	MEDICAL VENDOR PAYMENTS	798,144,566	9,055,942	807,200,508	91,400,000	715,800,508
09-326	OFFICE OF PUBLIC HEALTH	420,288	425,792	846,080	-	846,080
	SUBTOTAL 09	798,564,854	9,481,734	808,046,588	91,400,000	716,646,588
	REVENUE BY TYPE					
	USE OF MONEY AND PROPERTY	18,028	-	18,028	-	18,028
	LICENSES, PERMITS AND FEES	420,288	425,792	846,080	-	846,080
	OTHER RECEIPTS	798,126,538	9,055,942	807,182,480	91,400,000	715,782,480
	TOTAL REVENUE TYPE	798,564,854	9,481,734	808,046,588	91,400,000	716,646,588
10-355	DEPARTMENT OF SOCIAL SERVICES					
	OFFICE OF FAMILY SUPPORT	832,466	90,384	922,850	-	922,850
10-357	OFFICE OF THE SECRETARY	1,206	-	1,206	-	1,206
10-374	REHABILITATION SERVICES	1,908,707	-	1,908,707	-	1,908,707
	SUBTOTAL 10	2,742,379	90,384	2,832,763	-	2,832,763
	REVENUE BY TYPE					
	USE OF MONEY AND PROPERTY	133,686	-	133,686	-	133,686
	OTHER RECEIPTS	2,608,693	90,384	2,699,077	-	2,699,077
	TOTAL REVENUE TYPE	2,742,379	90,384	2,832,763	-	2,832,763

STATE OF LOUISIANA
ACTUAL RECEIPTS & BUDGET COMPARISON
MAJOR STATE REVENUE EXCLUDING AGENCY INA
BOND SECURITY AND GENERAL FUND
FISCAL YEAR 2001-02

SCHEDULE NUMBER	BUDGET UNIT NAME	ACTUAL			FINAL	
		RECEIPTS MAJOR STATE	RECEIVABLES MAJOR STATE	TOTAL MAJOR STATE	BUDGET MAJOR STATE	VARIANCE (UNFAVORABLE)
	NATURAL RESOURCES					
11-431	OFFICE OF THE SECRETARY	755,639	26,000	781,639	-	781,639
11-432	OFFICE OF CONSERVATION	6,393,323	10,672	6,403,995	-	6,403,995
11-435	COASTAL RESTORATION	475,144	11,102	486,246	-	486,246
	BONUSES-BSRF	21,879,453	1,357,606	23,237,059	22,500,000	737,059
	ROYALTIES-BSRF	159,383,699	99,270,141	258,653,840	222,500,000	36,153,840
	RENTALS-BSRF	13,589,888	1,559,048	15,148,936	12,300,000	2,848,936
	OTHER RECEIPTS-BSRF	9,831,040	4,576,459	14,407,499	2,900,000	11,507,499
	CONSERVATION	4,806,699	1,873,525	6,680,224	-	6,680,224
	SUBTOTAL 11-434	209,490,779	108,636,779	318,127,558	260,200,000	57,927,558
	SUBTOTAL 11	217,114,885	108,684,553	325,799,438	260,200,000	65,599,438
	REVENUE BY TYPE					
	USE OF MONEY AND PROPERTY	207,843,753	108,636,779	316,480,532	260,200,000	56,280,532
	LICENSES, PERMITS AND FEES	6,754,623	21,730	6,776,353	-	6,776,353
	SALES OF COMMODITIES AND SERVICES	64,678	44	64,722	-	64,722
	OTHER RECEIPTS	2,451,831	26,000	2,477,831	-	2,477,831
	TOTAL REVENUE TYPE	217,114,885	108,684,553	325,799,438	260,200,000	65,599,438
	REVENUE AND TAXATION					
12-440	ALCOHOLIC BEVERAGE TAX	15,025,718	1,260,195	16,285,913	16,200,000	85,913
	BEER TAX	34,253,471	820,658	35,074,129	37,200,000	(2,125,871)
	CORPORATION FRANCHISE TAX	248,634,533	(1,164,329)	247,470,204	250,000,000	(2,529,796)
	ELECTRIC CO-OP FEES	21,211	4,424	25,635	-	25,635
	AUTOMOBILE RETAIL TAX	3,988,316	355,939	4,344,255	4,500,000	(155,745)
	GASOLINE TAX-BSRF	-	-	-	500,000	(500,000)
	GASOLINE AND SPECIAL FUELS-TIMED	-	-	-	110,260,000	(110,260,000)
	GASOLINE AND SPECIAL FUELS-TTF	364,665,909	82,993,369	447,659,278	440,540,000	7,119,278
	CORPORATION INCOME TAX	262,896,943		262,896,943	171,400,000	91,496,943
	FIDUCIARY INCOME TAX	9,165,942	60,940	9,226,882	-	9,226,882
	INDIVIDUAL INCOME TAX	1,636,668,642	142,837,446	1,779,506,088	1,842,900,000	(63,393,912)
	INHERITANCE TAX	59,941,536	4,737,652	64,679,188	63,000,000	1,679,188
	GIFT TAX	4,248,704	67,322	4,316,026	5,500,000	(1,183,974)
	NATURAL GAS FRANCHISE	3,804,960	924,459	4,729,419	6,000,000	(1,270,581)
	PARISH AND MUNICIPALITIES	25,483,029	5,219,628	30,702,657	-	30,702,657
	UTILITIES TAX	2,574,329	245,101	2,819,430	3,000,000	(180,570)
	HAZARDOUS WASTE TAX	3,261,076	1,167,716	4,428,792	-	4,428,792
	SALES TAX	2,145,007,479	181,865,397	2,326,872,876	2,328,000,000	(1,127,124)
	SEVERANCE TAX	435,902,794	60,595,317	496,498,111	476,600,000	19,898,111
	SALES JET FUELS-TRANSP TRUST	5,000,000	-	5,000,000	5,000,000	-
	NON-RESIDENT CONTRACTORS	4,024	1,030	5,054	-	5,054
	UTILITY CARRIER SUPER & INSPECTION	3,994,689	1,181,258	5,175,947	4,600,000	575,947
	TOBACCO TAX	103,712,419	24,808,530	128,520,949	104,200,000	24,320,949
	TOBACCO PERMITS	11,517	50	11,567	-	11,567
	HOTEL/MOTEL TAX	653,465	296,935	950,400	-	950,400
	P & M BEER	48,000	-	48,000	-	48,000
	MISCELLANEOUS	34,195,452	6,165,746	40,361,198	2,800,000	37,561,198
	SUBTOTAL 12-440	5,403,164,158	514,444,783	5,917,608,941	5,872,200,000	45,408,941
12-441	LOUISIANA TAX COMMISSION	-	753,312	753,312	-	753,312
	SUBTOTAL 12	5,403,164,158	515,198,095	5,918,362,253	5,872,200,000	46,162,253
	REVENUE BY TYPE					
	TAXES	5,396,397,046	513,727,098	5,910,124,144	5,866,700,000	43,424,144
	LICENSES, PERMITS AND FEES	4,158,285	717,685	4,875,970	5,500,000	(624,030)
	OTHER RECEIPTS	2,608,827	753,312	3,362,139	-	3,362,139
	TOTAL REVENUE TYPE	5,403,164,158	515,198,095	5,918,362,253	5,872,200,000	46,162,253
	DEPT. OF ENVIRONMENTAL QUALITY					
13-852	OFFICE OF WATER RESOURCES	95,664	-	95,664	-	95,664
13-853	OFFICE OF SOLID/HAZARDOUS WASTE	6,809,964	43,462	6,853,426	-	6,853,426
13-855	MANAGEMENT AND FINANCE	65,719,300	1,251,804	66,971,104	4,800,000	62,171,104
	SUBTOTAL 13	72,624,928	1,295,266	73,920,194	4,800,000	69,120,194
	REVENUE BY TYPE					
	INTERGOVERNMENTAL RECEIPTS	305,547	-	305,547	-	305,547
	TAXES	-	-	-	4,800,000	(4,800,000)
	USE OF MONEY AND PROPERTY	1,365,692	(394)	1,365,298	-	1,365,298
	LICENSES, PERMITS AND FEES	69,836,822	1,252,198	71,089,020	-	71,089,020
	SALES OF COMMODITIES AND SERVICES	225,860	-	225,860	-	225,860
	OTHER RECEIPTS	891,007	43,462	934,469	-	934,469
	TOTAL REVENUE TYPE	72,624,928	1,295,266	73,920,194	4,800,000	69,120,194

STATE OF LOUISIANA
ACTUAL RECEIPTS & BUDGET COMPARISON
MAJOR STATE REVENUE EXCLUDING AGENCY INA
BOND SECURITY AND GENERAL FUND
FISCAL YEAR 2001-02

SCHEDULE NUMBER	BUDGET UNIT NAME	ACTUAL		TOTAL MAJOR STATE	FINAL BUDGET MAJOR STATE	VARIANCE (UNFAVORABLE)
		RECEIPTS MAJOR STATE	RECEIVABLES MAJOR STATE			
DEPARTMENT OF EMPLOYMENT AND TRAINING						
14-475	OFFICE OF WORKERS' COMPENSATION	38,326,526	108,401	38,434,927	-	38,434,927
	SUBTOTAL 14	<u>38,326,526</u>	<u>108,401</u>	<u>38,434,927</u>	<u>-</u>	<u>38,434,927</u>
REVENUE BY TYPE						
	LICENSES, PERMITS AND FEES	29,689,839	126,411	29,816,250	-	29,816,250
	OTHER RECEIPTS	8,636,687	(18,010)	8,618,677	-	8,618,677
	TOTAL REVENUE TYPE	<u>38,326,526</u>	<u>108,401</u>	<u>38,434,927</u>	<u>-</u>	<u>38,434,927</u>
DEPARTMENT OF WILDLIFE AND FISHERIES						
16-512	OFFICE OF THE SECRETARY	2,203,556	12,536	2,216,092	-	2,216,092
	CONSERVATION	28,433,605	99,266	28,532,871	-	28,532,871
	SUBTOTAL 16-512	<u>30,637,161</u>	<u>111,802</u>	<u>30,748,963</u>	<u>-</u>	<u>30,748,963</u>
16-513	OFFICE OF WILDLIFE	3,130,078	(64)	3,130,014	-	3,130,014
16-514	OFFICE OF FISHERIES	180,323	465,000	645,323	-	645,323
	SUBTOTAL 16	<u>33,947,562</u>	<u>576,738</u>	<u>34,524,300</u>	<u>-</u>	<u>34,524,300</u>
REVENUE BY TYPE						
	TAXES	181,526	69	181,595	-	181,595
	USE OF MONEY AND PROPERTY	2,691,136	465,101	3,156,237	-	3,156,237
	LICENSES, PERMITS AND FEES	30,262,864	85,693	30,348,557	-	30,348,557
	SALES OF COMMODITIES & SERVICES	283,236	43,693	326,929	-	326,929
	OTHER RECEIPTS	528,800	(17,818)	510,982	-	510,982
	TOTAL REVENUE TYPE	<u>33,947,562</u>	<u>576,738</u>	<u>34,524,300</u>	<u>-</u>	<u>34,524,300</u>
DEPARTMENT OF EDUCATION-ADMIN						
19-various	COLLEGE DISCRETE FUND	14,000	-	14,000	-	14,000
19-661	OFFICE OF STUDENT FINANCIAL ASSIST	29,541	-	29,541	-	29,541
	SUBTOTAL 19	<u>43,541</u>	<u>-</u>	<u>43,541</u>	<u>-</u>	<u>43,541</u>
REVENUE BY TYPE						
	OTHER RECEIPTS	43,541	-	43,541	-	43,541
	TOTAL REVENUE TYPE	<u>43,541</u>	<u>-</u>	<u>43,541</u>	<u>-</u>	<u>43,541</u>
OTHER APPROPRIATIONS						
20-922	DEBT SERVICE	1,371,423	94,136	1,465,559	13,900,000	(12,434,441)
	SUBTOTAL 20	<u>1,371,423</u>	<u>94,136</u>	<u>1,465,559</u>	<u>13,900,000</u>	<u>(12,434,441)</u>
REVENUE BY TYPE						
	INTERGOVERNMENTAL RECEIPTS	1,371,423	94,136	1,465,559	13,900,000	(12,434,441)
	TOTAL REVENUE TYPE	<u>1,371,423</u>	<u>94,136</u>	<u>1,465,559</u>	<u>13,900,000</u>	<u>(12,434,441)</u>
	TOTAL FOR BOND SECURITY	<u>9,185,564,129</u>	<u>720,036,733</u>	<u>9,905,600,862</u>	<u>7,791,700,000</u>	<u>2,113,900,862</u>
TOTAL REVENUE BY TYPE BSRF						
	INTERGOVERNMENTAL RECEIPTS	4,152,356	229,684	4,382,040	208,800,000	(204,417,960)
	TAXES	5,859,485,275	576,812,993	6,436,298,268	6,294,900,000	141,398,268
	GAMING REVENUE	535,204,531	12,490,890	547,695,421	682,800,000	(135,104,579)
	TOBACCO SETTLEMENT	1,135,519,301	-	1,135,519,301	-	1,135,519,301
	USE OF MONEY AND PROPERTY	380,402,538	122,137,057	502,539,595	378,900,000	123,639,595
	LICENSES, PERMITS AND FEES	305,327,456	6,484,284	311,811,740	116,900,000	194,911,740
	SALES OF COMMODITIES AND SERVICES	96,123,131	212,317	96,335,448	-	96,335,448
	OTHER RECEIPTS	869,349,541	1,669,508	871,019,049	109,400,000	761,619,049
	GAAP TOTAL REVENUE FOR BOND SECUR	<u>9,185,564,129</u>	<u>720,036,733</u>	<u>9,905,600,862</u>	<u>7,791,700,000</u>	<u>2,113,900,862</u>
GRAND TOTAL						
		\$ <u>9,185,564,129</u>	\$ <u>720,036,733</u>	\$ <u>9,905,600,862</u>	\$ <u>7,791,700,000</u>	\$ <u>2,113,900,862</u>

(1)

(2)

(1)Equal to total Major State Revenue on Revenues by Source and Distribution plus INA of \$15,878,825

(2)Equal to total Major State Revenue Budget on Revenues by Source and Distribution less INA budget of \$24,000,000

STATE OF LOUISIANA
 ACTUAL RECEIPTS
 APPROPRIATED FEDERAL FUNDS
 BUDGET VS. ACTUAL GENERAL FUND
 FISCAL YEAR 2001-02

SCHEDULE NUMBER	BUDGET UNIT NAME	RECEIPTS FEDERAL	RECEIVABLES FEDERAL	TOTAL FEDERAL	FINAL BUDGET FEDERAL	FAVORABLE (UNFAVORABLE) FEDERAL
01-100	OFFICE OF THE GOVERNOR EXECUTIVE OFFICE	\$ 3,072,693	\$ 798,002	\$ 3,870,695	\$ 7,091,612	\$ (3,220,917)
01-103	LA MANUFACTURED HOUSING COMMISSION	7,130	7,395	14,525	7,130	7,395
01-107	DIVISION OF ADMINISTRATION	31,673,117	1,274,994	32,948,111	59,584,494	(26,636,383)
01-112	MILITARY AFFAIRS	84,418,406	5,712,419	90,130,825	101,265,227	(11,134,402)
01-113	OFFICE OF LIFELONG LEARNING	3,151,388	618,709	3,770,097	4,508,211	(738,114)
01-114	OFFICE OF WOMEN SERVICES	1,077,197	307,551	1,384,748	1,485,013	(100,265)
01-129	LA COMMISSION ON LAW ENFORCEMENT	16,618,174	3,293,081	19,911,255	26,194,110	(6,282,855)
01-130	DEPT OF VETERANS AFFAIRS	137,470	2,512	139,982	178,017	(38,035)
01-131	LA WAR VETERANS CENTER	3,249,645	277,175	3,526,820	3,535,882	(9,062)
01-132	NORTHEAST LA WAR VETERANS HOME	2,479,010		2,479,010	2,847,192	(368,182)
01-133	OFFICE OF ELDERLY AFFAIRS	18,626,055	496,813	19,122,868	19,415,301	(292,433)
	SUBTOTAL 01	164,510,285	12,788,651	177,298,936	226,112,189	(48,813,253)
	ELECTED OFFICIALS					
04-139	SECRETARY OF STATE			-		-
04-141	ATTORNEY GENERAL	1,279,138	237,532	1,516,670	1,909,212	(392,542)
04-146	LIEUTENANT GOVERNOR	2,033,086	463,880	2,496,966	4,328,330	(1,831,364)
04-147	OFFICE OF THE STATE TREASURER	3,830,740	22,163	3,852,903	1,000	3,851,903
04-160	DEPT OF AGRICULTURE	7,399,184	954,165	8,353,349	9,001,113	(647,764)
04-165	COMMISSIONER OF INSURANCE	184,308	14,867	199,175	208,768	(9,593)
	SUBTOTAL 04	14,726,456	1,692,607	16,419,063	15,448,423	970,640
	ECONOMIC DEVELOPMENT					
05-251	OFFICE OF THE SECRETARY			-		-
05-252	OFFICE OF ECONOMIC DEVELOPMENT	47,153	32,819	79,972	500,000	(420,028)
	SUBTOTAL 05	47,153	32,819	79,972	500,000	(420,028)
	CULTURE, RECREATION, AND TOURISM					
06-261	OFFICE OF THE SECRETARY		18,794	18,794		18,794
06-262	OFFICE OF STATE LIBRARY	1,022,187	500,244	1,522,431	2,803,678	(1,281,247)
06-264	OFFICE OF STATE PARKS	58,774	140	58,914	1,348,987	(1,290,073)
06-265	OFFICE OF CULTURAL DEVELOPMENT	1,359,940	223,614	1,583,554	1,906,939	(323,385)
	SUBTOTAL 06	2,440,901	742,792	3,183,693	6,059,604	(2,875,911)
	TRANSPORTATION AND DEVELOPMENT					
07-273	MANAGEMENT AND FINANCE		2,511	2,511		2,511
07-275	PUBLIC WORKS AND INTERMODAL TRANS.	5,826,305	799,624	6,625,929	11,852,924	(5,226,995)
07-276	OFFICE OF ENGINEERING	105,421	381,506	486,927	500,000	(13,073)
	SUBTOTAL 07	5,931,726	1,183,641	7,115,367	12,352,924	(5,237,557)
	DEPARTMENT OF PUBLIC SAFETY					
08-419	OFFICE OF STATE POLICE	2,007,103	842,205	2,849,308	5,058,740	(2,209,432)
08-420	OFFICE OF MOTOR VEHICLES	19,678	6,580	26,258	347,636	(321,378)
08-422	STATE FIRE MARSHALL			-	10,015	(10,015)
08-425	LA HIGHWAY SAFETY COMMISSION	3,269,044	1,887,049	5,156,093	18,785,548	(13,629,455)
	SUBTOTAL 08 PUBLIC SAFETY	5,295,825	2,735,834	8,031,659	24,201,939	(16,170,280)
	DEPARTMENT OF CORRECTIONS					
08-400	ADMINISTRATIVE	5,155,480	1,205,336	6,360,816	6,408,847	(48,031)
08-403	OFFICE OF YOUTH DEVELOPMENT	376,337	(5,086)	371,251	388,309	(17,058)
	SUBTOTAL 08 CORRECTIONS	5,531,817	1,200,250	6,732,067	6,797,156	(65,089)
	SUBTOTAL 08	10,827,642	3,936,084	14,763,726	30,999,095	(16,235,369)
	HEALTH AND HUMAN RESOURCES					
09-303	DEVELOPMENTAL DISABILITIES COUNCIL	1,229,344	195,804	1,425,148	1,458,832	(33,684)
09-305	MEDICAL VENDOR ADMINISTRATION	84,127,049	13,550,990	97,678,039	104,041,007	(6,362,968)
09-306	MEDICAL VENDOR PAYMENTS	2,992,602,324	356,583,008	3,349,185,332	3,448,364,115	(99,178,783)
09-307	OFFICE OF THE SECRETARY	2,233,597	223,194	2,456,791	3,596,340	(1,139,549)
09-311	NEW ORLEANS REHABILITATION CENTER	110,875		110,875	437,505	(326,630)
09-319	VILLA FELICIANA CHRONIC DISEASE	(8,898)	26,363	17,465	596,537	(579,072)
09-326	OFFICE OF PUBLIC HEALTH	136,934,730	7,638,531	144,573,261	149,059,674	(4,486,413)
09-330	OFFICE OF MENTAL HEALTH	4,705,494	1,326,995	6,032,489	7,318,593	(1,286,104)
09-331	CENTRAL LA STATE HOSPITAL	19,829	191,232	211,061	373,347	(162,286)
09-332	EAST LA STATE HOSPITAL	171,603	529,504	701,107	1,352,281	(651,174)
09-333	SOUTHEAST LA STATE HOSPITAL	(114,496)	762,607	648,111	719,928	(71,817)
09-347	PINECREST DEVELOPMENTAL CENTER	247,736	5,603	253,339	282,000	(28,661)
09-351	OFFICE OF SUBSTANCE ABUSE	22,159,585	4,252,925	26,412,510	37,007,032	(10,594,522)

STATE OF LOUISIANA
 ACTUAL RECEIPTS
 APPROPRIATED FEDERAL FUNDS
 BUDGET VS. ACTUAL GENERAL FUND
 FISCAL YEAR 2001-02

SCHEDULE NUMBER	BUDGET UNIT NAME	RECEIPTS FEDERAL	RECEIVABLES FEDERAL	TOTAL FEDERAL	FINAL BUDGET FEDERAL	FAVORABLE (UNFAVORABLE) FEDERAL
	SUBTOTAL 09	<u>3,244,418,772</u>	<u>385,286,756</u>	<u>3,629,705,528</u>	<u>3,754,607,191</u>	<u>(124,901,663)</u>
	DEPARTMENT OF SOCIAL SERVICES					
10-355	OFFICE OF FAMILY SUPPORT	816,037,690	93,599,271	909,636,961	482,158,796	427,478,165
10-370	OFFICE OF COMMUNITY SERVICES	120,348,629	7,204,778	127,553,407	133,987,664	(6,434,257)
10-374	REHABILITATION SERVICES	37,888,048	1,633,847	39,521,895	52,650,427	(13,128,532)
	SUBTOTAL 10	<u>974,274,367</u>	<u>102,437,896</u>	<u>1,076,712,263</u>	<u>668,796,887</u>	<u>407,915,376</u>
	NATURAL RESOURCES					
11-431	OFFICE OF THE SECRETARY	727,766	76,813	804,579	1,704,537	(899,958)
11-432	OFFICE OF CONSERVATION	1,061,371	21,488	1,082,859	1,187,807	(104,948)
11-434	OFFICE OF MINERAL RESOURCES	61,833	16,982	78,815	129,997	(51,182)
11-435	COASTAL RESTORATION	10,151,019	982,617	11,133,636	43,274,513	(32,140,877)
	SUBTOTAL 11	<u>12,001,989</u>	<u>1,097,900</u>	<u>13,099,889</u>	<u>46,296,854</u>	<u>(33,196,965)</u>
	REVENUE AND TAXATION					
12-440	OFFICE OF REVENUE	12,707	129,100	141,807	322,017	(180,210)
	SUBTOTAL 12	<u>12,707</u>	<u>129,100</u>	<u>141,807</u>	<u>322,017</u>	<u>(180,210)</u>
	DEPT. OF ENVIRONMENTAL QUALITY					
13-850	OFFICE OF THE SECRETARY	33,562	1,956	35,518	90,000	(54,482)
13-851	OFFICE OF AIR QUALITY	2,667,921	53,716	2,721,637	3,470,000	(748,363)
13-852	OFFICE OF WATER RESOURCES	2,466,077	94,483	2,560,560	2,595,000	(34,440)
13-853	OFFICE OF SOLID/HAZARDOUS WASTE	6,842,647	584,452	7,427,099	9,158,720	(1,731,621)
13-855	MANAGEMENT AND FINANCE	227,344	13,683	241,027	320,000	(78,973)
	SUBTOTAL 13	<u>12,237,551</u>	<u>748,290</u>	<u>12,985,841</u>	<u>15,633,720</u>	<u>(2,647,879)</u>
	DEPARTMENT OF EMPLOYMENT AND TRAINING					
14-474	OFFICE OF WORKFORCE DEVELOPMENT	122,851,776	5,685,341	128,537,117	173,435,194	(44,898,077)
14-475	OFFICE OF WORKERS' COMPENSATION	423,447	6,701	430,148	713,580	(283,432)
	SUBTOTAL 14	<u>123,275,223</u>	<u>5,692,042</u>	<u>128,967,265</u>	<u>174,148,774</u>	<u>(45,181,509)</u>
	DEPARTMENT OF WILDLIFE AND FISHERIES					
16-511	OFFICE OF MANAGEMENT AND FINANCE	486,826	69,333	556,159	1,365,834	(809,675)
16-512	OFFICE OF THE SECRETARY	3,455,337	138,033	3,593,370	3,888,389	(295,019)
16-513	OFFICE OF WILDLIFE	3,249,992	366,622	3,616,614	3,891,726	(275,112)
16-514	OFFICE OF FISHERIES	5,050,163	710,116	5,760,279	6,647,764	(887,485)
	SUBTOTAL 16	<u>12,242,318</u>	<u>1,284,104</u>	<u>13,526,422</u>	<u>15,793,713</u>	<u>(2,267,291)</u>
	DEPARTMENT OF EDUCATION-ADMINISTRATION					
19-655	LA SPECIAL EDUCATION CENTER	(485,336)		(485,336)		(485,336)
19-661	OFFICE OF STUDENT FINANCIAL ASSISTANCE	23,886,174	2,016,992	25,903,166	34,424,108	(8,520,942)
19-672	LA SYSTEMIC INITIATIVE PROGRAM	741,415	85,598	827,013	1,331,507	(504,494)
19-674	LA UNIVERSITY MARINE CONSORTIUM	2,457,418	919,852	3,377,270	5,034,667	(1,657,397)
19-678	MANAGEMENT AND FINANCE	15,712,255	2,020,865	17,733,120	24,844,853	(7,111,733)
19-681	OFFICE OF ACADEMIC PROGRAMS	499,326,230	127,195,869	626,522,099	714,430,064	(87,907,965)
	SUBTOTAL 19	<u>541,638,156</u>	<u>132,239,176</u>	<u>673,877,332</u>	<u>780,065,199</u>	<u>(106,187,867)</u>
	GRAND TOTAL	<u>\$ 5,118,585,246</u>	<u>\$ 649,291,858</u>	<u>\$ 5,767,877,104</u>	<u>\$ 5,747,136,590</u>	<u>\$ 20,740,514</u>

STATE OF LOUISIANA
 ACTUAL RECEIPTS
 INTERAGENCY RECEIPTS (BSRF ONLY)
 NON-GAAP PRESENTATION
 FISCAL YEAR 2001-02

SCHEDULE NUMBER	BUDGET UNIT NAME	ACTUAL INTERAGENCY RECEIPTS	RECEIVABLE INTERAGENCY RECEIPTS	TOTAL RECEIPTS	BUDGET INTERAGENCY	VARIANCE
	OFFICE OF THE GOVERNOR					
01-100	EXECUTIVE OFFICE	\$ 2,734,408	\$ 350,033	\$ 3,084,441	\$ 4,326,765	\$ (1,242,324)
01-107	DIVISION OF ADMINISTRATION	21,147,651	812,064	21,959,715	45,025,645	(23,065,930)
01-112	MILITARY AFFAIRS	546,709	104,771	651,480	651,500	(20)
01-113	OFFICE OF LIFELONG LEARNING	1,714,119	789,276	2,503,395	10,025,000	(7,521,605)
01-114	OFFICE OF WOMEN'S SERVICES	2,549,717	1,461,281	4,010,998	7,576,309	(3,565,311)
	SUBTOTAL 01	<u>28,692,604</u>	<u>3,517,425</u>	<u>32,210,029</u>	<u>67,605,219</u>	<u>(35,395,190)</u>
	ELECTED OFFICIALS:					
04-139	SECRETARY OF STATE	273,412	11,008	284,420	323,816	(39,396)
04-141	ATTORNEY GENERAL	1,205,601	161,335	1,366,936	1,733,484	(366,548)
04-144	COMMISSIONER OF ELECTIONS	-	46,263	46,263	50,000	(3,737)
04-146	LIEUTENANT GOVERNOR	309,375	103,127	412,502	615,058	(202,556)
04-147	OFFICE OF STATE TREASURER	1,192,450	-	1,192,450	1,202,756	(10,306)
04-160	AGRICULTURE AND FORESTRY	578,199	(10)	578,189	583,444	(5,255)
	SUBTOTAL 04	<u>3,559,037</u>	<u>321,723</u>	<u>3,880,760</u>	<u>4,508,558</u>	<u>(627,798)</u>
	DEPARTMENT OF COMMERCE					
05-252	OFFICE OF COMMERCE AND INDUSTRY	50,000	598,900	648,900	650,000	(1,100)
	SUBTOTAL 05	<u>50,000</u>	<u>598,900</u>	<u>648,900</u>	<u>650,000</u>	<u>(1,100)</u>
	CULTURE, RECREATION & TOURISM					
06-261	OFFICE OF THE SECRETARY	173,050	-	173,050	173,050	-
06-262	OFFICE OF STATE LIBRARY	-	-	-	31,200	(31,200)
06-263	OFFICE OF STATE MUSEUM	60,000	-	60,000	60,000	-
06-265	OFFICE OF CULTURAL DEVELOPMENT	22,486	-	22,486	22,486	-
06-267	OFFICE OF TOURISM	-	13,251	13,251	178,990	(165,739)
	SUBTOTAL 06	<u>255,536</u>	<u>13,251</u>	<u>268,787</u>	<u>465,726</u>	<u>(196,939)</u>
	TRANSPORTATION & DEVELOPMENT					
07-273	OFFICE OF MANAGEMENT & FINANCE	609,269	45,494	654,763	704,600	(49,837)
07-275	PUBLIC WORKS	163,375	(59,499)	103,876	287,041	(183,165)
07-276	OFFICE OF ENGINEERING	74,776	23,689	98,465	363,394	(264,929)
	SUBTOTAL 07	<u>847,420</u>	<u>9,684</u>	<u>857,104</u>	<u>1,355,035</u>	<u>(497,931)</u>
	DEPARTMENT OF PUBLIC SAFETY					
08-418	ADMINISTRATIVE	4,880,246	746,698	5,626,944	6,307,047	(680,103)
08-419	OFFICE OF STATE POLICE	2,212,092	901,069	3,113,161	3,605,709	(492,548)
08-420	OFFICE OF MOTOR VEHICLES	-	-	-	206,946	(206,946)
08-422	STATE FIRE PROTECTION OFFICE	179,236	35,764	215,000	1,215,000	(1,000,000)
	SUBTOTAL 08 PUBLIC SAFETY	<u>7,271,574</u>	<u>1,683,531</u>	<u>8,955,105</u>	<u>11,334,702</u>	<u>(2,379,597)</u>
08-400	CORRECTIONS ADMINISTRATIVE	6,198,839	744,780	6,943,619	8,850,211	(1,906,592)
08-401	C. PAUL PHELPS CORRECTIONAL CENTER	108,435	19,187	127,622	122,392	5,230
08-403	OFFICE OF YOUTH DEVELOPMENT	6,618,956	285,792	6,904,748	7,043,337	(138,589)
08-405	AVOYELLES CORRECTIONAL FACILITY	47,106	15,702	62,808	62,808	-
08-406	LA CORRECTIONAL INSTITUTE FOR WOMEN	29,381	9,794	39,175	39,175	-
08-407	WINN CORRECTIONAL CENTER	18,855	6,285	25,140	25,140	-
08-408	ALLEN CORRECTIONAL CENTER	18,855	6,285	25,140	25,140	-
08-409	DIXON CORRECTIONAL INSTITUTE	39,839	13,280	53,119	59,966	(6,847)
08-412	WORK TRAINING-NORTH	195,642	16,734	212,376	176,816	35,560
08-413	HUNT CORRECTIONAL CENTER	36,153	12,051	48,204	48,204	-
08-414	WADE CORRECTIONAL CENTER	90,245	30,082	120,327	120,327	-
08-416	WASHINGTON CORRECTIONAL FACILITY	85,429	21,774	107,203	104,203	3,000
	SUBTOTAL 08 CORRECTIONS	<u>13,487,735</u>	<u>1,181,746</u>	<u>14,669,481</u>	<u>16,677,719</u>	<u>(2,008,238)</u>
	SUBTOTAL 08	<u>20,759,309</u>	<u>2,865,277</u>	<u>23,624,586</u>	<u>28,012,421</u>	<u>(4,387,835)</u>
	HEALTH & HUMAN					
09-303	DEVELOPMENTAL DISABILITIES COUNCIL	61,199	14,801	76,000	76,000	-
09-305	OFFICE OF THE SECRETARY	7,761	1,598	9,359	125,000	(115,641)
09-306	MEDICAL VENDOR PAYMENTS	690,485	835,743	1,526,228	4,892,622	(3,366,394)
09-307	OFFICE OF THE SECRETARY	6,103,972	75,859	6,179,831	6,952,209	(772,378)
09-311	NEW ORLEANS HOME AND REHABILITATION CENTER	4,434,698	-	4,434,698	5,479,489	(1,044,791)
09-319	VILLA FELICIANA CHRONIC DISEASE HOSPITAL	11,849,846	-	11,849,846	14,426,613	(2,576,767)
09-326	OFFICE OF PUBLIC HEALTH	12,573,515	21,864	12,595,379	16,944,377	(4,348,998)
09-330	OFFICE OF MENTAL HEALTH	118,959	63,012	181,971	110,275	71,696
09-331	CENTRAL LA STATE HOSPITAL	29,674,253	416,849	30,091,102	28,698,372	1,392,730
09-332	EAST LA. STATE HOSPITAL	39,406,913	2,646,843	42,053,756	44,925,994	(2,872,238)
09-333	SOUTHEAST LA STATE HOSPITAL	54,241,164	1,851,978	56,093,142	57,310,018	(1,216,876)
09-340	OFFICE FOR CITIZENS WITH DEVEL. DISABILITY.	566,188	-	566,188	2,809,561	(2,243,373)

STATE OF LOUISIANA
 ACTUAL RECEIPTS
 INTERAGENCY RECEIPTS (BSRF ONLY)
 NON-GAAP PRESENTATION
 FISCAL YEAR 2001-02


SCHEDULE NUMBER	BUDGET UNIT NAME	ACTUAL INTERAGENCY RECEIPTS	RECEIVABLE INTERAGENCY RECEIPTS	TOTAL RECEIPTS	BUDGET INTERAGENCY	VARIANCE
09-341	PELTIER-LAWESS DEVELOPMENT CENTER	5,120,624	247	5,120,871	5,029,643	91,228
09-342	METROPOLITAN DEVELOPMENTAL CENTER	22,860,510	319	22,860,829	22,755,239	105,590
09-343	COLUMBIA DEVELOPMENTAL CENTER	3,117,798	-	3,117,798	3,205,649	(87,851)
09-344	HAMMOND DEVELOPMENTAL CENTER	31,535,714	-	31,535,714	32,120,305	(584,591)
09-346	NORTHWEST DEVELOPMENTAL CENTER	14,808,255	1,416	14,809,671	14,466,406	343,265
09-347	PINECREST DEVELOPMENTAL CENTER	76,560,086	-	76,560,086	73,750,506	2,809,580
09-348	RUSTON DEVELOPMENTAL CENTER	7,299,251	-	7,299,251	7,306,494	(7,243)
09-349	SOUTHWEST DEVELOPMENTAL CENTER	8,805,930	-	8,805,930	8,681,471	124,459
09-351	OFFICE OF SUBSTANCE ABUSE	1,554,267	826,929	2,381,196	4,661,221	(2,280,025)
	SUBTOTAL 09	<u>331,391,388</u>	<u>6,757,458</u>	<u>338,148,846</u>	<u>354,727,464</u>	<u>(16,578,618)</u>
	DEPARTMENT OF SOCIAL SERVICES					
10-355	OFFICE OF FAMILY SUPPORT	58,406,861	199,013	58,605,874	66,431,036	(7,825,162)
10-357	DSS-OFFICE OF THE SECRETARY	42,594,219	4,127,306	46,721,525	57,673,212	(10,951,687)
10-370	OFFICE OF COMMUNITY SERVICES	1,679,660	713,989	2,393,649	4,061,000	(1,667,351)
	SUBTOTAL 10	<u>102,680,740</u>	<u>5,040,308</u>	<u>107,721,048</u>	<u>128,165,248</u>	<u>(20,444,200)</u>
	DEPARTMENT OF NATURAL RESOURCES					
11-431	OFFICE OF THE SECRETARY	6,059,575	(26,341)	6,033,234	6,170,075	(136,841)
11-432	OFFICE OF CONSERVATION	901,338	(232,525)	668,813	2,854,159	(2,185,346)
11-435	COASTAL RESTORATION	100,918	8,773	109,691	1,128,101	(1,018,410)
	SUBTOTAL 11	<u>7,061,831</u>	<u>(250,093)</u>	<u>6,811,738</u>	<u>10,152,335</u>	<u>(3,340,597)</u>
	DEPT OF REVENUE & TAXATION					
12-440	OFFICE OF REVENUE	116,430	117,859	234,289	392,729	(158,440)
	SUBTOTAL 12	<u>116,430</u>	<u>117,859</u>	<u>234,289</u>	<u>392,729</u>	<u>(158,440)</u>
	DEPT. OF ENVIRONMENTAL QUALITY					
13-853	OFFICE OF SOLID/HAZARDOUS WASTE	364,770	-	364,770	780,367	(415,597)
13-855	MANAGEMENT AND FINANCE	42,894	-	42,894	148,000	(105,106)
	SUBTOTAL 13	<u>407,664</u>	<u>-</u>	<u>407,664</u>	<u>928,367</u>	<u>(520,703)</u>
	DEPARTMENT OF EMPLOYMENT AND TRAINING					
14-474	OFFICE OF EMPLOYMENT SECURITY	1,917,670	278,397	2,196,067	2,392,054	(195,987)
	SUBTOTAL 14	<u>1,917,670</u>	<u>278,397</u>	<u>2,196,067</u>	<u>2,392,054</u>	<u>(195,987)</u>
	DEPT OF WILDLIFE & FISHERIES					
16-511	MANAGEMENT AND FINANCE	-	261,335	261,335	1,000,000	(738,665)
16-513	OFFICE OF WILDLIFE	325,098	86,231	411,329	2,748,476	(2,337,147)
16-514	OFFICE OF FISHERIES	682,560	46,392	728,952	2,887,181	(2,158,229)
	SUBTOTAL 16	<u>1,007,658</u>	<u>393,958</u>	<u>1,401,616</u>	<u>6,635,657</u>	<u>(5,234,041)</u>
	DEPARTMENT OF CIVIL SERVICE					
17-560	LOUISIANA CIVIL SERVICE	6,196,517	-	6,196,517	6,433,287	(236,770)
17-564	DIVISION OF ADMINISTRATION LAW	1,945,016	-	1,945,016	1,962,058	(17,042)
	SUBTOTAL 17	<u>8,141,533</u>	<u>-</u>	<u>8,141,533</u>	<u>8,395,345</u>	<u>(253,812)</u>
	DEPARTMENT OF EDUCATION-ADMN					
19-651	LA SCHOOL FOR THE VISUALLY IMPAIRED	44,738	123,657	168,395	181,510	(13,115)
19-653	LA SCHOOL FOR THE DEAF	539,753	60,092	599,845	694,572	(94,727)
19-655	LA SPECIAL EDUCATION CENTER	6,131,352	11,559	6,142,911	6,155,857	(12,946)
19-657	LA SCHOOL FOR MATH, SCIENCE & ARTS	538,086	243,113	781,199	846,730	(65,531)
19-662	LA EDUCATIONAL TELEVISION AUTHORITY	56,363	118,935	175,298	777,296	(601,998)
19-663	C.O.D.O.F.I.L.	68,849	3,814	72,663	76,000	(3,337)
19-666	BD OF ELEMENTARY & SECONDARY	346,520	190,810	537,330	1,389,321	(851,991)
19-672	LA SYSTEMIC INITIATIVE PROGRAM	578,193	523,073	1,101,266	1,201,373	(100,107)
19-674	LA UNIVERSITY MARINE CONSORTIUM	492,271	47,024	539,295	969,259	(429,964)
19-678	MANAGEMENT & FINANCE	5,866,327	3,124,149	8,990,476	14,293,513	(5,303,037)
19-681	OFFICE OF ACADEMIC PROGRAMS	17,614,444	20,299,228	37,913,672	64,532,334	(26,618,662)
19-699	SPECIAL SCHOOL DISTRICT #1	2,785,904	785,962	3,571,866	4,989,677	(1,417,811)
	SUBTOTAL 19	<u>35,062,800</u>	<u>25,531,416</u>	<u>60,594,216</u>	<u>96,107,442</u>	<u>(35,513,226)</u>
	OTHER APPROPRIATIONS					
	JUDICIARY-VARIOUS	-	-	-	19,443,701	(19,443,701)
20-977	DOA-DEBT SERVICE & MAINTENANCE	11,690,621	136,004	11,826,625	12,290,887	(464,262)
	SUBTOTAL 20	<u>11,690,621</u>	<u>136,004</u>	<u>11,826,625</u>	<u>31,734,588</u>	<u>(19,907,963)</u>
	GRAND TOTAL	<u>\$ 553,642,241</u>	<u>\$ 45,331,567</u>	<u>\$ 598,973,808</u>	<u>\$ 742,228,188</u>	<u>\$ (143,254,380)</u>

(1)

(1)\$51,207,685 SUBSEQUENTLY REFLECTED AS TRUE REVENUE, WHILE \$ 547,766,123 REDUCED DUPLICATE REVENUES. THE TRUE REVENUE IS REFLECTED IN OTHER RECEIPTS-SELF GENERATED IN THE CAFR. SEE THE NEXT PAGE FOR THE AGENCY BREAKDOWN.

**STATE OF LOUISIANA
INTERAGENCY TRANSFERS WHICH WERE RECLASSIFIED AS SELF-GENERATED
FISCAL YEAR 2001-02**

<u>AGENCY</u>	<u>AMOUNT</u>	<u>WHERE THE MONEY CAME FROM</u>
EXECUTIVE OFFICE	\$ 17,201	DISCRETE ENTITIES
DIVISION OF ADMINISTRATION	5,056,128	RETIREMENT SYSTEMS, DISCRETE ENTITIES
WORKFORCE COMMISSION OFFICE	13,222	DISCRETE ENTITIES
SECRETARY OF STATE	61,356	RETIREMENT SYSTEMS, DISCRETE ENTITIES, PARISHES
AGRICULTURE	5	INTERNAL SERVICE FUNDS
CRT-OFFICE OF STATE MUSEUM	60,000	DISCRETE ENTITIES
DOTD-ADMINISTRATION	3,000	DISCRETE ENTITIES
DOTD-OFFICE OF HIGHWAYS	945	INTERNAL SERVICE FUND
DHH-OFFICE OF THE SECRETARY	5,997,779	DISCRETE ENTITIES
OFFICE OF PUBLIC HEALTH	25,644	DISCRETE ENTITIES
CENTRAL LA STATE HOSPITAL	2,945,000	DISCRETE ENTITIES
EASTERN LA MENTAL HEALTH SYSTEM	8,084,148	DISCRETE ENTITIES
SOUTHEAST LA STATE HOSPITAL	12,092,779	DISCRETE ENTITIES
DSS OFFICE OF THE SECRETARY	73,697	DISCRETE ENTITIES
CORRECTIONS ADMINISTRATION	717,136	BOARDS OF REGENTS
WORK TRAINING FACILITY-NORTH	31,512	HUEY P. LONG HOSPITAL
PUBLIC SAFETY-STATE POLICE	1,975	INTERNAL SERVICE FUNDS
CIVIL SERVICE	1,887,892	RETIREMENT SYSTEMS, DISCRETE ENTITIES
LA SCHOOL FOR THE MATH, ARTS & SCIENCE	781,199	MISCELLANEOUS
LOUISIANA EDUCATIONAL TELEVISION AUTHORITY	8,400	BOARDS OF REGENTS
LOUISIANA SYSTEMIC INITIATIVE PROGRAM	481,459	NORTHEAST LA UNIVERSITY
LOUISIANA UNIVERSITY MARINE CONSORTIUM	539,295	COLLEGES
STATE ACTIVITIES	955,670	COLLEGES
SUBGRANTEE ASSISTANCE	10,247,557	COLLEGES
DOA DEBT SERVICE AND MAINTENANCE	<u>1,124,686</u>	COLLEGES
 TOTAL	 \$ <u><u>51,207,685</u></u>	



**STATE OF LOUISIANA
ACTUAL RECEIPTS & BUDGET COMPARISON
SELF GENERATED
BOND SECURITY AND GENERAL FUND
FISCAL YEAR 2001-02**

SCHEDULE NUMBER	BUDGET UNIT NAME	ACTUAL RECEIPTS SELF-GENERATED	RECEIVABLES SELF-GENERATED	TOTAL SELF-GENERATED	FINAL BUDGET SELF-GENERATED	VARIANCE (UNFAVORABLE)
01-100	OFFICE OF THE GOVERNOR					
	EXECUTIVE OFFICE	\$ 6,550	\$ -	\$ 6,550	\$ -	\$ 6,550
01-101	GOVERNOR'S COMM ON INDIAN AFFAIRS	-	625	625	25,000	625
01-107	DIVISION OF ADMINISTRATION	14,362,249	143,544	14,505,793	23,880,867	14,480,793
01-112	MILITARY AFFAIRS	2,117,406	200,791	2,318,197	2,510,651	(192,454)
01-113	OFFICE OF LITERACY	70,954	3,637	74,591	75,000	(409)
01-114	OFFICE OF WOMEN'S SERVICES	370,336	52,688	423,024	695,018	(271,994)
01-126	BOARD OF TAX APPEALS	15,439	400	15,839	31,938	(16,099)
01-129	LA COMMISSION ON LAW ENFORCEMENT	1,150,885	103,743	1,254,628	1,512,069	(257,441)
01-130	DEPARTMENT OF VETERANS AFFAIRS	531,971	-	531,971	548,799	(16,828)
01-131	LA WAR VETERANS HOME	2,490,619	175	2,490,794	2,733,986	(243,192)
01-132	NORTHEAST LA WAR VETERANS HOME	2,000,515	-	2,000,515	2,043,527	(43,012)
01-133	OFFICE OF ELDERLY AFFAIRS	15,613	-	15,613	249,420	(233,807)
01-254	OFFICE OF LOUISIANA RACING	5,838,297	228,945	6,067,242	5,769,163	298,079
01-255	OFFICE OF FINANCIAL INSTITUTIONS	16,488,171	17,948	16,506,119	7,461,715	9,044,404
01-259	OFFICE OF COSMETOLOGY	1,368,748	(557)	1,368,191	1,493,557	(125,366)
	SUBTOTAL 01	46,827,753	751,939	47,579,692	49,030,710	22,429,849
	REVENUE BY TYPE					
	INTERGOVERNMENTAL RECEIPTS	1,390,675	186,139	1,576,814	2,017,059	(440,245)
	GAMING REVENUE	4,865,453	91,963	4,957,416	4,930,037	27,379
	USE OF MONEY AND PROPERTY	1,350,147	32,169	1,382,316	1,015,000	367,316
	LICENSES, PERMITS AND FEES	18,597,377	144,276	18,741,653	9,293,188	9,448,465
	SALES OF COMMODITIES AND SERVICES	13,497,467	91,093	13,588,560	23,115,086	(9,526,526)
	OTHER RECEIPTS	7,126,634	206,299	7,332,933	8,660,340	(1,327,407)
	TOTAL REVENUE TYPE	46,827,753	751,939	47,579,692	49,030,710	(1,451,018)
04-139	ELECTED OFFICIALS					
	SECRETARY OF STATE	9,342,526	248,629	9,591,155	9,821,810	(230,655)
04-141	ATTORNEY GENERAL	11,600,976	986,599	12,587,575	16,454,807	(3,867,232)
04-144	COMMISSIONER OF ELECTIONS	3,441,699	977,172	4,418,871	2,534,000	1,884,871
04-147	OFFICE OF STATE TREASURER	5,270,588	341,810	5,612,398	6,258,385	(645,987)
04-158	PUBLIC SERVICE COMMISSION	167,150	2,400	169,550	240,000	(70,450)
04-160	DEPT OF AGRICULTURE	9,032,513	(252,588)	8,779,925	11,275,528	(2,495,603)
04-165	COMMISSIONER OF INSURANCE	25,363,887	153,567	25,517,454	19,727,978	5,789,476
	SUBTOTAL 04	64,219,339	2,457,589	66,676,928	66,312,508	364,420
	REVENUE BY TYPE					
	INTERGOVERNMENTAL RECEIPTS	137,104	-	137,104	-	137,104
	GAMING REVENUE	81,469	-	81,469	-	81,469
	USE OF MONEY AND PROPERTY	1,891,534	109,409	2,000,943	123,000	1,877,943
	LICENSES, PERMITS AND FEES	40,618,945	(328,877)	40,290,068	34,826,740	5,463,328
	SALES OF COMMODITIES AND SERVICES	13,486,639	1,070,488	14,557,127	15,844,744	(1,287,617)
	OTHER RECEIPTS	8,003,648	1,606,569	9,610,217	15,518,024	(5,907,807)
	TOTAL REVENUE TYPE	64,219,339	2,457,589	66,676,928	66,312,508	364,420
05-251	ECONOMIC DEVELOPMENT					
	OFFICE OF THE SECRETARY	192,761	-	192,761	196,140	(3,379)
05-252	OFFICE OF ECONOMIC DEVELOPMENT	707,143	3,695	710,838	2,813,018	(2,102,180)
	SUBTOTAL 05	899,904	3,695	903,599	3,009,158	(2,105,559)
	REVENUE BY TYPE					
	LICENSES, PERMITS AND FEES	899,904	3,695	903,599	-	903,599
	OTHER RECEIPTS	-	-	-	3,009,158	(3,009,158)
	TOTAL REVENUE TYPE	899,904	3,695	903,599	3,009,158	(2,105,559)
06-262	CULTURE, RECREATION, AND TOURISM					
	OFFICE OF STATE LIBRARY	8,178	961	9,139	20,905	(11,766)
06-263	OFFICE OF STATE MUSEUM	569,725	5,564	575,289	693,227	(117,938)
06-264	OFFICE OF STATE PARKS	209,034	43,636	252,670	262,648	(9,978)
06-265	OFFICE OF CULTURAL DEVELOPMENT	2,852	38	2,890	25,000	(22,110)
06-267	OFFICE OF TOURISM	48	-	48	18,060,537	(18,060,489)
	SUBTOTAL 06	789,837	50,199	840,036	19,062,317	(18,222,281)
	REVENUE BY TYPE					
	INTERGOVERNMENTAL RECEIPTS	-	-	-	-	-
	TAXES	(3,503)	(2,073)	(5,576)	-	(5,576)
	USE OF MONEY AND PROPERTY	55,690	70,969	126,659	59,900	66,759

STATE OF LOUISIANA
ACTUAL RECEIPTS & BUDGET COMPARISON
SELF GENERATED
BOND SECURITY AND GENERAL FUND
FISCAL YEAR 2001-02

SCHEDULE NUMBER	BUDGET UNIT NAME	ACTUAL RECEIPTS SELF-GENERATED	RECEIVABLES SELF-GENERATED	TOTAL SELF-GENERATED	FINAL BUDGET SELF-GENERATED	VARIANCE (UNFAVORABLE)
	LICENSES, PERMITS AND FEES	629,818	5,485	635,303	708,227	(72,924)
	SALES OF COMMODITIES AND SERVICES	96,406	(22,022)	74,384	22,500	51,884
	OTHER RECEIPTS	11,426	(2,160)	9,266	18,271,690	(18,262,424)
	TOTAL REVENUE TYPE	789,837	50,199	840,036	19,062,317	(18,222,281)
	TRANSPORTATION AND DEVELOPMENT					
07-273	OFFICE OF MANAGEMENT AND FINANCE	2,651	127	2,778	151,000	(148,222)
07-275	PUBLIC WORKS AND INTERMODAL TRANS.	164,644	52,693	217,337	1,324,198	(1,106,861)
07-276	OFFICE OF ENGINEERING	36,777,669	2,848,798	39,626,467	49,130,130	(9,503,663)
	SUBTOTAL 07	36,944,964	2,901,618	39,846,582	50,605,328	(10,758,746)
	REVENUE BY TYPE					
	TAXES	117,976	-	117,976	-	117,976
	USE OF MONEY AND PROPERTY	395,444	60,208	455,652	-	455,652
	LICENSES, PERMITS AND FEES	15,532,111	1,048,674	16,580,785	-	16,580,785
	SALES OF COMMODITIES AND SERVICES	5,660,980	80,757	5,741,737	-	5,741,737
	OTHER RECEIPTS	15,238,453	1,711,979	16,950,432	50,605,328	(33,654,896)
	TOTAL REVENUE TYPE	36,944,964	2,901,618	39,846,582	50,605,328	(10,758,746)
	DEPARTMENT OF PUBLIC SAFETY					
08-418	ADMINISTRATIVE	749,524	129,697	879,221	22,415,190	(21,535,969)
08-419	OFFICE OF STATE POLICE	9,792,654	(11,473)	9,781,181	20,531,946	(10,750,765)
08-420	OFFICE OF MOTOR VEHICLES	71,381,159	1,872,195	73,253,354	40,885,342	32,368,012
08-421	OFFICE OF LEGAL AFFAIRS	216	-	216	1,745,820	(1,745,604)
08-422	STATE FIRE MARSHALL	2,643,479	12,394	2,655,873	2,490,902	164,971
08-425	LA HIGHWAY SAFETY COMMISSION	-	-	-	213,502	(213,502)
	SUBTOTAL 08 PUBLIC SAFETY	84,567,032	2,002,813	86,569,845	88,282,702	(1,712,857)
	REVENUE BY TYPE					
	USE OF MONEY AND PROPERTY	7,675	(25)	7,650	-	7,650
	LICENSES, PERMITS AND FEES	71,185,963	1,860,192	73,046,155	-	73,046,155
	SALES OF COMMODITIES AND SERVICES	1,498,392	(129,825)	1,368,567	-	1,368,567
	OTHER RECEIPTS	11,875,002	272,471	12,147,473	88,282,702	(76,135,229)
	TOTAL REVENUE TYPE	84,567,032	2,002,813	86,569,845	88,282,702	(1,712,857)
	DEPARTMENT OF CORRECTIONS					
08-400	ADMINISTRATIVE	799,372	3,449	802,821	828,432	(25,611)
08-401	C. PAUL PHELPS CORRECTIONAL CTR	772,705	18,771	791,476	910,309	(118,833)
08-402	LA STATE PENITENTIARY	5,826,125	119,383	5,945,508	6,305,994	(360,486)
08-403	OFFICE OF YOUTH DEVELOPMENT	292,429	574	293,003	262,796	30,207
08-405	AVOUELLES CORRECTIONAL FACILITY	1,094,326	18,168	1,112,494	1,156,596	(44,102)
08-406	LA CORRECTIONAL INSTITUTE FOR WOMEN	810,439	13,678	824,117	1,261,691	(437,574)
08-409	DIXON CORRECTIONAL INSTITUTE	1,753,546	140,075	1,893,621	2,593,575	(699,954)
08-412	WORK TRAINING FACILITY	644,829	16,952	661,781	617,388	44,393
08-413	ELAYN HUNT CORRECTIONAL CENTER	1,715,164	59,086	1,774,250	2,287,859	(513,609)
08-414	WADE CORRECTIONAL CENTER	1,235,632	38,528	1,274,160	1,861,859	(587,699)
08-415	ADULT PROBATION AND PAROLE	11,197,551	250,263	11,447,814	11,908,435	(460,621)
08-416	WASHINGTON CORRECTIONAL FACILITY	1,007,253	22,939	1,030,192	1,186,330	(156,138)
	SUBTOTAL 08 CORRECTIONS	27,149,371	701,866	27,851,237	31,181,264	(3,330,027)
	SUBTOTAL 08	111,716,403	2,704,679	114,421,082	119,463,966	(5,042,884)
	REVENUE BY TYPE					
	LICENSES, PERMITS AND FEES	400,632	13,413	414,045	-	414,045
	SALES OF COMMODITIES AND SERVICES	9,599,759	198,623	9,798,382	-	9,798,382
	OTHER RECEIPTS	17,148,980	489,830	17,638,810	31,181,264	(13,542,454)
	TOTAL REVENUE TYPE	27,149,371	701,866	27,851,237	31,181,264	(3,330,027)
	HEALTH AND HUMAN RESOURCES					
09-305	MEDICAL VENDOR ADMINISTRATION	1,703,660	(2,480)	1,701,180	1,971,856	(270,676)
09-306	MEDICAL VENDOR PAYMENTS	69,530,298	866,132	70,396,430	62,505,883	7,890,547
09-307	OFFICE OF THE SECRETARY	269,108	20,975	290,083	314,585	(24,502)
09-311	NEW ORLEANS REHABILITATION CENTER	722,967	327	723,294	1,099,905	(376,611)
09-319	VILLA FELICIANA CHRONIC DISEASE	775,744	-	775,744	934,262	(158,518)
09-326	OFFICE OF PUBLIC HEALTH	20,905,457	657,982	21,563,439	24,361,634	(2,798,195)
09-330	OFFICE OF MENTAL HEALTH	(13,605)	-	(13,605)	5,000	(18,605)
09-331	CENTRAL LA STATE HOSPITAL	440,271	493,966	934,237	471,477	462,760
09-332	EAST LA STATE HOSPITAL	554,844	2,470	557,314	585,316	(28,002)

STATE OF LOUISIANA
ACTUAL RECEIPTS & BUDGET COMPARISON
SELF GENERATED
BOND SECURITY AND GENERAL FUND
FISCAL YEAR 2001-02


SCHEDULE NUMBER	BUDGET UNIT NAME	ACTUAL RECEIPTS SELF-GENERATED	RECEIVABLES SELF-GENERATED	TOTAL SELF-GENERATED	FINAL BUDGET SELF-GENERATED	VARIANCE (UNFAVORABLE)
09-333	SOUTHEAST LA STATE HOSPITAL	224,914	547,088	772,002	465,470	306,532
09-340	OFFICE OF CITIZENS WITH DISABILITIES	(226,488)	-	(226,488)	7,500	(233,988)
09-341	PELTIER-LAWLESS DEVELOPMENT CENTER	143,021	16,943	159,964	195,828	(35,864)
09-342	METROPOLITAN DEVELOPMENTAL CENTER	944,159	145,998	1,090,157	979,827	110,330
09-343	COLUMBIA DEVELOPMENTAL CENTER	138,365	11,756	150,121	249,500	(99,379)
09-344	HAMMOND DEVELOPMENTAL CENTER	1,712,938	15,800	1,728,738	1,739,761	(11,023)
09-346	NORTHWEST DEVELOPMENTAL CENTER	581,281	-	581,281	399,956	181,325
09-347	PINECREST DEVELOPMENTAL CENTER	3,082,277	231,340	3,313,617	3,310,105	3,512
09-348	RUSTON DEVELOPMENTAL CENTER	282,494	36,645	319,139	309,612	9,527
09-349	SOUTHWEST DEVELOPMENTAL CENTER	716,404	25,205	741,609	625,768	115,841
09-351	OFFICE OF SUBSTANCE ABUSE	1,309,777	102,546	1,412,323	2,962,500	(1,550,177)
	SUBTOTAL 09	103,797,886	3,172,693	106,970,579	103,495,745	3,474,834
	REVENUE BY TYPE					
	INTERGOVERNMENTAL RECEIPTS	3,268,833	93,372	3,362,205	-	3,362,205
	TAXES	3,742	(4)	3,738	-	3,738
	USE OF MONEY AND PROPERTY	4,700		4,700	-	4,700
	LICENSES, PERMITS AND FEES	23,065,786	372,956	23,438,742	9,192,083	14,246,659
	SALES OF COMMODITIES AND SERVICES	3,089,298	1,584,998	4,674,296	1,546,713	3,127,583
	OTHER RECEIPTS	74,365,527	1,121,371	75,486,898	92,756,949	(17,270,051)
	TOTAL REVENUE TYPE	103,797,886	3,172,693	106,970,579	103,495,745	3,474,834
	DEPARTMENT OF SOCIAL SERVICES					
10-355	OFFICE OF FAMILY SUPPORT	14,656,838	1,041,401	15,698,239	12,664,307	3,033,932
10-357	OFFICE OF THE SECRETARY	533,599	-	533,599	506,758	26,841
10-370	OFFICE OF COMMUNITY SERVICES	769,420	73,550	842,970	725,000	117,970
10-374	REHABILITATION SERVICES	910	-	910	8,000	(7,090)
	SUBTOTAL 10	15,960,767	1,114,951	17,075,718	13,904,065	3,171,653
	REVENUE BY TYPE					
	LICENSES, PERMITS AND FEES	533,599	-	533,599	-	533,599
	SALES OF COMMODITIES AND SERVICES	(42,718)	55,643	12,925	-	12,925
	OTHER RECEIPTS	15,469,886	1,059,308	16,529,194	13,904,065	2,625,129
	TOTAL REVENUE TYPE	15,960,767	1,114,951	17,075,718	13,904,065	3,171,653
	NATURAL RESOURCES					
11-431	OFFICE OF THE SECRETARY	84,945	1,521	86,466	424,596	(338,130)
11-432	OFFICE OF CONSERVATION	3,796	9	3,805	20,000	(16,195)
11-434	OFFICE OF MINERAL RESOURCES	3,425,383	26,230	3,451,613	5,049,551	(1,597,938)
11-435	OFFICE OF COASTAL RESTORATION	5,695	-	5,695	20,000	(14,305)
	SUBTOTAL 11	3,519,819	27,760	3,547,579	5,514,147	(1,966,568)
	REVENUE BY TYPE					
	USE OF MONEY AND PROPERTY	2,707	-	2,707	-	2,707
	LICENSES, PERMITS AND FEES	958	9	967	-	967
	SALES OF COMMODITIES AND SERVICES	3,425,383	23,740	3,449,123	-	3,449,123
	OTHER RECEIPTS	90,771	4,011	94,782	5,514,147	(5,419,365)
	TOTAL REVENUE TYPE	3,519,819	27,760	3,547,579	5,514,147	(1,966,568)
	REVENUE AND TAXATION					
12-440	OFFICE OF REVENUE AND TAXATION	67,897,299	3,436,342	71,333,641	54,486,380	16,847,261
12-441	LA TAX COMMISSION	753,607	(753,607)	-	-	-
	SUBTOTAL 12	68,650,906	2,682,735	71,333,641	54,486,380	16,847,261
	REVENUE BY TYPE					
	TAXES	244,211	-	244,211	-	244,211
	GAMING REVENUE	-	597	597	-	597
	LICENSES, PERMITS AND FEES	5,081,819	-	5,081,819	-	5,081,819
	OTHER RECEIPTS	63,324,876	2,682,138	66,007,014	54,486,380	11,520,634
	TOTAL REVENUE TYPE	68,650,906	2,682,735	71,333,641	54,486,380	16,847,261
	DEPT. OF ENVIRONMENTAL QUALITY					
13-850	OFFICE OF THE SECRETARY	132,865	-	132,865	165,000	(32,135)
13-852	OFFICE OF WATER RESOURCES	62,968	1,970	64,938	100,000	(35,062)
13-853	OFFICE OF SOLID/HAZARDOUS WASTE	55,365	14	55,379	100,000	(44,621)
13-855	MANAGEMENT AND FINANCE	118,450	20	118,470	150,000	(31,530)

STATE OF LOUISIANA
 ACTUAL RECEIPTS & BUDGET COMPARISON
 SELF GENERATED
 BOND SECURITY AND GENERAL FUND
 FISCAL YEAR 2001-02

SCHEDULE NUMBER	BUDGET UNIT NAME	ACTUAL RECEIPTS SELF-GENERATED	RECEIVABLES SELF-GENERATED	TOTAL SELF-GENERATED	FINAL BUDGET SELF-GENERATED	VARIANCE (UNFAVORABLE)
	SUBTOTAL 13	369,648	2,004	371,652	515,000	(143,348)
	REVENUE BY TYPE					
	SALES OF COMMODITIES AND SERVICES	236,783	2,004	238,787	350,000	(111,213)
	OTHER RECEIPTS	132,865	-	132,865	165,000	(32,135)
	TOTAL REVENUE TYPE	369,648	2,004	371,652	515,000	(143,348)
14-474	DEPARTMENT OF EMPLOYMENT AND TRAINING OFFICE OF WORKFORCE DEVELOPMENT	-	-	-	115,811	(115,811)
	SUBTOTAL 14	-	-	-	115,811	(115,811)
	REVENUE BY TYPE					
	OTHER RECEIPTS	-	-	-	115,811	(115,811)
	TOTAL REVENUE TYPE	-	-	-	115,811	(115,811)
16-512	DEPARTMENT OF WILDLIFE AND FISHERIES OFFICE OF THE SECRETARY	47,010	-	47,010	-	47,010
	SUBTOTAL 16	47,010	-	47,010	-	47,010
	REVENUE BY TYPE					
	LICENSES, PERMITS AND FEES	47,010	-	47,010	-	47,010
	SALES OF COMMODITIES AND SERVICES	-	-	-	-	-
	OTHER RECEIPTS	-	-	-	-	-
	TOTAL REVENUE TYPE	47,010	-	47,010	-	47,010
17-560	DEPARTMENT OF CIVIL SERVICE LOUISIANA CIVIL SERVICE	380,401	-	380,401	409,637	(29,236)
17-562	ETHICS COMMISSION	112,123	200	112,323	45,000	67,323
17-563	STATE POLICE COMMISSION CIVIL SERVICE	-	-	-	1,250	(1,250)
17-564	DIVISION OF ADMINISTRATION	10,413	19	10,432	22,500	(12,068)
	SUBTOTAL 17	502,937	219	503,156	478,387	24,769
	REVENUE BY TYPE					
	OTHER RECEIPTS	502,937	219	503,156	478,387	24,769
	TOTAL REVENUE TYPE	502,937	219	503,156	478,387	24,769
19-653	DEPARTMENT OF EDUCATION-ADMINISTRATION LA SCHOOL FOR THE DEAF	79,088	8,080	87,168	122,014	(34,846)
19-655	LA SPECIAL EDUCATION CENTER	5,134	4,652	9,786	10,000	(214)
19-657	LA SCHOOL FOR THE MATH, SCIENCE, AND ARTS	302,282	-	302,282	369,416	(67,134)
19-661	OFFICE OF STUDENT FINANCIAL ASSISTANCE	6,584	-	6,584	20,864	(14,280)
19-662	LA EDUCATIONAL TELEVISION AUTHORITY	525,498	44,802	570,300	590,000	(19,700)
19-663	C. O. D. O. F. I. L.	-	-	-	5,000	(5,000)
19-666	BOARD OF ELEMENTARY AND SECONDARY ED	10,209	(200)	10,009	15,000	(4,991)
19-672	LA SYSTEMIC INITIATIVE PROGRAM	44,933	-	44,933	128,957	(84,024)
19-674	LA UNIVERSITY MARINE CONSORTIUM	293,942	(68,318)	225,624	550,000	(324,376)
19-678	MANAGEMENT AND FINANCE	1,848,413	(388,170)	1,460,243	2,801,529	(1,341,286)
	SUBTOTAL 19	3,116,083	(399,154)	2,716,929	4,612,780	(1,895,851)
	REVENUE BY TYPE					
	INTERGOVERNMENTAL RECEIPTS	-	78	78	-	78
	USE OF MONEY AND PROPERTY	1,779	-	1,779	-	1,779
	LICENSES, PERMITS AND FEES	-	-	-	20,864	(20,864)
	SALES OF COMMODITIES AND SERVICES	319,288	(67,442)	251,846	591,000	(339,154)
	OTHER RECEIPTS	2,795,016	(331,790)	2,463,226	4,000,916	(1,537,690)
	TOTAL REVENUE TYPE	3,116,083	(399,154)	2,716,929	4,612,780	(1,895,851)
20-954	OTHER APPROPRIATIONS SPECIAL ACT-LEGISLATIVE AUDITORS	3,593,691	-	3,593,691	7,400,000	(3,806,309)
20-800	GROUP BENEFITS	555,753,836	1,526,019	557,279,855	-	557,279,855
20-804	RISK MANAGEMENT	48,868,778	5,833,498	54,702,276	-	54,702,276
20-977	DOA-DEBT SERVICE AND MAINTENANCE	194,389	2,222	196,611	329,791	(133,180)
20-940	EMERGENCY MEDICAL SERVICES	-	-	-	150,000	(150,000)
	SUBTOTAL 20	608,410,694	7,361,739	615,772,433	7,879,791	607,892,642

STATE OF LOUISIANA
 ACTUAL RECEIPTS & BUDGET COMPARISON
 SELF GENERATED
 BOND SECURITY AND GENERAL FUND
 FISCAL YEAR 2001-02

SCHEDULE NUMBER	BUDGET UNIT NAME	ACTUAL RECEIPTS SELF-GENERATED	RECEIVABLES SELF-GENERATED	TOTAL SELF-GENERATED	FINAL BUDGET SELF-GENERATED	VARIANCE (UNFAVORABLE)
	REVENUE BY TYPE					
	USE OF MONEY AND PROPERTY	3,169,384	-	3,169,384	-	3,169,384
	SALES OF COMMODITIES AND SERVICES	601,647,619	7,359,517	609,007,136	329,791	608,677,345
	OTHER RECEIPTS	3,593,691	2,222	3,595,913	7,550,000	(3,954,087)
	TOTAL REVENUE TYPE	608,410,694	7,361,739	615,772,433	7,879,791	607,892,642
	TOTAL FOR BOND SECURITY	1,065,773,950	22,832,666	1,088,606,616	498,486,093	614,001,390
	TOTAL REVENUE BY TYPE BSRF					
	INTERGOVERNMENTAL RECEIPTS	4,796,612	279,589	5,076,201	2,017,059	3,059,142
	TAXES	362,426	(2,077)	360,349	-	360,349
	GAMING REVENUE	4,946,922	92,560	5,039,482	4,930,037	109,445
	USE OF MONEY AND PROPERTY	6,879,060	272,730	7,151,790	1,197,900	5,953,890
	LICENSES, PERMITS AND FEES	176,593,922	3,119,823	179,713,745	54,041,102	125,672,643
	SALES OF COMMODITIES AND SERVICES	652,515,296	10,247,574	662,762,870	41,799,834	620,963,036
	OTHER RECEIPTS	219,679,712	8,822,467	228,502,179	394,500,161	(165,997,982)
	TOTAL REVENUE TYPE FOR BOND SECURITY	1,065,773,950	22,832,666	1,088,606,616	498,486,093	590,120,523
	GENERAL FUND					
	SUPREME COURT AND COURTS OF APPEALS	2,242,166	225,531	2,467,697	-	2,467,697
04-147	STATE TREASURER	18,576,442	-	18,576,442	-	18,576,442
07-276	CRESCENT CITY CONNECTION	10,341,758	398,705	10,740,463	-	10,740,463
14-475	LABOR OFFICE OF WORKER'S COMPENSATION	2,814,402	299,606	3,114,008	-	3,114,008
19-662	LA EDUCATIONAL TELEVISION AUTHORITY	2,626,206	760,826	3,387,032	-	3,387,032
20-960	LEGISLATIVE BUDGETARY CONTROL	475,993	-	475,993	-	475,993
	SENATE	68,063	19,981	88,044	-	88,044
20-955	HOUSE OF REPRESENTATIVES	848,565	123,812	972,377	-	972,377
	TOTAL FOR GENERAL FUND	37,993,595	1,828,461	39,822,056	-	39,822,056
	REVENUE BY TYPE FOR GENERAL FUND					
	USE OF MONEY AND PROPERTY	18,821,509	-	18,821,509	-	18,821,509
	LICENSES, PERMITS AND FEES	-	-	-	-	-
	SALES OF COMMODITIES AND SERVICES	-	-	-	-	-
	OTHER RECEIPTS	19,172,086	1,828,461	21,000,547	-	21,000,547
	TOTAL REVENUE BY TYPE GENERAL FUND	37,993,595	1,828,461	39,822,056	-	39,822,056
	GRAND TOTAL	\$ 1,103,767,545	\$ 24,661,127	\$ 1,128,428,672	\$ 498,486,093	\$ 653,823,446



**STATE OF LOUISIANA
ACTUAL RECEIPTS
INA (BOND SECURITY & REDEMPTION FUND ONLY)
FISCAL YEAR 2001-02**

BUDGET UNIT NAME	ACTUAL INA	ACCOUNTS RECEIVABLE INA	TOTAL INA	FINAL INA BUDGET	VARIANCE (UNFAVORABLE) FEDERAL
OFFICE OF THE GOVERNOR					
EXECUTIVE OFFICE	\$ 172,573	\$ 14,612	\$ 187,185	\$	\$
OFFICE OF INDIAN AFFAIRS	325	-	325		
MENTAL HEALTH ADVOCACY SERVICE	625	-	625		
DIVISION OF ADMINISTRATION	112,219	56,551	168,770		
MILITARY AFFAIRS	623	1,627	2,250		
WORKFORCE COMMISSION OFFICE	1,183	-	1,183		
OFFICE OF WOMEN SERVICES	19,874	805	20,679		
LA COMMISSION ON LAW ENFORCEMENT	19,635	114	19,749		
DEPT OF VETERANS AFFAIRS	-	-	-		
LA WAR VETERANS CENTER	29	-	29		
NORTHEAST LA WAR VETERANS HOME	-	-	-		
OFFICE OF ELDERLY AFFAIRS	103,197	-	103,197		
LOUISIANA RACING COMMISSION	1,048	177	1,225		
OFFICE OF FINANCIAL INSTITUTIONS	47,021	-	47,021		
SUBTOTAL 01	478,352	73,886	552,238		
ELECTED OFFICIALS					
SECRETARY OF STATE	36,198	-	36,198		
ATTORNEY GENERAL	199,117	9,535	208,652		
COMMISSIONER OF ELECTIONS	1,185,873	131,979	1,317,852		
LIEUTENANT GOVERNOR	3,343	-	3,343		
OFFICE OF THE STATE TREASURER	2,937	82	3,019		
DEPT OF AGRICULTURE	2,315	-	2,315		
COMMISSIONER OF INSURANCE	19,216	-	19,216		
SUBTOTAL 04	1,448,999	141,596	1,590,595		
ECONOMIC DEVELOPMENT					
OFFICE OF THE SECRETARY	3,807	-	3,807		
OFFICE OF ECONOMIC DEVELOPMENT	25,869	-	25,869		
SUBTOTAL 05	29,676	-	29,676		
CULTURE, RECREATION, AND TOURISM					
OFFICE OF THE SECRETARY	2,700	-	2,700		
OFFICE OF STATE LIBRARY	-	-	-		
OFFICE OF STATE MUSEUM	-	-	-		
OFFICE OF STATE PARKS	29,351	200	29,551		
OFFICE OF CULTURAL DEVELOPMENT	17,520	-	17,520		
OFFICE OF FILM AND VIDEO	-	-	-		
OFFICE OF TOURISM	-	-	-		
SUBTOTAL 06	49,571	200	49,771		
TRANSPORTATION AND DEVELOPMENT					
OFFICE OF ENGINEERING	22,934	1,350	24,284		
SUBTOTAL 07	22,934	1,350	24,284		
DEPARTMENT OF PUBLIC SAFETY					
ADMINISTRATIVE	839	-	839		
OFFICE OF STATE POLICE	13,932	4,529	18,461		
OFFICE OF MOTOR VEHICLES	2,410	87,700	90,110		
OFFICE OF LEGAL AFFAIRS	80	-	80		
STATE FIRE MARSHALL	12,730	-	12,730		
SUBTOTAL 08 PUBLIC SAFETY	29,991	92,229	122,220		
DEPARTMENT OF CORRECTIONS					
ADMINISTRATIVE	10,076	(4)	10,072		
C. PAUL PHELPS CORRECTIONAL CTR	3,336	-	3,336		
LA STATE PENITENTIARY	26,958	500	27,458		
OFFICE OF YOUTH DEVELOPMENT	54,034	2,328	56,362		
AVOYELLES CORRECTIONAL FACILITY	389	528	917		
LA CORRECTION INSTITUTE FOR WOMEN	4,216	453	4,669		

**STATE OF LOUISIANA
ACTUAL RECEIPTS
INA (BOND SECURITY & REDEMPTION FUND ONLY)
FISCAL YEAR 2001-02**

BUDGET UNIT NAME	ACTUAL INA	ACCOUNTS RECEIVABLE INA	TOTAL INA	FINAL INA BUDGET	VARIANCE (UNFAVORABLE) FEDERAL
WINN CORRECTIONAL CENTER	24,925	1,787	26,712		
ALLEN CORRECTIONAL CENTER	12,887	-	12,887		
DIXON CORRECTIONAL CENTER	13,492	83	13,575		
WORK TRAINING FACILITY-NORTH	1,276	-	1,276		
E. HUNT CORRECTIONAL CENTER	53,016	-	53,016		
WADE CORRECTIONAL CENTER	11,311	-	11,311		
ADULT PROBATION AND PAROLE	14,597	-	14,597		
WASHINGTON CORRECTIONAL FACILITY	20,233	-	20,233		
SUBTOTAL 08 CORRECTIONS	250,746	5,675	256,421		
SUBTOTAL 08	280,737	97,904	378,641		
HEALTH AND HUMAN RESOURCES					
MEDICAL VENDOR ADMINISTRATION	98,507	(50)	98,457		
JEFFERSON PARISH HUMAN SERVICES	-	-	-		
CAPITAL AREA HUMAN SERVICE DISTRICT	2,773	462	3,235		
DEVELOPMENTAL DISABILITIES COUNCIL	45,000	-	45,000		
MEDICAL VENDOR PAYMENTS	74,282	-	74,282		
OFFICE OF THE SECRETARY	50,386	910	51,296		
NEW ORLEANS REHABILITATION CENTER	964	-	964		
VILLA FELICIANA CHRONIC DISEASE	4,892	-	4,892		
OFFICE OF PUBLIC HEALTH	320,521	49,966	370,487		
OFFICE OF MENTAL HEALTH	26,840	-	26,840		
CENTRAL LA STATE HOSPITAL	39,014	3,243	42,257		
EAST LA STATE HOSPITAL	1,003	13	1,016		
SOUTHEAST LA STATE HOSPITAL	42,297	745	43,042		
GREENWELL SPRINGS HOSPITAL	135	-	135		
NEW ORLEANS ADOLESCENT HOSPITAL	40	-	40		
OFFICE OF MENTAL RETARDATION	348	-	348		
PELTIER-LAWLESS DEVELOPMENT CENTER	303	-	303		
METROPOLITAN DEVELOPMENTAL CENTER	200,297	16,302	216,599		
COLUMBIA DEVELOPMENTAL CENTER	1,196	-	1,196		
HAMMOND DEVELOPMENTAL CENTER	10,900	-	10,900		
NORTHWEST DEVELOPMENTAL CENTER	-	-	-		
PINECREST DEVELOPMENTAL CENTER	46,361	4,699	51,060		
SOUTHWEST DEVELOPMENTAL CENTER	346	-	346		
OFFICE OF SUBSTANCE ABUSE	4,927	17,130	22,057		
SUBTOTAL 09	971,332	93,420	1,064,752		
DEPARTMENT OF SOCIAL SERVICES					
OFFICE OF FAMILY SUPPORT	7,426,204	1,546,755	8,972,959		
OFFICE OF THE SECRETARY	14,669	-	14,669		
OFFICE OF COMMUNITY SERVICES	929,471	7,781	937,252		
REHABILITATION SERVICES	22,475	443	22,918		
SUBTOTAL 10	8,392,819	1,554,979	9,947,798		
NATURAL RESOURCES					
OFFICE OF THE SECRETARY	5,598	-	5,598		
OFFICE OF CONSERVATION	96	-	96		
COASTAL RESTORATION	2,835	-	2,835		
SUBTOTAL 11	8,529	-	8,529		
REVENUE AND TAXATION					
OFFICE OF REVENUE	30,671	-	30,671		
SUBTOTAL 12	30,671	-	30,671		
DEPT. OF ENVIRONMENTAL QUALITY					
OFFICE OF THE SECRETARY	65,242	-	65,242		
OFFICE OF WATER RESOURCES	2,486	-	2,486		
OFFICE OF SOLID/HAZARDOUS WASTE	7	(7)	-		
MANAGEMENT AND FINANCE	138	7	145		

**STATE OF LOUISIANA
ACTUAL RECEIPTS
INA (BOND SECURITY & REDEMPTION FUND ONLY)
FISCAL YEAR 2001-02**

BUDGET UNIT NAME	ACTUAL INA	ACCOUNTS RECEIVABLE INA	TOTAL INA	FINAL INA BUDGET	VARIANCE (UNFAVORABLE) FEDERAL
SUBTOTAL 13	<u>67,873</u>	<u>-</u>	<u>67,873</u>		
DEPARTMENT OF EMPLOYMENT AND TRAINING					
OFFICE OF WORKFORCE DEVELOPMENT	864	-	864		
OFFICE OF WORKERS' COMPENSATION	<u>-</u>	<u>-</u>	<u>-</u>		
SUBTOTAL 14	<u>864</u>	<u>-</u>	<u>864</u>		
DEPARTMENT OF WILDLIFE AND FISHERIES					
OFFICE OF WILDLIFE	1,250	-	1,250		
OFFICE OF FISHERIES	<u>657</u>	<u>-</u>	<u>657</u>		
SUBTOTAL 16	<u>1,907</u>	<u>-</u>	<u>1,907</u>		
DEPARTMENT OF CIVIL SERVICE					
CIVIL SERVICE	407	-	407		
ETHICS COMMISSION	256,516	2,533	259,049		
STATE POLICE COMMISSION CIVIL SERVICE	116	-	116		
DIVISION OF ADMINISTRATIVE LAW	<u>160</u>	<u>-</u>	<u>160</u>		
SUBTOTAL 17	<u>257,199</u>	<u>2,533</u>	<u>259,732</u>		
DEPARTMENT OF EDUCATION-ADMINISTRATION					
COLLEGES & VO-TECH INA	1,587,939	(177)	1,587,762		
LA SCHOOL FOR THE VISUALLY IMPAIRED	122	-	122		
LA SCHOOL FOR THE DEAF	116	-	116		
LA SPECIAL EDUCATION CENTER	2,703	-	2,703		
LA SCHOOL FOR THE MATH, SCIENCE, AND ARTS	10,925	-	10,925		
OFFICE OF STUDENT FINANCIAL ASSISTANCE	87,262	1,076	88,338		
LA SYSTEMIC INITIATIVE PROGRAM	6,613	-	6,613		
LA UNIVERSITY MARINE CONSORTIUM	-	189	189		
MANAGEMENT AND FINANCE	19,958	(155)	19,803		
OFFICE OF ACADEMIC PROGRAMS	128,072	-	128,072		
SPECIAL SCHOOL DISTRICT #1	<u>2,189</u>	<u>-</u>	<u>2,189</u>		
SUBTOTAL 19	<u>1,845,899</u>	<u>933</u>	<u>1,846,832</u>		
OTHER APPROPRIATIONS					
LEGISLATIVE AUDITORS	18,110	-	18,110		
SUPPLE. PAY. TO LAW ENFORCEMENT	<u>6,251</u>	<u>301</u>	<u>6,552</u>		
SUBTOTAL 20	<u>24,361</u>	<u>301</u>	<u>24,662</u>		
GRAND TOTAL	\$ <u>13,911,723</u>	\$ <u>1,967,102</u>	\$ <u>15,878,825</u>	\$ <u>24,000,000</u>	\$ <u>(8,121,175)</u>

The budget for INA can not be distributed by agency.
The budget is in the State Treasury's Office as per the Revenue Estimating Conference.

**GAAP RECONCILIATION FOR BOND
SECURITY AND REDEMPTION FUND**

MAJOR STATE REVENUE	\$ 9,905,600,862
SELF-GENERATED REVENUE	1,088,606,616
INA REVENUE	15,878,825
INTERAGENCY RECEIPTS-TRUE REVENUE	<u>51,207,685</u>
GAAP BASIS (CAFR page)	\$ <u>11,061,293,988</u>



STATE OF LOUISIANA
SUMMARY OF ALL REVENUE ALL FUNDS BY ORGANIZATION AND TYPE
FOR THE YEAR JUNE 30, 2002

BUDGET UNITS	NAME OF DEPARTMENT	ACTUAL RECEIPTS	ACCOUNTS RECEIVABLE	TOTAL RECEIPTS
01	OFFICE OF THE GOVERNOR	\$ 313,656,256	\$ 19,712,361	\$ 333,368,617
02	LEGISLATIVE DEPARTMENT	4,936,359	123,812	5,060,171
03	JUDICIARY DEPARTMENT	7,379,613	245,957	7,625,570
04	ELECTED STATE OFFICIALS	1,652,010,591	43,798,993	1,695,809,584
05	ECONOMIC DEVELOPMENT	1,067,517	36,514	1,104,031
06	DEPARTMENT OF CULTURE, RECREATION AND TOURISM	7,468,980	863,626	8,332,606
07	DEPARTMENT OF TRANSPORTATION AND DEVELOPMENT	54,024,754	4,493,300	58,518,054
08	DEPARTMENT OF PUBLIC SAFETY AND CORRECTIONS	1,081,380,761	45,621,085	1,127,001,846
09	DEPARTMENT OF HEALTH AND HUMAN RESOURCES	4,174,854,122	400,078,676	4,574,932,798
10	DEPARTMENT OF SOCIAL SERVICES	1,001,444,029	105,198,210	1,106,642,239
11	DEPARTMENT OF NATURAL RESOURCES	232,645,222	109,810,213	342,455,435
12	DEPARTMENT OF REVENUE AND TAXATION	5,471,858,442	518,009,930	5,989,868,372
13	DEPARTMENT OF ENVIRONMENTAL QUALITY	85,300,000	2,045,560	87,345,560
14	DEPARTMENT OF EMPLOYMENT AND TRAINING	164,417,015	6,100,049	170,517,064
16	DEPARTMENT OF WILDLIFE AND FISHERIES	46,238,797	1,860,842	48,099,639
17	DEPARTMENT OF CIVIL SERVICE	2,648,028	2,752	2,650,780
19A	DEPARTMENT OF EDUCATION - ADMINISTRATION	553,278,008	141,607,236	694,885,244
20	OTHER APPROPRIATIONS	607,183,358	7,592,180	614,775,538
	SUBTOTAL GENERAL FUND AND BOND SECURITY	<u>15,461,791,852</u>	<u>1,407,201,296</u>	<u>16,868,993,148</u>
21	SPECIAL REVENUE	563,886,000	20,714,000	584,600,000
23	DEBT SERVICE	38,952,000	-	38,952,000
24	CAPITAL OUTLAY	26,776,000	1,904,000	28,680,000
26	PERMANENT TRUST FUNDS	2,209,000	-	2,209,000
	SUBTOTAL OTHER GOVERNMENTAL FUND TYPES	<u>631,823,000</u>	<u>22,618,000</u>	<u>654,441,000</u>
	SUBTOTAL PRIMARY GOVERNMENT	<u>\$ 16,093,614,852</u>	<u>\$ 1,429,819,296</u>	<u>\$ 17,523,434,148</u>
25	INTERNAL SERVICE FUNDS	\$ 53,845,000	\$ 6,926,000	\$ 60,771,000
22	ENTERPRISE FUNDS	715,357,000	52,479,000	767,836,000
27	PRIVATE PURPOSE TRUST FUNDS	7,271,000	-	7,271,000
28	PENSIONS	(618,470,000)	449,191,000	(169,279,000)
29	INVESTMENT TRUST FUND	1,551,835,000	1,487,000	1,553,322,000
	SUBTOTAL PROPRIETARY AND SIMILAR TRUST	<u>\$ 1,709,838,000</u>	<u>\$ 510,083,000</u>	<u>\$ 2,219,921,000</u>
	TOTAL REVENUES AND RECEIPTS	<u>\$ 17,803,452,852</u>	<u>\$ 1,939,902,296</u>	<u>\$ 19,743,355,148</u>
	COMPONENT UNITS:			
	ALL FUND TYPES	<u>3,814,126,000</u>	<u>303,953,000</u>	<u>4,118,079,000</u>
	TOTAL COMPONENT UNITS	<u>\$ 3,814,126,000</u>	<u>\$ 303,953,000</u>	<u>\$ 4,118,079,000</u>
	GENERAL FUND AND BOND SECURITY:			
	INTERGOVERNMENTAL RECEIPTS	\$ 5,126,981,276	\$ 649,688,201	\$ 5,776,669,477
	TAXES	5,859,847,701	576,811,513	6,436,659,214
	GAMING	540,151,453	12,582,853	552,734,306
	TOBACCO SETTLEMENT	1,135,519,301	13,096,346	1,148,615,647
	USE OF MONEY AND PROPERTY	406,103,107	110,160,769	516,263,876
	LICENSES, PERMITS, AND FEES	481,921,378	9,829,404	491,750,782
	SALES OF COMMODITIES AND SERVICES	748,638,427	10,459,891	759,098,318
	OTHER RECEIPTS	1,162,629,209	24,572,319	1,187,201,528
	SUBTOTAL GENERAL FUND AND BOND SECURITY	<u>\$ 15,461,791,852</u>	<u>\$ 1,407,201,296</u>	<u>\$ 16,868,993,148</u>
	GOVERNMENTAL FUND:			
	INTERGOVERNMENTAL RECEIPTS	\$ 459,242,000	\$ 1,904,000	\$ 461,146,000
	TAXES	97,476,000	12,499,000	109,975,000
	USE OF MONEY AND PROPERTY	30,768,000	6,175,000	36,943,000
	LICENSES, PERMITS, AND FEES	42,010,000	1,045,000	43,055,000

STATE OF LOUISIANA
SUMMARY OF ALL REVENUE ALL FUNDS BY ORGANIZATION AND TYPE
FOR THE YEAR JUNE 30, 2002

BUDGET UNITS	NAME OF DEPARTMENT	ACTUAL RECEIPTS	ACCOUNTS RECEIVABLE	TOTAL RECEIPTS
	SALES OF COMMODITIES AND SERVICES	38,000	-	38,000
	OTHER RECEIPTS	<u>2,289,000</u>	<u>995,000</u>	<u>3,284,000</u>
	SUBTOTAL OTHER GOVERNMENTAL FUND TYPES	<u>631,823,000</u>	<u>22,618,000</u>	<u>654,441,000</u>
	SUBTOTAL PRIMARY GOVERNMENT	\$ <u>16,093,614,852</u>	\$ <u>1,429,819,296</u>	\$ <u>17,523,434,148</u>
	PROPRIETARY AND SIMILAR TRUST:			
	INTERGOVERNMENTAL RECEIPTS	\$ 142,735,000	\$ -	\$ 142,735,000
	USE OF MONEY AND PROPERTY	(1,169,883,000)	-	(1,169,883,000)
	LICENSES, PERMITS, AND FEES	17,357,000	-	17,357,000
	SALES OF COMMODITIES AND SERVICES	353,928,000	59,405,000	413,333,000
	OTHER RECEIPTS	<u>2,365,701,000</u>	<u>450,678,000</u>	<u>2,816,379,000</u>
	SUBTOTAL PROPRIETARY AND SIMILAR TRUST	\$ <u>1,709,838,000</u>	\$ <u>510,083,000</u>	\$ <u>2,219,921,000</u>
	TOTAL REVENUES AND RECEIPTS	\$ <u><u>17,803,452,852</u></u>	\$ <u><u>1,939,902,296</u></u>	\$ <u><u>19,743,355,148</u></u>

STATE OF LOUISIANA
SCHEDULE OF REVENUES BY
ORGANIZATION AND TYPE
FOR THE YEAR ENDED JUNE 30, 2002

SCHEDULE NUMBER	BUDGET UNIT NAME	ACTUAL	RECEIVABLE	TOTAL REVENUE
	OFFICE OF THE GOVERNOR			
01-100	EXECUTIVE OFFICE	\$ 3,634,155	\$ 812,615	\$ 4,446,770
01-101	OFFICE OF INDIAN AFFAIRS	1,427,378	420,659	1,848,037
01-103	MENTAL HEALTH ADVOCACY SERVICE	625	-	625
01-105	LOUISIANA MANUFACTURED HOUSING COMMISSION	232,829	7,395	240,224
01-107	DIVISION OF ADMINISTRATION	51,219,996	1,458,805	52,678,801
01-108	PATIENT'S COMPENSATION FUND OVERSIGHT BOARD	93,267,935	5,576,237	98,844,172
01-112	DEPARTMENT OF MILITARY AFFAIRS	86,536,435	5,914,837	92,451,272
01-113	OFFICE OF LIFELONG LEARNING	3,235,199	623,895	3,859,094
01-114	OFFICE OF WOMEN'S SERVICES	1,467,407	361,044	1,828,451
01-126	BOARD OF TAX APPEALS	15,439	400	15,839
01-129	LOUISIANA COMMISSION ON LAW ENFORCEMENT	19,241,449	3,513,286	22,754,735
01-130	DEPARTMENT OF VETERANS AFFAIRS	669,441	2,512	671,953
01-131	WAR VETERANS' CENTER	5,740,293	277,350	6,017,643
01-132	NORTHEAST LA WAR VETERANS HOME	4,479,525	-	4,479,525
01-133	OFFICE OF ELDERLY AFFAIRS	18,744,865	496,813	19,241,678
01-254	LOUISIANA RACING COMMISSION	5,839,345	229,122	6,068,467
01-255	OFFICE OF FINANCIAL INSTITUTIONS	16,535,192	17,948	16,553,140
01-259	LOUISIANA STATE BOARD OF COSMETOLOGY	1,368,748	(557)	1,368,191
	SUBTOTAL 01	313,656,256	19,712,361	333,368,617
	REVENUE BY TYPE			
	INTERGOVERNMENTAL RECEIPTS	167,230,663	13,091,138	180,321,801
	GAMING REVENUES	4,865,453	91,963	4,957,416
	USE OF MONEY AND PROPERTY	1,811,052	32,169	1,843,221
	LICENSES, PERMITS AND FEES	18,822,315	144,276	18,966,591
	SALE OF SERVICE & COMMODITIES	109,036,130	91,093	109,127,223
	OTHER RECEIPTS	11,890,643	6,261,722	18,152,365
	TOTAL REVENUE BY TYPE	313,656,256	19,712,361	333,368,617
	LEGISLATIVE DEPARTMENT			
20-954	LEGISLATIVE AUDITORS	3,611,801	-	3,611,801
20-955	HOUSE OF REPRESENTATIVES and SENATE	848,565	123,812	972,377
20-960	LEGISLATIVE BUDGETARY CONTROL COUNCIL	475,993	-	475,993
	SUBTOTAL 02	4,936,359	123,812	5,060,171
	REVENUE BY TYPE			
	OTHER RECEIPTS	4,936,359	123,812	5,060,171
	TOTAL REVENUE BY TYPE	4,936,359	123,812	5,060,171
	JUDICIARY DEPARTMENT			
	JUDICIARY	5,137,447	20,426	5,157,873
	COURTS	2,242,166	225,531	2,467,697
	SUBTOTAL 03	7,379,613	245,957	7,625,570
	REVENUE BY TYPE			
	USE OF MONEY AND PROPERTY	245,067	-	245,067
	LICENSES, PERMITS AND FEES	5,069,384	445	5,069,829
	OTHER RECEIPTS	2,065,162	245,512	2,310,674
	TOTAL REVENUE BY TYPE	7,379,613	245,957	7,625,570
	ELECTED OFFICIALS			
04-139	SECRETARY OF STATE	9,439,147	249,562	9,688,709
04-141	ATTORNEY GENERAL	13,576,727	1,252,866	14,829,593
04-144	COMMISSIONER OF ELECTIONS	4,627,572	1,109,151	5,736,723
04-146	LIEUTENANT GOVERNOR	2,036,429	463,880	2,500,309
04-147	OFFICE OF STATE TREASURER	1,427,391,275	13,675,812	1,441,067,087
04-158	PUBLIC SERVICE COMMISSION	8,648,219	303,994	8,952,213
04-160	AGRICULTURE-MANAGEMENT & FINANCE	33,446,305	1,077,505	34,523,810
04-165	COMMISSIONER OF INSURANCE	152,844,917	25,666,223	178,511,140
	SUBTOTAL 04	1,652,010,591	43,798,993	1,695,809,584
	REVENUE BY TYPE			
	INTERGOVERNMENTAL RECEIPTS	16,009,243	1,711,807	17,721,050
	TAXES	186,960,715	40,566,387	227,527,102
	GAMING REVENUES	81,469	-	81,469
	TOBACCO SETTLEMENT	1,135,519,301	-	1,135,519,301
	USE OF MONEY AND PROPERTY	188,299,293	13,096,346	201,395,639
	LICENSES, PERMITS AND FEES	66,378,872	847,328	67,226,200
	SALE OF SERVICE & COMMODITIES	13,496,252	1,072,625	14,568,877
	OTHER RECEIPTS	45,265,446	(13,495,500)	31,769,946

STATE OF LOUISIANA
SCHEDULE OF REVENUES BY
ORGANIZATION AND TYPE
FOR THE YEAR ENDED JUNE 30, 2002

SCHEDULE NUMBER	BUDGET UNIT NAME	ACTUAL	RECEIVABLE	TOTAL REVENUE
	TOTAL REVENUE BY TYPE	1,652,010,591	43,798,993	1,695,809,584
	ECONOMIC DEVELOPMENT			
05-251	OFFICE OF THE SECRETARY	196,568	-	196,568
05-252	OFFICE OF COMMERCE AND INDUSTRY	870,949	36,514	907,463
	SUBTOTAL 05	1,067,517	36,514	1,104,031
	REVENUE BY TYPE			
	INTERGOVERNMENTAL RECEIPTS	47,153	32,819	79,972
	USE OF MONEY AND PROPERTY	12,239	-	12,239
	LICENSES, PERMITS AND FEES	899,904	3,695	903,599
	OTHER RECEIPTS	108,221	-	108,221
	TOTAL REVENUE BY TYPE	1,067,517	36,514	1,104,031
	CULTURE, RECREATION AND TOURISM			
06-261	OFFICE OF THE SECRETARY	2,700	18,794	21,494
06-262	OFFICE OF THE STATE LIBRARY	1,030,365	501,205	1,531,570
06-263	OFFICE OF STATE MUSEUM	629,725	5,564	635,289
06-264	OFFICE OF PARKS AND FACILITIES	4,425,830	114,411	4,540,241
06-265	OFFICE OF PROGRAM DEVELOPMENT	1,380,312	223,652	1,603,964
06-266	OFFICE OF FILM AND VIDEO	48	-	48
	SUBTOTAL 06	7,468,980	863,626	8,332,606
	REVENUE BY TYPE			
	INTERGOVERNMENTAL RECEIPTS	2,440,901	723,998	3,164,899
	TAXES	(307,299)	(50,669)	(357,968)
	USE OF MONEY AND PROPERTY	101,472	119,603	221,075
	LICENSES, PERMITS, & FEES	4,983,841	50,582	5,034,423
	SALE OF SERVICES & COMMODITIES	96,512	3,278	99,790
	OTHER RECEIPTS	153,553	16,834	170,387
	TOTAL REVENUE BY TYPE	7,468,980	863,626	8,332,606
	TRANSPORTATION AND DEVELOPMENT			
07-273	MANAGEMENT AND FINANCE	10,347,409	401,343	10,748,752
07-275	PUBLIC WORKS	5,990,950	852,317	6,843,267
07-276	OFFICE OF ENGINEERING	37,686,395	3,239,640	40,926,035
	SUBTOTAL 07	54,024,754	4,493,300	58,518,054
	REVENUE BY TYPE			
	INTERGOVERNMENTAL RECEIPTS	5,931,726	1,183,641	7,115,367
	TAXES	117,976	-	117,976
	USE OF MONEY AND PROPERTY	395,444	60,208	455,652
	LICENSES, PERMITS, & FEES	15,982,635	1,056,474	17,039,109
	SALE OF SERVICES & COMMODITIES	5,660,980	80,757	5,741,737
	OTHER RECEIPTS	25,935,993	2,112,220	28,048,213
	TOTAL REVENUE BY TYPE	54,024,754	4,493,300	58,518,054
	DEPARTMENT OF PUBLIC SAFETY AND CORRECTIONS			
08-418	PUBLIC SAFETY-MANAGEMENT AND FINANCE	750,363	129,697	880,060
08-419	OFFICE OF STATE POLICE	515,525,274	14,628,170	530,153,444
08-420	OFFICE OF MOTOR VEHICLE	467,652,316	26,315,655	493,967,971
08-421	OFFICE OF LEGAL AFFAIRS	296	-	296
08-422	OFFICE OF STATE FIRE MARSHAL	3,088,579	12,524	3,101,103
08-423	LOUISIANA GAMING CONTROL BOARD	56,418,755	657,534	57,076,289
08-424	LIQUEFIED PETROLEUM GAS COMMISSION	855,046	1,897,197	2,752,243
08-425	LOUISIANA HIGHWAY SAFETY COMMISSION	3,269,044	-	3,269,044
08-400	CORRECTIONS-ADMINISTRATIVE	6,611,226	1,279,620	7,890,846
08-401	C. PAUL PHELPS CORRECTIONAL CTR	776,041	18,771	794,812
08-402	LOUISIANA STATE PENITENTIARY	5,853,083	119,883	5,972,966
08-403	OFFICE OF YOUTH DEVELOPMENT	930,465	(2,278)	928,187
08-405	AVOYELLES CORRECTIONAL FACILITY	1,094,715	18,696	1,113,411
08-406	LOUISIANA CORRECTIONAL INSTITUTE FOR WOMEN	814,655	14,131	828,786
08-407	WINN CORRECTIONAL CENTER	24,925	1,787	26,712
08-408	ALLEN CORRECTIONAL CENTER	12,887	-	12,887
08-409	DIXON CORRECTIONAL INSTITUTE	1,767,039	140,158	1,907,197
08-412	WORK TRAINING FACILITY-NORTH	676,405	18,164	694,569
08-413	HUNT CORRECTIONAL CENTER	1,768,180	59,086	1,827,266
08-414	WADE CORRECTIONAL CENTER	1,246,943	38,528	1,285,471
08-415	ADULT PROBATION AND PAROLE	11,217,039	250,823	11,467,862
08-416	WASHINGTON CORRECTIONAL FACILITY	1,027,485	22,939	1,050,424
	SUBTOTAL 08	1,081,380,761	45,621,085	1,127,001,846

STATE OF LOUISIANA
SCHEDULE OF REVENUES BY
ORGANIZATION AND TYPE
FOR THE YEAR ENDED JUNE 30, 2002

SCHEDULE NUMBER	BUDGET UNIT NAME	ACTUAL	RECEIVABLE	TOTAL REVENUE
REVENUE BY TYPE				
	INTERGOVERNMENTAL RECEIPTS	10,827,642	3,936,084	14,763,726
	TAXES	276,249,784	22,568,035	298,817,819
	GAMING REVENUE	535,204,531	12,490,890	547,695,421
	USE OF MONEY AND PROPERTY	7,675	(25)	7,650
	LICENSES, PERMITS, & FEES	199,932,534	4,498,833	204,431,367
	SALE OF SERVICES & COMMODITIES	11,099,126	209,941	11,309,067
	OTHER RECEIPTS	48,059,469	1,917,327	49,976,796
	TOTAL REVENUE BY TYPE	1,081,380,761	45,621,085	1,127,001,846
DEPARTMENT OF HEALTH AND HOSPITALS				
09-303	DEVELOPMENTAL DISABILITIES COUNCIL	1,274,344	195,804	1,470,148
09-305	OFFICE OF MANAGEMENT AND FINANCE	85,931,989	13,548,460	99,480,449
09-306	MEDICAL VENDOR PAYMENTS	3,860,351,470	366,505,544	4,226,857,014
09-307	OFFICE OF THE SECRETARY	8,551,779	244,169	8,795,948
09-311	NEW ORLEANS HOME AND REHABILITATION CENTER	834,806	327	835,133
09-319	VILLA FELICIANA CHRONIC DISEASE HOSPITAL	771,738	26,363	798,101
09-326	OFFICE OF PUBLIC HEALTH	158,606,640	8,772,271	167,378,911
09-330	OFFICE OF MENTAL HEALTH	4,718,729	1,326,995	6,045,724
09-331	CENTRAL LOUISIANA STATE HOSPITAL	3,444,114	688,441	4,132,555
09-332	EAST LOUISIANA STATE HOSPITAL	6,766,617	2,576,969	9,343,586
09-333	SOUTHEAST LOUISIANA HOSPITAL	12,245,495	1,310,440	13,555,935
09-335	GREENWELL SPRINGS HOSPITAL	135	-	135
09-338	NEW ORLEANS ADOLESCENT HOSPITAL	(226,448)	-	(226,448)
09-340	OFFICE FOR CITIZENS WITH DEVELOPMENTAL DISABIL.	348	-	348
09-341	PELTIER-LAWLESS DEVELOPMENTAL CENTER	143,324	16,943	160,267
09-342	METROPOLITAN DEVELOPMENTAL CENTER	1,144,456	162,300	1,306,756
09-343	COLUMBIA DEVELOPMENTAL CENTER	139,561	11,756	151,317
09-344	HAMMOND DEVELOPMENTAL CENTER	1,723,838	15,800	1,739,638
09-346	NORTHWEST DEVELOPMENTAL CENTER	581,281	1	581,282
09-347	PINECREST DEVELOPMENTAL CENTER	3,376,374	241,642	3,618,016
09-348	RUSTON DEVELOPMENTAL CENTER	282,494	36,645	319,139
09-349	SOUTHWEST DEVELOPMENTAL CENTER	716,750	25,205	741,955
09-351	OFFICE OF SUBSTANCE ABUSE	23,474,288	4,372,601	27,846,889
	SUBTOTAL 09	4,174,854,122	400,078,676	4,574,932,798
REVENUE BY TYPE				
	INTERGOVERNMENTAL RECEIPTS	3,247,687,605	385,380,128	3,633,067,733
	TAXES	3,742	(4)	3,738
	USE OF MONEY AND PROPERTY	22,728	-	22,728
	LICENSES, PERMITS, & FEES	23,486,074	798,748	24,284,822
	SALE OF SERVICES & COMMODITIES	3,089,298	1,584,998	4,674,296
	OTHER RECEIPTS	900,564,675	12,314,806	912,879,481
	TOTAL REVENUE BY TYPE	4,174,854,122	400,078,676	4,574,932,798
DEPARTMENT OF SOCIAL SERVICES				
10-355	OFFICE OF FAMILY SUPPORT	838,953,198	96,277,811	935,231,009
10-357	OFFICE OF THE SECRETARY	622,001	-	622,001
10-370	OFFICE OF COMMUNITY SERVICES	122,048,690	7,286,109	129,334,799
10-374	REHABILITATION SERVICES	39,820,140	1,634,290	41,454,430
	SUBTOTAL 10	1,001,444,029	105,198,210	1,106,642,239
REVENUE BY TYPE				
	INTERGOVERNMENTAL RECEIPTS	974,274,367	102,437,896	1,076,712,263
	USE OF MONEY AND PROPERTY	133,686	-	133,686
	LICENSES, PERMITS, & FEES	533,599	-	533,599
	SALE OF SERVICES & COMMODITIES	(42,718)	55,643	12,925
	OTHER RECEIPTS	26,545,095	2,704,671	29,249,766
	TOTAL REVENUE BY TYPE	1,001,444,029	105,198,210	1,106,642,239
DEPARTMENT OF NATURAL RESOURCES				
11-431	OFFICE OF THE SECRETARY	1,573,948	104,334	1,678,282
11-432	OFFICE OF CONSERVATION	7,458,586	32,169	7,490,755
11-434	OFFICE OF MINERAL RESOURCES	212,977,995	108,679,991	321,657,986
11-435	COASTAL RESTORATION AND MANAGEMENT	10,634,693	993,719	11,628,412
	SUBTOTAL 11	232,645,222	109,810,213	342,455,435
REVENUE BY TYPE				
	INTERGOVERNMENTAL RECEIPTS	12,001,989	1,097,900	13,099,889
	USE OF MONEY AND PROPERTY	207,846,460	108,636,779	316,483,239
	LICENSES, PERMITS, & FEES	6,755,581	21,739	6,777,320
	SALE OF SERVICES & COMMODITIES	3,490,061	23,784	3,513,845
	OTHER RECEIPTS	2,551,131	30,011	2,581,142

STATE OF LOUISIANA
SCHEDULE OF REVENUES BY
ORGANIZATION AND TYPE
FOR THE YEAR ENDED JUNE 30, 2002

SCHEDULE NUMBER	BUDGET UNIT NAME	ACTUAL	RECEIVABLE	TOTAL REVENUE
	TOTAL REVENUE BY TYPE	<u>232,645,222</u>	<u>109,810,213</u>	<u>342,455,435</u>
12-440	REVENUE AND TAXATION			
	OFFICE OF REVENUE	5,471,104,835	518,010,225	5,989,115,060
12-441	LOUISIANA TAX COMMISSION	<u>753,607</u>	<u>(295)</u>	<u>753,312</u>
	SUBTOTAL 12	<u>5,471,858,442</u>	<u>518,009,930</u>	<u>5,989,868,372</u>
	REVENUE BY TYPE			
	INTERGOVERNMENTAL RECEIPTS	12,707	129,100	141,807
	TAXES	5,396,641,257	513,727,695	5,910,368,952
	LICENSES, PERMITS, & FEES	9,240,104	717,685	9,957,789
	OTHER RECEIPTS	<u>65,964,374</u>	<u>3,435,450</u>	<u>69,399,824</u>
	TOTAL REVENUE BY TYPE	<u>5,471,858,442</u>	<u>518,009,930</u>	<u>5,989,868,372</u>
	DEPARTMENT OF ENVIRONMENTAL QUALITY			
13-850	OFFICE OF THE SECRETARY	231,669	1,956	233,625
13-851	OFFICE OF AIR QUALITY	2,667,921	53,716	2,721,637
13-852	OFFICE OF WATER RESOURCES	2,627,195	96,453	2,723,648
13-853	OFFICE OF SOLID AND HAZARDOUS WASTE	13,707,983	627,921	14,335,904
13-855	MANAGEMENT AND FINANCE	<u>66,065,232</u>	<u>1,265,514</u>	<u>67,330,746</u>
	SUBTOTAL 13	<u>85,300,000</u>	<u>2,045,560</u>	<u>87,345,560</u>
	REVENUE BY TYPE			
	INTERGOVERNMENTAL RECEIPTS	12,543,098	748,290	13,291,388
	USE OF MONEY AND PROPERTY	1,365,692	(394)	1,365,298
	LICENSES, PERMITS & FEES	69,836,822	1,252,198	71,089,020
	SALE OF SERVICES & COMMODITIES	462,643	2,004	464,647
	OTHER RECEIPTS	<u>1,091,745</u>	<u>43,462</u>	<u>1,135,207</u>
	TOTAL REVENUE BY TYPE	<u>85,300,000</u>	<u>2,045,560</u>	<u>87,345,560</u>
	DEPARTMENT OF EMPLOYMENT AND TRAINING			
14-474	OFFICE OF EMPLOYMENT SECURITY	125,667,042	5,984,947	131,651,989
14-475	OFFICE OF WORKER'S COMPENSATION	<u>38,749,973</u>	<u>115,102</u>	<u>38,865,075</u>
	SUBTOTAL 14	<u>164,417,015</u>	<u>6,100,049</u>	<u>170,517,064</u>
	REVENUE BY TYPE			
	INTERGOVERNMENTAL RECEIPTS	123,275,223	5,692,042	128,967,265
	LICENSES, PERMITS, & FEES	29,689,839	126,411	29,816,250
	OTHER RECEIPTS	<u>11,451,953</u>	<u>281,596</u>	<u>11,733,549</u>
	TOTAL REVENUE BY TYPE	<u>164,417,015</u>	<u>6,100,049</u>	<u>170,517,064</u>
	DEPARTMENT OF WILDLIFE AND FISHERIES			
16-511	OFFICE OF MANAGEMENT AND FINANCE	486,826	(192,002)	294,824
16-512	OFFICE OF THE SECRETARY	34,139,508	511,170	34,650,678
16-513	OFFICE OF WILDLIFE	6,381,320	366,558	6,747,878
16-514	OFFICE OF FISHERIES	<u>5,231,143</u>	<u>1,175,116</u>	<u>6,406,259</u>
	SUBTOTAL 16	<u>46,238,797</u>	<u>1,860,842</u>	<u>48,099,639</u>
	REVENUE BY TYPE			
	INTERGOVERNMENTAL RECEIPTS	12,242,318	1,284,104	13,526,422
	TAXES	181,526	69	181,595
	USE OF MONEY AND PROPERTY	2,691,136	465,101	3,156,237
	LICENSES, PERMITS, AND FEES	30,309,874	85,693	30,395,567
	SALE OF SERVICE & COMMODITIES	283,236	43,693	326,929
	OTHER RECEIPTS	<u>530,707</u>	<u>(17,818)</u>	<u>512,889</u>
	TOTAL REVENUE BY TYPE	<u>46,238,797</u>	<u>1,860,842</u>	<u>48,099,639</u>
	DEPARTMENT OF CIVIL SERVICE			
17-560	LOUISIANA CIVIL SERVICE	2,268,700	-	2,268,700
17-562	ETHICS COMMISSION	368,639	2,733	371,372
17-563	STATE POLICE COMMISSION CIVIL SERVICE	116	-	116
17-564	DIVISION OF ADMINISTRATIVE LAW	<u>10,573</u>	<u>19</u>	<u>10,592</u>
	SUBTOTAL 17	<u>2,648,028</u>	<u>2,752</u>	<u>2,650,780</u>
	REVENUE BY TYPE			
	OTHER RECEIPTS	<u>2,648,028</u>	<u>2,752</u>	<u>2,650,780</u>
	TOTAL REVENUE BY TYPE	<u>2,648,028</u>	<u>2,752</u>	<u>2,650,780</u>

STATE OF LOUISIANA
SCHEDULE OF REVENUES BY
ORGANIZATION AND TYPE
FOR THE YEAR ENDED JUNE 30, 2002


SCHEDULE NUMBER	BUDGET UNIT NAME	ACTUAL	RECEIVABLE	TOTAL REVENUE
	DEPARTMENT OF EDUCATION			
19	UNIVERSITY OF LOUISIANA BOARD OF TRUSTEES	1,601,939	(177)	1,601,762
19-651	LOUISIANA SCHOOL FOR THE VISUALLY IMPAIRED	122	-	122
19-653	LOUISIANA SCHOOL FOR THE DEAF	79,203	8,080	87,283
19-655	LOUISIANA SPECIAL EDUCATION CENTER	(477,499)	4,652	(472,847)
19-657	LOUISIANA SCHOOL OF MATH, SCIENCE AND ARTS	851,293	243,113	1,094,406
19-661	OFFICE OF STUDENT FINANCIAL ASSISTANCE	24,009,561	2,018,068	26,027,629
19-662	LOUISIANA EDUCATIONAL TELEVISION AUTHORITY	3,160,104	805,628	3,965,732
19-666	BOARD OF ELEMENTARY AND SECONDARY EDUCATION	10,209	(200)	10,009
19-672	LOUISIANA SYSTEMIC INITIATIVE PROGRAM	1,214,804	145,214	1,360,018
19-674	LOUISIANA UNIVERSITIES MARINE CONSORTIUM	3,243,631	898,747	4,142,378
19-678	MANAGEMENT AND FINANCE	18,000,115	2,168,721	20,168,836
19-681	OFFICE OF ACADEMIC PROGRAMS	501,582,336	135,315,391	636,897,727
19-699	SPECIAL SCHOOL DISTRICT #1	2,190	(1)	2,189
	SUBTOTAL 19	553,278,008	141,607,236	694,885,244
	REVENUE BY TYPE			
	INTERGOVERNMENTAL RECEIPTS	541,638,156	132,239,254	673,877,410
	USE OF MONEY AND PROPERTY	1,779	-	1,779
	SALE OF SERVICES & COMMODITIES	319,288	(67,442)	251,846
	OTHER RECEIPTS	11,318,785	9,435,424	20,754,209
	TOTAL REVENUE BY TYPE	553,278,008	141,607,236	694,885,244
	OTHER APPROPRIATIONS			
20-922	DEBT SERVICE	1,371,423	94,136	1,465,559
20-800	GROUP BENEFITS	555,753,836	1,526,019	557,279,855
20-804	RISK MANAGEMENT	48,868,778	5,833,498	54,702,276
20-977	DOA-DEBT SERVICE & MAINTENANCE	1,183,070	138,226	1,321,296
20-966	SUPP. PAYMENTS TO LAW ENFORCEMENT	6,251	301	6,552
	SUBTOTAL 20	607,183,358	7,592,180	614,775,538
	REVENUE BY TYPE			
	INTERGOVERNMENTAL RECEIPTS	818,465	-	818,465
	USE OF MONEY AND PROPERTY	3,169,384	-	3,169,384
	SALE OF SERVICES & COMMODITIES	601,647,619	7,359,517	609,007,136
	OTHER RECEIPTS	1,547,890	232,663	1,780,553
	TOTAL REVENUE BY TYPE	607,183,358	7,592,180	614,775,538
	SUBTOTAL GENERAL FUND AND BOND SECURITY	15,461,791,852	1,407,201,296	16,868,993,148
	SPECIAL REVENUE:			
	ARTIFICIAL REEF DEVELOPMENT	575,000	-	575,000
	BUDGET STABILIZATION	1,397,000	-	1,397,000
	DEFICIT ELIMINATION/CAPITAL OUTLAY ESCROW	1,072,000	-	1,072,000
	ECONOMIC DEVELOPMENT AWARD	106,000	-	106,000
	EMPLOYMENT SECURITY ADMINISTRATIVE	4,290,000	1,070,000	5,360,000
	ENVIRONMENTAL TRUST FUND	114,000	-	114,000
	FEDERAL ENERGY SETTLEMENT FUND	2,660,000	-	2,660,000
	FEDERAL STATE FISCAL ASSISTANCE	22,000	-	22,000
	FEED COMMISSION	487,000	168,000	655,000
	FERTILIZER FUND	324,000	395,000	719,000
	HAZARDOUS WASTE SITE CLEANUP	(78,000)	-	(78,000)
	HIGHER EDUCATION INITIATIVES FUND	138,000	-	138,000
	INCENTIVE FUND	43,000	-	43,000
	LABOR WORKFORCE DEVELOPMENT TRAINING	44,789,000	8,516,000	53,305,000
	LOTTERY FUND	542,000	-	542,000
	LOUISIANA FUND	293,000	-	293,000
	LA MEDICAL ASSISTANCE TRUST	500,000	-	500,000
	LA QUALITY EDUCATION SUPPORT FUND	(23,694,000)	29,000	(23,665,000)
	LA TECHNOLOGY INNOVATIONS	(68,000)	-	(68,000)
	LA TOURISM PROMOTION	16,511,000	2,913,000	19,424,000
	LA WORKER'S COMPENSATION SECOND INJURY BOARD	-	398,000	398,000
	MARSH ISLAND OPERATING	199,000	96,000	295,000
	MEDICAID TRUST FUND FOR THE ELDERLY	7,492,000	-	7,492,000
	MINERAL REVENUE AUDIT AND SETTLEMENT	(186,000)	-	(186,000)
	MOTOR FUELS UNDERGROUND	182,000	-	182,000
	OFFICE OF WORKER'S COMPENSATION ADMIN FUND	-	597,000	597,000
	OIL SPILL CONTINGENCY	(2,000)	-	(2,000)
	PARISH ROYALTY	23,156,000	5,425,000	28,581,000
	PATIENT'S COMPENSATION	1,442,000	-	1,442,000
	PESTICIDE FUND	83,000	82,000	165,000
	RETIREMENT SYSTEM INSURANCE PROCEEDS	31,286,000	-	31,286,000
	ROCKEFELLER REFUGE FUND	1,593,000	625,000	2,218,000
	ROCKEFELLER WILDLIFE REFUGE TRUST AND PROTECT	(317,000)	-	(317,000)
	RURAL DEVELOPMENT	89,000	-	89,000

STATE OF LOUISIANA
SCHEDULE OF REVENUES BY
ORGANIZATION AND TYPE
FOR THE YEAR ENDED JUNE 30, 2002

SCHEDULE NUMBER	BUDGET UNIT NAME	ACTUAL	RECEIVABLE	TOTAL REVENUE
	RUSSELL SAGE OR MARSH ISLAND REFUGE FUND	239,000	-	239,000
	RUSSELL SAGE SPECIAL FUND	64,000	-	64,000
	SAVINGS ENHANCEMENT FUND	397,000	-	397,000
	STATE HIGHWAY FUND #2	9,854,000	400,000	10,254,000
	SUPPORT EDUCATION IN LA FIRST FUND	440,000	-	440,000
	TELECOMMUNICATIONS FOR THE DEAF	(85,000)	-	(85,000)
	TRANSPORTATION TRUST FUND	437,205,000	-	437,205,000
	WETLANDS	710,000	-	710,000
	WORKFORCE DEVELOPMENT	22,000	-	22,000
	SUBTOTAL 21	563,886,000	20,714,000	584,600,000
	REVENUE BY TYPE			
	INTERGOVERNMENTAL RECEIPTS	435,703,000	-	435,703,000
	TAXES	63,573,000	12,499,000	76,072,000
	USE OF MONEY AND PROPERTY	20,579,000	6,175,000	26,754,000
	LICENSES, PERMITS AND FEES	42,010,000	1,045,000	43,055,000
	OTHER RECEIPTS	2,021,000	995,000	3,016,000
	TOTAL REVENUE BY TYPE	563,886,000	20,714,000	584,600,000
	DEBT SERVICE			
	TIMED ACCOUNT	38,952,000	-	38,952,000
	SUBTOTAL 23	38,952,000	-	38,952,000
	REVENUE BY TYPE			
	TAXES	33,903,000	-	33,903,000
	USE OF MONEY AND PROPERTY	5,049,000	-	5,049,000
	TOTAL REVENUE BY TYPE	38,952,000	-	38,952,000
	CAPITAL OUTLAY			
	CAPITAL OUTLAY ESCROW FUND	26,776,000	1,904,000	28,680,000
	SUBTOTAL 24	26,776,000	1,904,000	28,680,000
	REVENUE BY TYPE			
	INTERGOVERNMENTAL RECEIPTS	23,539,000	1,904,000	25,443,000
	USE OF MONEY AND PROPERTY	3,237,000	-	3,237,000
	TOTAL REVENUE BY TYPE	26,776,000	1,904,000	28,680,000
	PERMANENT FUNDS			
	EDUCATION EXCELLENCE	5,029,000	-	5,029,000
	FULLER-EDWARDS ARBORETUM TRUST FUND	6,000	-	6,000
	HEALTH EXCELLENCE	4,760,000	-	4,760,000
	W.R. IRBY BEQUEST FUND	1,181,000	-	1,181,000
	LIFETIME LICENSE ENDOWMENT TRUST FUND	(82,000)	-	(82,000)
	TOPS FUND	4,759,000	-	4,759,000
	LA EDUCATION QUALITY TRUST FUND	(13,444,000)	-	(13,444,000)
	SUBTOTAL 26	2,209,000	-	2,209,000
	REVENUE BY TYPE			
	USE OF MONEY AND PROPERTY	1,903,000	-	1,903,000
	SALE OF SERVICES & COMMODITIES	38,000	-	38,000
	OTHER RECEIPTS	268,000	-	268,000
	TOTAL REVENUE BY TYPE	2,209,000	-	2,209,000
	SUBTOTAL OTHER GOVERNMENTAL FUND TYPES	631,823,000	22,618,000	654,441,000
	SUBTOTAL PRIMARY GOVERNMENT	16,093,614,852	1,429,819,296	17,523,434,148
	INTERNAL SERVICE			
	ADMINISTRATIVE SERVICES	2,945,000	397,000	3,342,000
	ADMINISTRATIVE SUPPORT	2,300,000	220,000	2,520,000
	CENTRAL REGIONAL LAUNDRY	496,000	14,000	510,000
	FLIGHT MAINTENANCE OPERATIONS	878,000	172,000	1,050,000
	JACKSON REGIONAL LAUNDRY	801,000	148,000	949,000
	OFFICE OF TELECOMMUNICATIONS	46,425,000	5,975,000	52,400,000
	SUBTOTAL 25	53,845,000	6,926,000	60,771,000


STATE OF LOUISIANA
SCHEDULE OF REVENUES BY
ORGANIZATION AND TYPE
FOR THE YEAR ENDED JUNE 30, 2002

SCHEDULE NUMBER	BUDGET UNIT NAME	ACTUAL	RECEIVABLE	TOTAL REVENUE
REVENUE BY TYPE				
	SALE OF SERVICES & COMMODITIES	53,694,000	6,926,000	60,620,000
	OTHER RECEIPTS	151,000	-	151,000
	TOTAL REVENUE BY TYPE	53,845,000	6,926,000	60,771,000
ENTERPRISE FUNDS				
	BOARDS AND COMMISSIONS	22,635,000	1,024,000	23,659,000
	DRINKING WATER REVOLVING LOAN	541,000	268,000	809,000
	LOUISIANA AGRICULTURE FINANCE AUTHORITY	1,320,000	146,000	1,466,000
	LOUISIANA CORRECTIONAL FACILITIES CORPORATION	19,000	14,000	33,000
	LOUISIANA FEDERAL PROPERTY ASSISTANCE AGENCY	827,000	73,000	900,000
	LOUISIANA LOTTERY CORPORATION	302,831,000	8,783,000	311,614,000
	LOUISIANA OFFICE FACILITIES CORPORATION	2,598,000	2,200,000	4,798,000
	LOUISIANA OPPORTUNITY LOAN FUND	84,000	94,000	178,000
	LOUISIANA PROPERTY ASSISTANCE AGENCY	3,681,000	130,000	3,811,000
	MUNICIPAL FACILITIES REVOLVING LOAN FUND	7,339,000	2,095,000	9,434,000
	UNEMPLOYMENT TRUST FUND	340,622,000	34,941,000	375,563,000
	PRISON ENTERPRISES	21,070,000	2,182,000	23,252,000
	PUBLIC SAFETY SERVICES	1,483,000	176,000	1,659,000
	DONALD J. THIBODEAUX TRAINING COMPLEX	10,307,000	353,000	10,660,000
	SUBTOTAL 22	715,357,000	52,479,000	767,836,000
REVENUE BY TYPE				
	INTERGOVERNMENTAL RECEIPTS	142,735,000	-	142,735,000
	USE OF MONEY AND PROPERTY	114,179,000	-	114,179,000
	LICENSES, PERMITS AND FEES	17,357,000	-	17,357,000
	SALE OF SERVICES & COMMODITIES	300,234,000	52,479,000	352,713,000
	OTHER RECEIPTS	140,852,000	-	140,852,000
	TOTAL REVENUE BY TYPE	715,357,000	52,479,000	767,836,000
PRIVATE PURPOSE TRUST FUNDS				
	LA EDUCATION TUITION AND SAVINGS FUND	7,271,000	-	7,271,000
	SUBTOTAL 27	7,271,000	-	7,271,000
REVENUE BY TYPE				
	USE OF MONEY AND PROPERTY	7,271,000	-	7,271,000
	TOTAL REVENUE BY TYPE	7,271,000	-	7,271,000
PENSION AND INVESTMENT TRUST FUNDS				
	LA. SCHOOL EMPLOYEES' RETIREMENT SYSTEM	(14,860,000)	14,568,000	(292,000)
	LA. STATE EMPLOYEES RETIREMENT SYSTEM	(45,885,000)	128,858,000	82,973,000
	LA STATE POLICE RETIREMENT SYSTEM	19,435,000	1,694,000	21,129,000
	LA. TEACHERS RETIREMENT SYSTEM	(577,160,000)	304,071,000	(273,089,000)
	LOUISIANA ASSET MANAGEMENT POOL	1,551,835,000	1,487,000	1,553,322,000
	SUBTOTAL 28	933,365,000	450,678,000	1,384,043,000
REVENUE BY TYPE				
	USE OF MONEY AND PROPERTY	(1,377,414,000)	93,352,000	(1,284,062,000)
	OTHER RECEIPTS	2,310,779,000	357,326,000	2,668,105,000
	TOTAL REVENUE BY TYPE	933,365,000	450,678,000	1,384,043,000
	SUBTOTAL PROPRIETARY AND SIMILAR TRUST	1,709,838,000	510,083,000	2,219,921,000
	TOTAL REVENUES AND RECEIPTS	\$ 17,803,452,852	1,939,902,296	19,743,355,148
COMPONENT UNITS:				
	VARIOUS	3,814,126,000	303,953,000	4,118,079,000
	TOTAL COMPONENT UNITS	\$ 3,814,126,000	\$ 303,953,000	\$ 4,118,079,000



**STATE OF LOUISIANA
SUMMARY OF ALL EXPENDITURES BY ORGANIZATION
AND TYPE ENDING JUNE 30, 2002**

BUDGET UNITS	BUDGET UNIT NAME	EXPENDITURES
1	OFFICE OF THE GOVERNOR	\$ 351,399,093
2	LEGISLATIVE DEPARTMENT	44,375,061
3	JUDICIARY DEPARTMENT	116,516,243
4	ELECTED STATE OFFICIALS	168,693,972
5	DEPARTMENT OF ECONOMIC DEVELOPMENT	43,276,280
6	DEPARTMENT OF CULTURE, RECREATION AND TOURISM	59,744,601
7	DEPARTMENT OF TRANSPORTATION AND DEVELOPMENT	306,157,673
8	DEPARTMENT OF PUBLIC SAFETY AND CORRECTIONS	822,718,319
9	DEPARTMENT OF HEALTH AND HOSPITALS	5,549,560,926
10	DEPARTMENT OF SOCIAL SERVICES	1,154,861,085
11	DEPARTMENT OF NATURAL RESOURCES	68,679,568
12	DEPARTMENT OF REVENUE AND TAXATION	63,767,623
13	DEPARTMENT OF ENVIRONMENTAL QUALITY	100,622,757
14	DEPARTMENT OF EMPLOYMENT AND TRAINING	191,192,221
16	DEPARTMENT OF WILDLIFE AND FISHERIES	50,661,834
17	DEPARTMENT OF CIVIL SERVICE	10,301,636
18	RETIREMENT SYSTEMS	11,049,278
19	DEPARTMENT OF EDUCATION	3,478,803,272
20	OTHER APPROPRIATIONS	1,231,611,039
21	GROUP BENEFITS	714,308,534
22	RISK MANAGEMENT	157,469,361
23	DEBT SERVICE	304,966,000
24	CAPITAL OUTLAY	1,009,660,000
27	PERMANENT FUNDS	1,121,000
29	SPECIAL REVENUE	<u>309,046,000</u>
	TOTAL PRIMARY GOVERNMENT	<u>16,320,563,376</u>
25	INTERNAL SERVICE FUNDS	61,905,000
27	PRIVATE-PURPOSE TRUST FUNDS	271,000
28	PENSION AND INVESTMENT TRUST	1,631,903,000
29	INVESTMENT TRUST	1,154,750,000
31	ENTERPRISE FUNDS	<u>587,282,000</u>
	TOTAL PROPRIETARY AND SIMILAR TRUST FUNDS	<u>3,436,111,000</u>
	TOTAL FUNDS EXPENDED	<u>\$ 19,756,674,376</u>
	COMPONENT UNIT	<u>\$ 4,962,916,000</u>



**STATE OF LOUISIANA
REVISED BUDGET AND ACTUAL EXPENDITURES BY
ORGANIZATION AND PROGRAM
FISCAL YEAR 2001-02**

SCHEDULE NUMBER	BUDGET UNIT NAME	TOTAL EXPENDITURES	TOTAL ACCOUNTS PAYABLE	TOTAL EXPENDITURES & ACCTS PAYABLE	TOTAL CURRENT YEAR BUDGET	VARIANCE
01-100	OFFICE OF THE GOVERNOR EXECUTIVE OFFICE					
	Administrative	27,820,580	2,407,049	30,227,629	41,345,499	11,117,870
	La. Indigent Defenders Board	7,209,050	276,826	7,485,876	7,807,734	321,858
	Unallotted	-	-	-	161,596	161,596
		<u>35,029,630</u>	<u>2,683,875</u>	<u>37,713,505</u>	<u>49,314,829</u>	<u>11,601,324</u>
01-101	OFFICE OF INDIAN AFFAIRS Administrative	<u>1,462,422</u>	<u>427,728</u>	<u>1,890,150</u>	<u>10,798,126</u>	<u>8,907,976</u>
01-103	MENTAL HEALTH ADVOCACY SERVICE Administrative	<u>711,827</u>	<u>48,970</u>	<u>760,797</u>	<u>806,265</u>	<u>45,468</u>
01-105	LOUISIANA MANUFACTURED HOUSING Administrative	<u>182,646</u>	<u>7,716</u>	<u>190,362</u>	<u>196,875</u>	<u>6,513</u>
01-107	DIVISION OF ADMINISTRATION					
	Executive Administration	67,499,295	5,714,704	73,213,999	89,632,294	16,418,295
	Inspector General	920,752	5,508	926,260	1,005,757	79,497
	Community Development Block Grant	29,816,585	925,786	30,742,371	62,592,904	31,850,533
	Auxiliary Program	12,566,971	(44,130)	12,522,841	36,825,929	24,303,088
		<u>110,803,603</u>	<u>6,601,868</u>	<u>117,405,471</u>	<u>190,056,884</u>	<u>72,651,413</u>
01-108	PATIENT'S COMPENSATION Administrative	<u>1,315,828</u>	<u>78,089</u>	<u>1,393,917</u>	<u>1,711,864</u>	<u>317,947</u>
01-112	DEPARTMENT OF THE MILITARY					
	Military Affairs	13,866,181	898,813	14,764,994	32,600,511	17,835,517
	Emergency Preparedness	46,848,701	820,278	47,668,979	94,531,726	46,862,747
	Education	11,378,932	213,997	11,592,929	20,216,512	8,623,583
	Auxiliary Account	(501,802)	(2,329)	(504,131)	120,000	624,131
		<u>71,592,012</u>	<u>1,930,759</u>	<u>73,522,771</u>	<u>147,468,749</u>	<u>73,945,978</u>
01-113	WORKFORCE COMMISSION OFFICE Administrative	<u>5,575,229</u>	<u>1,321,715</u>	<u>6,896,944</u>	<u>15,653,211</u>	<u>8,756,267</u>
01-114	OFFICE OF WOMEN SERVICES					
	Administrative	457,522	9,894	467,416	510,095	42,679
	Training Program	1,530,606	4,502	1,535,108	2,737,882	1,202,774
	Displaced Homemakers	650,477	239,892	890,369	1,615,181	724,812
	Family Violence	4,161,782	1,787,273	5,949,055	8,244,540	2,295,485
		<u>6,800,387</u>	<u>2,041,561</u>	<u>8,841,948</u>	<u>13,107,698</u>	<u>4,265,750</u>
01-126	BOARD OF TAX APPEALS Administrative	<u>226,250</u>	<u>7,144</u>	<u>233,394</u>	<u>263,373</u>	<u>29,979</u>
01-129	LA COMMISSION ON LAW ENFORCEMENT					
	Federal Programs	21,500,477	3,865,655	25,366,132	26,923,944	1,557,812
	State Programs	6,091,138	567,083	6,658,221	8,338,807	1,680,586
		<u>27,591,615</u>	<u>4,432,738</u>	<u>32,024,353</u>	<u>35,262,751</u>	<u>3,238,398</u>
01-130	DEPARTMENT OF VETERANS AFFAIRS					
	Administrative	923,490	20,709	944,199	1,087,324	143,125
	Claims	276,702	7,246	283,948	380,648	96,700
	St. Approved Agency Program	1,765,377	3,296	1,768,673	2,070,246	301,573
	Contact Assistance	113,996	53,170	167,166	178,017	10,851
		<u>3,079,565</u>	<u>84,421</u>	<u>3,163,986</u>	<u>3,716,235</u>	<u>552,249</u>
01-131	LOUISIANA WAR VETERANS HOME Administrative	<u>6,095,546</u>	<u>187,040</u>	<u>6,282,586</u>	<u>7,071,765</u>	<u>789,179</u>
01-132	NORTHEAST LA WAR VETERANS HOME Administrative	<u>5,078,213</u>	<u>175,699</u>	<u>5,253,912</u>	<u>5,714,384</u>	<u>460,472</u>
01-133	OFFICE OF ELDERLY AFFAIRS					
	Administrative	4,242,520	80,686	4,323,206	4,453,195	129,989
	Title III, V. USDA	26,726,853	450,083	27,176,936	27,953,177	776,241
	Action Match	404,750	-	404,750	407,312	2,562
	Parish Councils on Aging	1,703,431	-	1,703,431	1,711,117	7,686
	Seniors Centers	4,744,410	-	4,744,410	4,795,280	50,870
		<u>37,821,964</u>	<u>530,769</u>	<u>38,352,733</u>	<u>39,320,081</u>	<u>967,348</u>
01-254	LOUISIANA STATE RACING COMMISSION	<u>7,043,242</u>	<u>597,106</u>	<u>7,640,348</u>	<u>8,323,874</u>	<u>683,526</u>
01-255	OFFICE OF FINANCIAL INSTITUTIONS	<u>6,541,880</u>	<u>154,786</u>	<u>6,696,666</u>	<u>7,466,215</u>	<u>769,549</u>
01-259	LA STATE BOARD OF COSMETOLOGY	<u>840,579</u>	<u>39,828</u>	<u>880,407</u>	<u>1,493,557</u>	<u>613,150</u>
20-980	DOA-UNEMPLOYMENT INSURANCE PAYMENTS	<u>1,870,584</u>	<u>384,259</u>	<u>2,254,843</u>	<u>2,520,000</u>	<u>265,157</u>
01-000	OFFICE OF THE GOVERNOR	<u>329,663,022</u>	<u>21,736,071</u>	<u>351,399,093</u>	<u>540,266,736</u>	<u>188,867,643</u>
02-951	HOUSE OF REPRESENTATIVES Administrative	<u>11,388,792</u>	<u>-</u>	<u>11,388,792</u>	<u>22,133,142</u>	<u>10,744,350</u>

STATE OF LOUISIANA
 REVISED BUDGET AND ACTUAL EXPENDITURES BY
 ORGANIZATION AND PROGRAM
 FISCAL YEAR 2001-02

SCHEDULE NUMBER	BUDGET UNIT NAME	TOTAL EXPENDITURES	TOTAL ACCOUNTS PAYABLE	TOTAL EXPENDITURES & ACCTS PAYABLE	TOTAL CURRENT YEAR BUDGET	VARIANCE
02-962	LOUISIANA LAW INSTITUTE Administrative	682,641	23,235	705,876	815,468	109,592
02-950	SPECIAL LEGISLATIVE ACTS Administrative	-	78,312	78,312		(78,312)
02-952	SENATE Administrative	11,024,196	211,533	11,235,729	13,640,697	2,404,968
02-954	LEGISLATIVE AUDITOR Administrative	12,743,283	317,646	13,060,929	14,005,016	944,087
02-955	LEGISLATIVE FISCAL OFFICE Administrative	1,519,485	13,575	1,533,060	1,593,501	60,441
02-960	LEGISLATIVE BUDGETARY CONTROL COUNCIL Administrative	6,200,539	171,824	6,372,363	6,346,225	(26,138)
02-000	LEGISLATIVE DEPARTMENT	43,558,936	816,125	44,375,061	58,534,049	14,158,988
	JUDICIARY					
03-170	SUPREME COURT	71,033,581	3,246,160	74,279,741		(74,279,741)
03-171	COURTS OF APPEAL	23,060,484	309,842	23,370,326		(23,370,326)
03-906	DISTRICT ATTORNEYS & ASSISTANTS	18,531,203	334,973	18,866,176	18,908,187	42,011
03-949	SPECIAL ACTS JUDICIARY	-	-	-	107,117,028	107,117,028
03-000	JUDICIARY	112,625,268	3,890,975	116,516,243	126,025,215	9,508,972
	ELECTED OFFICIALS					
04-139	SECRETARY OF STATE Administrative Elections Archives and Records Museum/Other Operations Commercial	2,967,255 891,642 2,045,565 1,631,576 2,455,996	125,444 327,431 88,845 65,957 139,938	3,092,699 1,219,073 2,134,410 1,697,533 2,595,934	3,370,303 1,614,953 2,493,454 1,845,058 2,934,916	277,604 395,880 359,044 147,525 338,982
04-141	OFFICE OF THE ATTORNEY GENERAL Administrative Civil Law Criminal Law and Medicaid Fraud Gaming Risk Litigation Unallotted	2,734,418 6,807,392 4,394,241 10,125,211 3,565,095 -	76,364 229,648 163,296 99,723 258,552 -	2,810,782 7,037,040 4,557,537 10,224,934 3,823,647 -	3,467,602 11,186,139 5,040,611 11,069,118 4,852,078 82,374	656,820 4,149,099 483,074 844,184 1,028,431 82,374
04-144	COMMISSIONER OF ELECTIONS Administrative Voter Registration Elections Management and Finance Information Technology	1,302,926 4,922,043 12,015,348 849,763 2,263,447	45,096 106,618 131,099 25,797 54,066	1,348,022 5,028,661 12,146,447 875,560 2,317,513	1,566,407 5,404,367 15,202,903 990,462 3,034,251	218,385 375,706 3,056,456 114,902 716,738
04-146	LIEUTENANT GOVERNOR Administrative Grants	1,158,717 2,145,976	187,572 291,858	1,346,289 2,437,834	2,495,895 3,943,388	1,149,606 1,505,554
04-147	STATE TREASURER Department of Treasury- Seed Administrative Financial Accountability and Control Debt Management Investment Management	(1,080) 1,998,821 1,744,547 714,563 798,811	- 134,283 957,038 29,538 31,303	(1,080) 2,133,104 2,701,585 744,101 830,114	1,000,000 6,236,924 2,857,710 2,124,823 1,357,647	1,001,080 4,103,820 156,125 1,380,722 527,533
04-158	PUBLIC SERVICE COMMISSION Administrative Support Services Motor Carrier Regulation District Offices	1,900,424 1,266,153 1,071,981 1,674,527	85,879 42,121 29,230 42,145	1,986,303 1,308,274 1,101,211 1,716,672	2,266,896 1,759,470 1,215,763 1,884,383	280,593 451,196 114,552 167,711
04-160	DEPARTMENT OF AGRICULTURE AND FORESTRY Office of Management and Finance Office of Marketing Office of Agriculture and Environmental Sciences Office of Animal Health Services Office of Agro-Consumer Services Office of Forestry Office of Soil and Water Conservation Auxiliary Program	14,211,148 3,099,026 20,472,322 8,471,284 3,710,167 16,473,645 2,363,887 1,841,037	(70,763) 197,689 1,684,594 184,423 89,559 496,483 16,169 47,252	14,140,385 3,296,715 22,156,916 8,655,707 3,799,726 16,970,128 2,380,056 1,888,289	16,007,930 3,701,129 50,922,387 9,411,220 4,072,141 17,824,290 2,558,544 4,164,491	1,867,545 404,414 28,765,471 755,513 272,415 854,162 178,488 2,276,202
04-165	COMMISSIONER OF INSURANCE	70,642,516	2,645,406	73,287,922	108,662,132	35,374,210

STATE OF LOUISIANA
 REVISED BUDGET AND ACTUAL EXPENDITURES BY
 ORGANIZATION AND PROGRAM
 FISCAL YEAR 2001-02

SCHEDULE NUMBER	BUDGET UNIT NAME	TOTAL EXPENDITURES	TOTAL ACCOUNTS PAYABLE	TOTAL EXPENDITURES & ACCTS PAYABLE	TOTAL CURRENT YEAR BUDGET	VARIANCE
	Administration/Fiscal	3,079,147	171,705	3,250,852	3,646,107	395,255
	Market Compliance	14,465,847	475,152	14,940,999	17,066,831	2,125,832
		17,544,994	646,857	18,191,851	20,712,938	2,521,087
04-000	ELECTED OFFICIALS	161,632,868	7,061,104	168,693,972	230,672,965	61,978,993
05-251	ECONOMIC DEVELOPMENT OFFICE OF THE SECRETARY Executive and Administrative	3,267,745	478,519	3,746,264	4,335,686	589,422
05-252	OFFICE OF BUSINESS DEVELOPMENT Business Services	24,419,634	2,876,838	27,296,472	41,236,148	13,939,676
	Cluster Services	1,778,717	(19,659)	1,759,058	2,417,189	658,131
	Resource Services	10,386,309	88,177	10,474,486	40,181,096	29,706,610
		36,584,660	2,945,356	39,530,016	83,834,433	44,304,417
05-000	ECONOMIC DEVELOPMENT	39,852,405	3,423,875	43,276,280	88,170,119	44,893,839
06-261	CULTURE, RECREATION, AND TOURISM OFFICE OF THE SECRETARY Administration	1,785,991	811,915	2,597,906	5,642,763	3,044,857
	Management and Finance	1,710,636	(98,834)	1,611,802	1,818,089	206,287
		3,496,627	713,081	4,209,708	7,460,852	3,251,144
06-262	OFFICE OF STATE LIBRARY Library Services	7,568,065	626,780	8,194,845	9,706,574	1,511,729
06-263	OFFICE OF STATE MUSEUM Museum	3,751,566	420,418	4,171,984	4,473,444	301,460
	Auxiliary Programs	8,366	(14,445)	(6,079)	151,000	157,079
		3,759,932	405,973	4,165,905	4,624,444	458,539
06-264	OFFICE OF STATE PARKS Parks and Recreation	15,486,607	1,306,337	16,792,944	19,250,472	2,457,528
	Unallotted	-	-	-	2,693	2,693
		15,486,607	1,306,337	16,792,944	19,253,165	2,460,221
06-265	OFFICE OF CULTURAL DEVELOPMENT Cultural Development	1,942,481	395,623	2,338,104	2,525,600	187,496
	Arts Program	5,268,474	570,793	5,839,267	6,266,434	427,167
		7,210,955	966,416	8,177,371	8,792,034	614,663
06-267	OFFICE OF TOURISM Administration	709,030	28,620	737,650	884,645	146,995
	Marketing	11,642,330	2,899,420	14,541,750	15,107,857	566,107
	Welcome Centers	1,620,727	99,108	1,719,835	1,840,726	120,891
	Consumer Information Services	1,111,978	92,614	1,204,592	1,396,299	191,707
		15,084,065	3,119,762	18,203,827	19,229,527	1,025,700
06-000	CULTURE, RECREATION, AND TOURISM	52,606,251	7,138,349	59,744,600	69,066,596	9,321,996
07-273	TRANSPORTATION AND DEVELOPMENT ADMINISTRATION Office of the Secretary	1,809,222	47,791	1,857,013	1,939,838	82,825
	Office of Management and Finance	19,060,608	188,547	19,249,155	23,352,020	4,102,865
	Unallotted	-	-	-	22,710	22,710
		20,869,830	236,338	21,106,168	25,314,568	4,208,400
07-275	PUBLIC WORKS AND INTERMODAL TRANSPORT La. Offshore Terminal Authority	139,568	1,164	140,732	154,443	13,711
	Water Resources	4,057,575	39,551	4,097,126	4,382,545	285,419
	Aviation	2,471,473	263,250	2,734,723	2,847,006	112,283
	Public Transportation	6,334,673	695,585	7,030,258	13,554,255	6,523,997
		13,003,289	999,550	14,002,839	20,938,249	6,935,410
07-276	OFFICE OF ENGINEERING AND OPERATIONS Highways	64,536,460	2,109,978	66,646,438	78,168,633	11,522,195
	Bridge Trust	15,780,987	377,898	16,158,885	22,297,091	6,138,206
	Planning and Programming	9,597,830	785,793	10,383,623	17,469,615	7,085,992
	District Operations	167,920,238	9,939,482	177,859,720	223,472,058	45,612,338
	Unallotted	-	-	-	1,464,010	1,464,010
		257,835,515	13,213,151	271,048,666	342,871,407	71,822,741
07-000	TRANSPORTATION AND DEVELOPMENT	291,708,634	14,449,039	306,157,673	389,124,224	82,966,551
08-400	PUBLIC SAFETY AND CORRECTIONS CORRECTIONS CORRECTIONS - ADMINISTRATION Office of the Secretary	3,001,516	271,719	3,273,235	6,533,818	3,260,583
	Office of Management and Finance	16,513,005	1,942,414	18,455,419	26,195,314	7,739,895
	Adult Services	1,412,770	312,785	1,725,555	2,864,797	1,139,242
	Pardon Board	197,171	2,582	199,753	318,331	118,578
	Parole Board	504,644	12,299	516,943	629,343	112,400
		21,629,106	2,541,799	24,170,905	36,541,603	12,370,698
08-401	C. PAUL PHELPS CORRECTIONAL CENTER					

**STATE OF LOUISIANA
REVISED BUDGET AND ACTUAL EXPENDITURES BY
ORGANIZATION AND PROGRAM
FISCAL YEAR 2001-02**

SCHEDULE NUMBER	BUDGET UNIT NAME	TOTAL EXPENDITURES	TOTAL ACCOUNTS PAYABLE	TOTAL EXPENDITURES & ACCTS PAYABLE	TOTAL CURRENT YEAR BUDGET	VARIANCE
	Administration	1,369,525	89,195	1,458,720	1,550,954	92,234
	Incarceration	10,891,439	292,659	11,184,098	11,963,260	779,162
	Rehabilitation	90,319	11,043	101,362	111,187	9,825
	Health Service	1,173,705	53,647	1,227,352	1,303,892	76,540
	Auxiliary Program	504,404	40,063	544,467	650,000	105,533
		<u>14,029,392</u>	<u>486,607</u>	<u>14,515,999</u>	<u>15,579,293</u>	<u>1,063,294</u>
08-402	LOUISIANA STATE PENITENTIARY					
	Administration	7,809,468	316,202	8,125,670	8,854,883	729,213
	Incarceration	60,230,657	1,902,571	62,133,228	67,144,142	5,010,914
	Rehabilitation	528,636	23,926	552,562	656,393	103,831
	Health Service	10,909,774	584,033	11,493,807	12,638,803	1,144,996
	Auxiliary Program	2,918,944	214,495	3,133,439	3,500,000	366,561
		<u>82,397,479</u>	<u>3,041,227</u>	<u>85,438,706</u>	<u>92,794,221</u>	<u>7,355,515</u>
08-403	OFFICE OF YOUTH DEVELOPMENT					
	Administration	10,724,451	2,737,370	13,461,821	14,643,761	1,181,940
	Swanson Correctional Center for Youth	31,340,443	773,194	32,113,637	34,399,060	2,285,423
	Jetson Correctional Center for Youth	20,829,675	615,372	21,445,047	22,566,724	1,121,677
	LTI - Bridge City	7,366,578	294,384	7,660,962	8,537,798	876,836
	Field Services	12,821,192	294,795	13,115,987	13,806,455	690,468
	Contract Services	21,461,817	2,070,190	23,532,007	25,012,805	1,480,798
	Unallotted	-	-	-	5,549	5,549
		<u>104,544,156</u>	<u>6,785,305</u>	<u>111,329,461</u>	<u>118,972,152</u>	<u>7,642,691</u>
08-405	AVOYELLES CORRECTIONAL FACILITY					
	Administration	1,667,098	79,408	1,746,506	1,873,888	127,382
	Incarceration	12,107,836	430,563	12,538,399	13,378,203	839,804
	Rehabilitation	165,648	4,036	169,684	184,177	14,493
	Health Service	1,603,178	95,363	1,698,541	1,830,842	132,301
	Auxiliary Program	769,242	60,620	829,862	950,000	120,138
		<u>16,313,002</u>	<u>669,990</u>	<u>16,982,992</u>	<u>18,217,110</u>	<u>1,234,118</u>
08-406	LA CORRECTIONAL INSTITUTE FOR WOMEN					
	Administration	1,460,740	55,637	1,516,377	1,582,903	66,526
	Incarceration	9,209,227	256,253	9,465,480	9,875,347	409,867
	Rehabilitation	208,824	8,719	217,543	231,551	14,008
	Health Service	2,370,028	181,953	2,551,981	2,682,088	130,107
	Auxiliary Program	550,311	40,107	590,418	1,100,000	509,582
		<u>13,799,130</u>	<u>542,669</u>	<u>14,341,799</u>	<u>15,471,889</u>	<u>1,130,090</u>
08-407	WINN CORRECTIONAL CENTER					
	Administration	70,003	3,275	73,278	92,666	19,388
	Purchase of Correctional Services	12,659,632	2,500,159	15,159,791	15,380,605	220,814
		<u>12,729,635</u>	<u>2,503,434</u>	<u>15,233,069</u>	<u>15,473,271</u>	<u>240,202</u>
08-408	ALLEN CORRECTIONAL CENTER					
	Administration	107,493	3,765	111,258	122,889	11,631
	Purchase of Correctional Services	12,645,111	2,527,761	15,172,872	15,269,870	96,998
		<u>12,752,604</u>	<u>2,531,526</u>	<u>15,284,130</u>	<u>15,392,759</u>	<u>108,629</u>
08-409	DIXON CORRECTIONAL INSTITUTE					
	Administration	1,915,639	73,495	1,989,134	2,146,806	157,672
	Incarceration	18,004,575	543,008	18,547,583	20,118,434	1,570,851
	Rehabilitation	226,073	10,714	236,787	266,887	30,100
	Health Service	1,992,991	72,919	2,065,910	2,237,314	171,404
	Auxiliary Program	730,996	62,295	793,291	1,600,000	806,709
		<u>22,870,274</u>	<u>762,431</u>	<u>23,632,705</u>	<u>26,369,441</u>	<u>2,736,736</u>
08-412	WORK TRAINING FACILITY-NORTH					
	Administration	713,992	20,481	734,473	809,143	74,670
	Incarceration	4,687,627	119,085	4,806,712	5,144,144	337,432
	Health Service	462,573	19,276	481,849	525,937	44,088
	Auxiliary Program	308,460	3,645	312,105	350,000	37,895
		<u>6,172,652</u>	<u>162,487</u>	<u>6,335,139</u>	<u>6,829,224</u>	<u>494,085</u>
08-413	ELAYN HUNT CORRECTIONAL CENTER					
	Administration	3,229,047	189,364	3,418,411	3,555,573	137,162
	Incarceration	20,584,200	752,491	21,336,691	22,628,411	1,291,720
	Rehabilitation	252,561	6,456	259,017	282,847	23,830
	Health Service	4,675,782	183,234	4,859,016	5,224,643	365,627
	Diagnostic	4,269,058	111,458	4,380,516	4,630,111	249,595
	Auxiliary Program	861,380	40,165	901,545	1,800,000	898,455
	Unallotted	-	-	-	5,025	5,025
		<u>33,872,028</u>	<u>1,283,168</u>	<u>35,155,196</u>	<u>38,126,610</u>	<u>2,971,414</u>
08-414	WADE CORRECTIONAL CENTER					
	Administration	2,426,307	108,098	2,534,405	2,675,042	140,637
	Incarceration	19,332,057	442,193	19,774,250	20,561,029	786,779
	Rehabilitation	185,633	4,284	189,917	213,400	23,483
	Health Service	3,041,420	137,850	3,179,270	3,360,979	181,709
	Auxiliary Program	843,290	15,422	858,712	1,500,000	641,288
		<u>25,828,707</u>	<u>707,847</u>	<u>26,536,554</u>	<u>28,310,450</u>	<u>1,773,896</u>
08-415	ADULT PROBATION AND PAROLE					
	Administration and Support	2,361,366	40,487	2,401,853	2,574,358	172,505
	Field Services	35,327,934	2,048,441	37,376,375	40,463,146	3,086,771
		<u>37,689,300</u>	<u>2,088,928</u>	<u>39,778,228</u>	<u>43,037,504</u>	<u>3,259,276</u>
08-416	WASHINGTON CORRECTIONAL FACILITY					
	Administration	1,598,484	61,481	1,659,965	1,802,863	142,898

**STATE OF LOUISIANA
REVISED BUDGET AND ACTUAL EXPENDITURES BY
ORGANIZATION AND PROGRAM
FISCAL YEAR 2001-02**

SCHEDULE NUMBER	BUDGET UNIT NAME	TOTAL EXPENDITURES	TOTAL ACCOUNTS PAYABLE	TOTAL EXPENDITURES & ACCTS PAYABLE	TOTAL CURRENT YEAR BUDGET	VARIANCE
	Incarceration	13,016,939	378,488	13,395,427	14,417,866	1,022,439
	Rehabilitation	180,961	4,405	185,366	202,677	17,311
	Health Service	1,840,203	51,571	1,891,774	2,056,738	164,964
	Auxiliary Program	721,379	14,594	735,973	900,000	164,027
		<u>17,357,966</u>	<u>510,539</u>	<u>17,868,505</u>	<u>19,380,144</u>	<u>1,511,639</u>
08-450	ADULT COMMUNITY BASED REHAB. PROGRAMS	2,592,047	236,812	2,828,859	2,989,246	160,387
08-451	SHERIFFS' HOUSING OF STATE INMATES	132,769,723	12,265,334	145,035,057	144,999,245	(35,812)
	TOTAL CORRECTIONS	<u>557,347,201</u>	<u>37,120,103</u>	<u>594,467,304</u>	<u>638,484,162</u>	<u>44,016,858</u>
08-418	PUBLIC SAFETY MANAGEMENT AND FINANCE Management and Finance Unallotted	24,713,625 -	2,001,273 -	26,714,898 -	31,560,727 41,060	4,845,829 41,060
		<u>24,713,625</u>	<u>2,001,273</u>	<u>26,714,898</u>	<u>31,601,787</u>	<u>4,886,889</u>
08-419	OFFICE OF STATE POLICE Traffic Enforcement Program Criminal Investigation Program Operational Support Program Gaming Enforcement Program Auxiliary Program Unallotted	49,980,763 9,642,607 39,086,722 13,792,975 3,254,461 -	1,858,274 331,659 879,558 1,038,108 80,901 -	51,839,037 9,974,266 39,966,280 14,831,083 3,335,362 -	57,151,287 11,850,649 45,016,277 20,412,835 3,637,882 363,207	5,312,250 1,876,383 5,049,997 5,581,752 302,520 363,207
		<u>115,757,528</u>	<u>4,188,500</u>	<u>119,946,028</u>	<u>138,432,137</u>	<u>18,486,109</u>
08-420	OFFICE OF MOTOR VEHICLE Licensing Program Unallotted	34,377,141 -	4,097,408 -	38,474,549 -	48,727,088 202,993	10,252,539 202,993
		<u>34,377,141</u>	<u>4,097,408</u>	<u>38,474,549</u>	<u>48,930,081</u>	<u>10,455,532</u>
08-421	OFFICE OF LEGAL AFFAIRS Legal Affairs	2,103,754	18,549	2,122,303	2,266,031	143,728
08-422	OFFICE OF STATE FIRE MARSHALL Fire Prevention Program Unallotted	8,127,411 -	393,464 -	8,520,875 -	10,936,876 20,530	2,416,001 20,530
		<u>8,127,411</u>	<u>393,464</u>	<u>8,520,875</u>	<u>10,957,406</u>	<u>2,436,531</u>
08-423	LOUISIANA GAMING CONTROL BOARD Administrative Program Unallotted	697,579 -	20,788 -	718,367 -	1,204,878 20,530	486,511 20,530
		<u>697,579</u>	<u>20,788</u>	<u>718,367</u>	<u>1,225,408</u>	<u>507,041</u>
08-424	LIQUEFIED PETROLEUM GAS COMMISSION Administrative Program	415,689	12,002	427,691	580,133	152,442
08-425	LA HIGHWAY SAFETY COMMISSION Administrative	2,969,189	1,637,511	4,606,700	18,999,050	14,392,350
20-928	SHERIFF'S SUPPLEMENTAL PAY Deputy Sheriffs' Supplemental Pay	26,445,869	273,735	26,719,604	26,725,000	5,396
	TOTAL PUBLIC SAFETY	<u>215,607,785</u>	<u>12,643,230</u>	<u>228,251,015</u>	<u>279,717,033</u>	<u>51,466,018</u>
08-000	PUBLIC SAFETY AND CORRECTIONS	<u>772,954,986</u>	<u>49,763,333</u>	<u>822,718,319</u>	<u>918,201,195</u>	<u>95,482,876</u>
09-303	DEPARTMENT OF HEALTH AND HOSPITALS DEVELOPMENTAL DISABILITIES COUNCIL	1,471,502	209,300	1,680,802	1,741,332	60,530
09-305	MEDICAL VENDOR ADMINISTRATION Medical Vendor Administration Unallotted	(10,171,937) -	15,621,424 -	5,449,487 -	144,439,184 12,036	138,989,697 12,036
		<u>(10,171,937)</u>	<u>15,621,424</u>	<u>5,449,487</u>	<u>144,451,220</u>	<u>139,001,733</u>
09-306	MEDICAL VENDOR PAYMENTS Payments to Private Providers Payments to Public Providers Medicare Buy-Ins and Supplements Uncompensated Care Costs IGT Payment Program Unallotted	2,448,989,665 392,603,101 92,138,285 833,184,211 721,368,280 -	343,829,253 6,706,616 869,695 4,303,382 4,351,716 1,731,606	2,792,818,918 399,309,717 93,007,980 837,487,593 725,719,996 1,731,606	2,792,818,918 399,309,717 93,116,338 837,487,593 726,482,393 2,905,423	- - 108,358 - 762,397 1,173,817
		<u>4,488,283,542</u>	<u>361,792,268</u>	<u>4,850,075,810</u>	<u>4,852,120,382</u>	<u>2,044,572</u>
09-307	OFFICE OF THE SECRETARY Management and Finance Auxiliary Program Grants Program	3,553,466 245,367 746,290	944,550 8,225 263,448	4,498,016 253,592 1,009,738	31,471,127 259,743 9,439,190	26,973,111 6,151 8,429,452
		<u>4,545,123</u>	<u>1,216,223</u>	<u>5,761,346</u>	<u>41,170,060</u>	<u>35,408,714</u>
09-311	NEW ORLEANS HOME AND REHABILITATION CTR Administration and Support Patient Services Auxiliary Program	986,617 4,491,843 (15,624)	68,880 172,111 (4,109)	1,055,497 4,663,954 (19,733)	1,319,797 5,695,102 2,000	264,300 1,031,148 21,733
		<u>5,462,836</u>	<u>236,882</u>	<u>5,699,718</u>	<u>7,016,899</u>	<u>1,317,181</u>
09-319	VILLA FELICIANA HOSPITAL					

STATE OF LOUISIANA
 REVISED BUDGET AND ACTUAL EXPENDITURES BY
 ORGANIZATION AND PROGRAM
 FISCAL YEAR 2001-02

SCHEDULE NUMBER	BUDGET UNIT NAME	TOTAL EXPENDITURES	TOTAL ACCOUNTS PAYABLE	TOTAL EXPENDITURES & ACCTS PAYABLE	TOTAL CURRENT YEAR BUDGET	VARIANCE
	Administration and Support	4,369,708	165,937	4,535,645	5,250,245	714,600
	Patient Services	8,343,029	313,960	8,656,989	11,403,374	2,746,385
	Auxiliary Program	5,414	(237)	5,177	50,000	44,823
		<u>12,718,151</u>	<u>479,660</u>	<u>13,197,811</u>	<u>16,703,619</u>	<u>3,505,808</u>
09-326	OFFICE OF PUBLIC HEALTH					
	Vital Records and Statistics	9,053,754	(6,153,432)	2,900,322	3,187,727	287,405
	Personal Health Services	182,977,765	14,364,188	197,341,953	214,062,903	16,720,950
	Environmental Health Services	19,711,571	736,329	20,447,900	24,141,104	3,693,204
	Unallotted	-	-	-	1,846,711	1,846,711
		<u>211,743,090</u>	<u>8,947,085</u>	<u>220,690,175</u>	<u>243,238,445</u>	<u>22,548,270</u>
09-330	OFFICE OF MENTAL HEALTH					
	Administration and Support	2,244,026	(97,560)	2,146,466	4,451,459	2,304,993
	Community Based Programs	3,625,641	1,086,768	4,712,409	8,533,227	3,820,818
		<u>5,869,667</u>	<u>989,208</u>	<u>6,858,875</u>	<u>12,984,686</u>	<u>6,125,811</u>
09-331	CENTRAL LA. STATE HOSPITAL					
	Administration and Support	6,295,913	224,770	6,520,683	7,133,938	613,255
	Patient Care	32,878,922	1,122,642	34,001,564	37,046,629	3,045,065
	Unallotted	-	-	-	79,587	79,587
		<u>39,174,835</u>	<u>1,347,412</u>	<u>40,522,247</u>	<u>44,260,154</u>	<u>3,737,907</u>
09-332	EASTERN LOUISIANA MENTAL HEALTH SYSTEM					
	Administration and Support	11,700,478	341,781	12,042,259	13,055,916	1,013,657
	Patient Care - Forensic Division	68,244,364	3,626,294	71,870,658	78,025,900	6,155,242
	Auxiliary Program	62,528	(31,276)	31,252	75,000	43,748
	Unallotted	-	-	-	49,778	49,778
		<u>80,007,370</u>	<u>3,936,799</u>	<u>83,944,169</u>	<u>91,206,594</u>	<u>7,262,425</u>
09-333	SOUTHEAST LOUISIANA HOSPITAL					
	Administration and Support	8,394,701	(321,329)	8,073,372	9,981,724	1,908,352
	Auxiliary Program	(3,463,075)	(8,456)	(3,471,531)	10,000	3,481,531
	Patient Care	64,897,177	5,211,763	70,108,940	70,318,781	209,841
	Unallotted	-	-	-	96,080	96,080
		<u>69,828,803</u>	<u>4,881,978</u>	<u>74,710,781</u>	<u>80,406,585</u>	<u>5,695,804</u>
09-340	CITIZENS WITH DEVELOPMENT DISABILITIES					
	Administration	1,615,449	28,756	1,644,205	1,662,066	17,861
	Community Based Programs	28,357,100	2,657,751	31,014,851	32,726,737	1,711,886
		<u>29,972,549</u>	<u>2,686,507</u>	<u>32,659,056</u>	<u>34,388,803</u>	<u>1,729,747</u>
09-341	PELTER-LAWLESS DEVELOPMENT CENTER					
	Administration and Support	731,297	24,888	756,185	952,750	196,565
	Patient Care	3,159,900	91,771	3,251,671	3,493,815	242,144
	Community Support	535,365	36,651	572,016	824,247	252,231
	Auxiliary Program	-	-	-	5,000	5,000
		<u>4,426,562</u>	<u>153,310</u>	<u>4,579,872</u>	<u>5,275,812</u>	<u>695,940</u>
09-342	METROPOLITAN DEVELOPMENT CENTER					
	Administration and Support	4,927,642	137,279	5,064,921	5,571,030	506,109
	Patient Care	16,207,122	436,606	16,643,728	18,110,643	1,466,915
	Auxiliary Program	84,260	14,207	98,467	210,000	111,533
	Unallotted	-	-	-	39,935	39,935
		<u>21,219,024</u>	<u>588,092</u>	<u>21,807,116</u>	<u>23,931,608</u>	<u>2,124,492</u>
09-343	COLUMBIA DEVELOPMENT CENTER					
	Administration and Support	557,757	1,938	559,695	635,901	76,206
	Patient Care	1,519,008	8,399	1,527,407	1,702,533	175,126
	Community Support	1,005,218	(529)	1,004,689	1,124,875	120,186
	Auxiliary Program	106,617	(5,876)	100,741	125,000	24,259
	Unallotted	-	-	-	9,130	9,130
		<u>3,188,600</u>	<u>3,932</u>	<u>3,192,532</u>	<u>3,597,439</u>	<u>404,907</u>
09-344	HAMMOND DEVELOPMENT CENTER					
	Administration and Support	5,951,335	562,257	6,513,592	7,403,877	890,285
	Unallotted	(3,082,395)	(51,791)	(3,134,186)	38,661	3,172,847
	Patient Care	26,290,771	434,840	26,725,611	26,889,319	163,708
		<u>29,159,711</u>	<u>945,306</u>	<u>30,105,017</u>	<u>34,331,857</u>	<u>4,226,840</u>
09-346	NORTHWEST DEVELOPMENT CENTER					
	Administration and Support	3,153,246	90,104	3,243,350	3,425,592	182,242
	Patient Care	10,533,248	298,607	10,831,855	11,436,940	605,085
	Auxiliary Program	11,836	-	11,836	20,000	8,164
	Unallotted	-	-	-	24,726	24,726
		<u>13,698,330</u>	<u>388,711</u>	<u>14,087,041</u>	<u>14,907,258</u>	<u>820,217</u>
09-347	PINECREST DEVELOPMENT CENTER					
	Administration and Support	13,431,508	854,570	14,286,078	15,457,746	1,171,668
	Patient Care	54,975,567	1,716,189	56,691,756	61,273,539	4,581,783
	Community Support	1,131,281	378,309	1,509,590	1,595,296	85,706
	Auxiliary Program	216,117	(32,576)	183,541	234,000	50,459
	Unallotted	-	-	-	108,618	108,618
		<u>69,754,473</u>	<u>2,916,492</u>	<u>72,670,965</u>	<u>78,669,199</u>	<u>5,998,234</u>
09-348	RUSTON DEVELOPMENT CENTER					
	Administration and Support	1,679,477	61,240	1,740,717	1,932,661	191,944
	Patient Care	5,155,400	164,184	5,319,584	5,676,740	357,156
	Auxiliary Program	35,557	(34,364)	1,193	75,000	73,807
		<u>6,870,434</u>	<u>191,060</u>	<u>7,061,494</u>	<u>7,684,401</u>	<u>622,907</u>
09-349	SOUTHWEST DEVELOPMENT CENTER					
	Administration and Support	1,906,012	334,289	2,240,301	2,587,804	347,503
	Patient Care	5,520,238	(33,728)	5,486,510	6,518,108	1,031,598

**STATE OF LOUISIANA
REVISED BUDGET AND ACTUAL EXPENDITURES BY
ORGANIZATION AND PROGRAM
FISCAL YEAR 2001-02**

SCHEDULE NUMBER	BUDGET UNIT NAME	TOTAL EXPENDITURES	TOTAL ACCOUNTS PAYABLE	TOTAL EXPENDITURES & ACCTS PAYABLE	TOTAL CURRENT YEAR BUDGET	VARIANCE
	Community Support	888,854	26,119	914,973	1,121,456	206,483
	Auxiliary Program	191,438	(4,768)	186,670	220,000	33,330
	Unallotted	-	-	-	68,924	68,924
09-351	OFFICE FOR ADDICTIVE DISORDERS	8,506,542	321,912	8,828,454	10,516,292	1,687,838
	Administration	1,838,737	43,904	1,882,641	2,000,210	117,569
	Prevention and Treatment Services	40,856,984	3,193,623	44,050,607	70,805,445	26,754,838
	Auxiliary Programs	44,477	433	44,910	144,500	99,590
		42,740,198	3,237,960	45,978,158	72,950,155	26,971,997
09-000	DEPARTMENT OF HEALTH AND HOSPITALS	5,138,469,405	411,091,521	5,549,560,926	5,821,552,800	271,991,874
10-355	DEPARTMENT OF SOCIAL SERVICES OFFICE OF FAMILY SUPPORT	25,238,998	1,246,790	26,485,788	48,720,891	22,235,103
	Executive and Administrative Support	108,401,226	3,489,417	111,890,643	193,899,684	82,009,041
	Client Services	678,755,552	52,976,807	731,732,359	418,184,772	(313,547,587)
	Client Payments	-	-	-	452,921	452,921
	Unallotted	-	-	-	-	-
		812,395,776	57,713,014	870,108,790	661,258,268	(208,850,522)
10-357	OFFICE OF THE SECRETARY Executive and Administrative Support	45,836,346	4,611,244	50,447,590	64,456,067	14,008,477
10-370	OFFICE OF COMMUNITY SERVICES	6,906,729	176,543	7,083,272	8,748,542	1,665,270
	Administration	170,299,179	3,400,997	173,700,176	209,096,498	35,396,322
	Child Welfare Services	2,525,336	356,451	2,881,787	4,909,853	2,028,066
	Community Based Services	179,731,244	3,933,991	183,665,235	222,754,893	39,089,658
10-374	REHABILITATION SERVICES	3,371,430	76,457	3,447,887	3,892,988	445,101
	Administration	43,009,158	844,027	43,853,185	61,875,352	18,022,167
	Vocational Rehabilitation Services	3,046,642	291,756	3,338,398	6,877,338	3,538,940
	Specialized Rehabilitation Services	49,427,230	1,212,240	50,639,470	72,645,678	22,006,208
10-000	DEPARTMENT OF SOCIAL SERVICES	1,087,390,596	67,470,489	1,154,861,085	1,021,114,906	(133,746,179)
11-431	DEPARTMENT OF NATURAL RESOURCES OFFICE OF THE SECRETARY	5,396,120	284,604	5,680,724	9,560,158	3,879,434
	Executive	8,160,815	235,744	8,396,559	12,611,576	4,215,017
	Management and Finance	2,415,011	187,573	2,602,584	8,939,347	6,336,763
	Technology Assessment	401,995	76,544	478,539	1,801,956	1,323,417
	Atchafalaya Basin Program	3,623,644	34,317	3,657,961	14,036,852	10,378,891
	Auxiliary Program	19,997,585	818,782	20,816,367	46,949,889	26,133,522
11-432	OFFICE OF CONSERVATION	6,368,059	118,595	6,486,654	10,383,941	3,897,287
	Oil and Gas Regulatory	3,383,298	209,441	3,592,739	4,524,989	932,250
	Public Safety	-	-	-	70,848	70,848
	Unallotted	-	-	-	-	-
		9,751,357	328,036	10,079,393	14,979,778	4,900,385
11-434	OFFICE OF MINERAL RESOURCES	5,475,068	506,927	5,981,995	9,386,505	3,404,510
	Mineral Resources Management	-	-	-	38,877	38,877
	Unallotted	-	-	-	-	-
		5,475,068	506,927	5,981,995	9,425,382	3,443,387
11-435	COASTAL RESTORATION AND MANAGEMENT	29,323,895	2,477,918	31,801,813	103,480,869	71,679,056
	Unallotted	-	-	-	92,255	92,255
		29,323,895	2,477,918	31,801,813	103,573,124	71,771,311
11-000	DEPARTMENT OF NATURAL RESOURCES	64,547,905	4,131,663	68,679,568	174,928,173	106,248,605
12-440	DEPARTMENT OF REVENUE AND TAXATION OFFICE OF REVENUE	53,448,514	3,273,126	56,721,640	69,128,232	12,406,592
	Tax Collection	3,462,028	315,403	3,777,431	1,090,587	(2,686,844)
	Alcohol and Tobacco Control	930,546	48,862	979,408	4,841,172	3,861,764
	Office of Charitable Gaming	57,841,088	3,637,391	61,478,479	75,059,991	13,581,512
12-441	LOUISIANA TAX COMMISSION	2,170,466	112,381	2,282,847	2,500,886	218,039
	Property Taxation Regulatory/Oversight	(1,704)	8,001	6,297	50,000	43,703
	SUPR & Asst to Local Assessors	2,168,762	120,382	2,289,144	2,550,886	261,742
12-000	DEPARTMENT OF REVENUE AND TAXATION	60,009,850	3,757,773	63,767,623	77,610,877	13,843,254
13-850	DEPARTMENT OF ENVIRONMENTAL QUALITY OFFICE OF THE SECRETARY	4,038,078	80,845	4,118,923	5,386,817	1,267,894
	Administrative	-	-	-	105,565	105,565
	Unallotted	-	-	-	-	-
		4,038,078	80,845	4,118,923	5,492,382	1,373,459
13-851	OFFICE OF ENVIRONMENTAL COMPLIANCE	14,546,416	534,376	15,080,792	17,067,343	1,986,551
	Environmental Compliance	-	-	-	359,206	359,206
	Unallotted	-	-	-	-	-

**STATE OF LOUISIANA
REVISED BUDGET AND ACTUAL EXPENDITURES BY
ORGANIZATION AND PROGRAM
FISCAL YEAR 2001-02**

SCHEDULE NUMBER	BUDGET UNIT NAME	TOTAL EXPENDITURES	TOTAL ACCOUNTS PAYABLE	TOTAL EXPENDITURES & ACCTS PAYABLE	TOTAL CURRENT YEAR BUDGET	VARIANCE
		14,546,416	534,376	15,080,792	17,426,549	2,345,757
13-852	OFFICE OF ENVIRONMENTAL SERVICES					
	Environmental Services	9,925,467	287,013	10,212,480	12,374,235	2,161,755
	Unallotted	-	-	-	249,138	249,138
		9,925,467	287,013	10,212,480	12,623,373	2,410,893
13-853	OFFICE OF ENVIRONMENTAL ASSESSMENT					
	Environmental Services	17,458,313	1,084,535	18,542,848	27,238,324	8,695,476
	Unallotted	-	-	-	347,902	347,902
		17,458,313	1,084,535	18,542,848	27,586,226	9,043,378
13-855	MANAGEMENT AND FINANCE					
	Support Services	50,005,448	2,662,266	52,667,714	63,050,947	10,383,233
	Unallotted	-	-	-	169,252	169,252
		50,005,448	2,662,266	52,667,714	63,220,199	10,552,485
13-000	DEPARTMENT OF ENVIRONMENTAL QUALITY	95,973,722	4,649,035	100,622,757	126,348,729	25,725,972
14-474	DEPARTMENT OF EMPLOYMENT AND TRAINING OFFICE OF WORKFORCE DEVELOPMENT					
	Administration	2,781,708	256,965	3,038,673	3,151,608	112,935
	Unemployment Benefits Program	11,758,560	(150,095)	11,608,465	13,012,393	1,403,928
	Job Training and Placement Program	88,123,710	18,951,809	107,075,519	235,853,665	128,778,146
	Community Based Services	11,988,570	337,413	12,325,983	12,325,983	-
	Worker Protection Program	943,762	38,863	982,625	1,109,328	126,703
	Management and Finance Program	8,176,426	(200,014)	7,976,412	10,162,947	2,186,535
	Occupational Information System Program	10,346,789	413,694	10,760,483	12,863,094	2,102,611
		134,119,525	19,648,635	153,768,160	288,479,018	134,710,858
14-475	OFFICE OF WORKERS COMPENSATION					
	Injured Worker's Benefit Protection Program	9,649,612	414,474	10,064,086	11,058,803	994,717
	Injured Worker Reemployment Program	27,545,454	(185,479)	27,359,975	30,179,826	2,819,851
		37,195,066	228,995	37,424,061	41,238,629	3,814,568
14-000	DEPARTMENT OF EMPLOYMENT AND TRAINING	171,314,591	19,877,630	191,192,221	329,717,647	138,525,426
16-511	DEPARTMENT OF WILDLIFE AND FISHERIES OFFICE OF MANAGEMENT AND FINANCE					
	Management and Finance	6,780,672	286,587	7,067,259	8,597,508	1,530,249
	Auxiliary	277,729	5,745	283,474	315,205	31,731
	Unallotted	-	-	-	9,655	9,655
		7,058,401	292,332	7,350,733	8,922,368	1,571,635
16-512	OFFICE OF THE SECRETARY					
	Administrative	411,110	11,643	422,753	579,309	156,556
	Enforcement	13,163,854	658,963	13,822,817	19,229,055	5,406,238
	Marketing	507,309	65,161	572,470	819,172	246,702
	Unallotted	-	-	-	28,962	28,962
		14,082,273	735,767	14,818,040	20,656,498	5,838,458
16-513	OFFICE OF WILDLIFE					
	Wildlife	14,808,376	1,042,729	15,851,105	24,138,674	8,287,569
	Unallotted	-	-	-	19,308	19,308
		14,808,376	1,042,729	15,851,105	24,157,982	8,306,877
16-514	OFFICE OF FISHERIES					
	Fisheries	11,894,905	747,051	12,641,956	17,505,759	4,863,803
	Unallotted	-	-	-	28,962	28,962
		11,894,905	747,051	12,641,956	17,534,721	4,892,765
16-000	DEPARTMENT OF WILDLIFE AND FISHERIES	47,843,955	2,817,879	50,661,834	71,271,569	20,609,735
17-560	DEPARTMENT OF CIVIL SERVICE OFFICE OF STATE CIVIL SERVICE					
	Administration	2,752,230	124,548	2,876,778	3,366,531	489,753
	Human Resources Management	2,951,508	97,421	3,048,929	3,476,393	427,464
		5,703,738	221,969	5,925,707	6,842,924	917,217
17-561	MUNICIPAL FIRE AND POLICE CIVIL SERVICE					
	Administration	857,980	92,965	950,945	1,046,812	95,867
17-562	ETHICS ADMINISTRATION					
	Administration	1,085,235	51,438	1,136,673	1,198,783	62,110
17-563	STATE POLICE COMMISSION					
	Administration	339,197	15,815	355,012	397,414	42,402
17-564	DIVISION OF ADMINISTRATIVE LAW					
	Administration	1,820,871	112,428	1,933,299	2,076,717	143,418
17-000	DEPARTMENT OF CIVIL SERVICE	9,807,021	494,615	10,301,636	11,562,650	1,261,014
18-585	RETIREMENT SYSTEMS ST. CONTR. LA STATE EMPLOYEES RETIREMENT State Aid	11,049,278	-	11,049,278	11,049,278	-

STATE OF LOUISIANA
 REVISED BUDGET AND ACTUAL EXPENDITURES BY
 ORGANIZATION AND PROGRAM
 FISCAL YEAR 2001-02

SCHEDULE NUMBER	BUDGET UNIT NAME	TOTAL EXPENDITURES	TOTAL ACCOUNTS PAYABLE	TOTAL EXPENDITURES & ACCTS PAYABLE	TOTAL CURRENT YEAR BUDGET	VARIANCE
18-000	RETIREMENT SYSTEMS	11,049,278	-	11,049,278	11,049,278	-
19-651	HIGHER EDUCATION LA SCHOOL FOR VISUALLY IMPAIRED					
	Administration/Support Services	1,096,840	39,312	1,136,152	1,225,257	89,105
	Instructional Services	2,495,357	323,768	2,819,125	3,170,386	351,261
	Residential Services	1,086,109	34,939	1,121,048	1,245,992	124,944
		4,678,306	398,019	5,076,325	5,641,635	565,310
19-653	LA SCHOOL FOR THE DEAF					
	Administration/Support Services	3,093,542	213,570	3,307,112	3,637,077	329,965
	Instructional Services	6,441,511	866,966	7,308,477	8,009,777	701,300
	Residential Services	2,783,154	111,699	2,894,853	3,182,195	287,342
	Auxiliary Program	4,048	(81)	3,967	15,000	11,033
		12,322,255	1,192,154	13,514,409	14,844,049	1,329,640
19-655	LA SPECIAL EDUCATION CENTER					
	Administration/Support Services	1,828,381	(73,764)	1,754,617	1,915,115	160,498
	Instructional Services	2,296,504	453,338	2,749,842	2,995,992	246,150
	Residential Services	2,858,986	201,645	3,060,631	3,377,983	317,352
		6,983,871	581,219	7,565,090	8,289,090	724,000
19-657	LA MATH, SCIENCE, AND ARTS					
	Administration/Support Services	1,008,338	22,158	1,030,496	1,239,085	208,589
	Instructional Services	3,199,863	33,853	3,233,716	3,571,190	337,474
	Residential Services	1,092,214	9,368	1,101,582	1,321,155	219,573
	Telelearning	834,463	25,243	859,706	940,003	80,297
		6,134,878	90,622	6,225,500	7,071,433	845,933
19-661	STUDENT FINANCIAL ASSISTANCE					
	Administration/Support Services	4,564,512	154,185	4,718,697	5,415,794	697,097
	Loan Operations	22,456,277	(422,500)	22,033,777	33,051,433	11,017,656
	Scholarships/Grants	2,854,201	141,161	2,995,362	3,610,808	615,446
	TOPS Tuition	102,377,680	289,581	102,667,261	103,944,311	1,277,050
		132,252,670	162,427	132,415,097	146,022,346	13,607,249
19-662	LA EDUCATIONAL TELEVISION AUTHORITY					
	Administration/Support Services	624,860	12,404	637,264	746,541	109,277
	Broadcasting	6,628,333	400,549	7,028,882	7,946,806	917,924
		7,253,193	412,953	7,666,146	8,693,347	1,027,201
	LA EDUCATIONAL TELEVISION AUTH.-FOUNDATION	2,797,065	63,860	2,860,925	-	(2,860,925)
19-663	COUNCIL FOR THE DEVELOPMENT OF FRENCH Administration and Education	273,610	9,065	282,675	317,842	35,167
19-666	BOARD OF ELEMENTARY AND SECONDARY ED Administration LA Quality Education Support Fund	654,355 12,441,646	(307,232) 6,793,717	347,123 19,235,363	4,171,582 31,661,705	3,824,459 12,426,342
		13,096,001	6,486,485	19,582,486	35,833,287	16,250,801
19-672	LA SYSTEMIC INITIATIVE PROGRAM Instruction Support Servicing	275,340 1,545,703	504,774 173,498	780,114 1,719,201	948,038 2,517,732	167,924 798,531
		1,821,043	678,272	2,499,315	3,465,770	966,455
19-673	NEW ORLEANS CENTER FOR CREATIVE ARTS Administration/Support Services Instructional Services	652,009 3,396,499	59,915 277,393	711,924 3,673,892	823,075 4,167,293	111,151 493,401
		4,048,508	337,308	4,385,816	4,990,368	604,552
19-674	LA UNIVERSITY MARINE CONSORTIUM La University Marine Consortium Auxiliary Programs	4,363,225 1,176,130	368,940 72,478	4,732,165 1,248,608	7,356,683 1,500,000	2,624,518 251,392
		5,539,355	441,418	5,980,773	8,856,683	2,875,910
19-678	STATE ACTIVITIES Executive Office Management and Finance Office of Student and School Perf. Office of Quality Education Office of School and Community Partnerships La Center for Educational Technology Regional Service Centers Auxiliary Programs Unallotted	1,151,308 12,961,847 18,550,451 8,215,717 6,944,716 1,610,516 3,619,781 540,192 -	(182,472) 1,219,835 4,226,526 1,494,688 362,567 226,875 379,325 47,366 -	968,836 14,181,682 22,776,977 9,710,405 7,307,283 1,837,391 3,999,106 587,558 -	3,221,835 20,008,919 32,024,512 14,129,464 10,974,224 3,213,301 5,321,424 875,362 102,295	2,252,999 5,827,237 9,247,535 4,419,059 3,666,941 1,375,910 1,322,318 287,804 102,295
		53,594,528	7,774,710	61,369,238	89,871,336	28,502,098
19-681	SUBGRANTEE ASSISTANCE Disadvantage/Disabled Student Support Quality Educators Classroom Technology School Accountability & Improvement Adult Education School and Community Support	237,951,859 51,767,263 8,413,486 47,438,202 14,697,481 154,239,098	180,873,932 24,256,894 3,368,555 25,656,506 6,461,255 20,138,499	418,825,791 76,024,157 11,782,041 73,094,708 21,158,736 174,377,597	435,240,545 89,109,881 16,344,996 115,532,888 30,295,295 298,141,897	16,414,754 13,085,724 4,562,955 42,438,180 9,136,559 123,764,300
		514,507,389	260,755,641	775,263,030	984,665,502	209,402,472
19-695	MINIMUM FOUNDATION PROGRAM	2,387,974,255	-	2,387,974,255	2,387,974,255	-

STATE OF LOUISIANA
 REVISED BUDGET AND ACTUAL EXPENDITURES BY
 ORGANIZATION AND PROGRAM
 FISCAL YEAR 2001-02

SCHEDULE NUMBER	BUDGET UNIT NAME	TOTAL EXPENDITURES	TOTAL ACCOUNTS PAYABLE	TOTAL EXPENDITURES & ACCTS PAYABLE	TOTAL CURRENT YEAR BUDGET	VARIANCE
19-697	NON-PUBLIC EDUCATIONAL ASSISTANCE					
	Required Services	10,826,648	547,090	11,373,738	28,451,648	17,077,910
	School Lunch Salary Supplements	5,420,188	71,751	5,491,939	5,500,083	8,144
	Transportation	7,152,779	166,109	7,318,888	7,620,690	301,802
	Textbooks Administration	100,360	88,361	188,721	209,210	20,489
	Textbooks	1,695,009	1,493,044	3,188,053	3,512,600	324,547
		<u>25,194,984</u>	<u>2,366,355</u>	<u>27,561,339</u>	<u>45,294,231</u>	<u>17,732,892</u>
19-699	SPECIAL SCHOOL DISTRICT					
	Administration	970,766	10,334	981,100	1,239,974	258,874
	Instruction	12,682,896	439,867	13,122,763	15,406,663	2,283,900
	Special School Dist #2 Instruction	4,080,184	396,806	4,476,990	5,220,441	743,451
		<u>17,733,846</u>	<u>847,007</u>	<u>18,580,853</u>	<u>21,867,078</u>	<u>3,286,225</u>
	COLLEGES	<u>856,649,507</u>	-	<u>856,649,507</u>	-	<u>(856,649,507)</u>
19-000	HIGHER EDUCATION	<u>4,052,855,264</u>	<u>282,597,515</u>	<u>4,335,452,779</u>	<u>3,773,698,252</u>	<u>(561,754,527)</u>
20-901	OTHER APPROPRIATIONS SALES TAX DEDICATIONS					
	Other Requirements	16,630,511	9,256,561	25,887,072	32,599,579	6,712,507
20-903	PARISH TRANSPORTATION PROGRAMS					
	Parish Transportation Program	24,308,746	6,845,654	31,154,400	31,237,500	83,100
	Parish Transportation - Mass Transit	3,861,235	963,698	4,824,933	4,962,500	137,567
	Parish Transportation - Local Match RR & Bridges	2,985,926	6,803	2,992,729	3,000,000	7,271
		<u>31,155,907</u>	<u>7,816,155</u>	<u>38,972,062</u>	<u>39,200,000</u>	<u>227,938</u>
20-904						
20-905	INTERIM EMERGENCY BOARD	19,163	5,615	24,778	35,453	10,675
20-909	LOUISIANA HEALTH INSURANCE ASSOCIATION					
	State Aid	2,000,000	-	2,000,000	2,000,000	-
20-922	GENERAL OBLIGATION DEBT SERVICE					
	Bond Defeasance	23,044,391	-	23,044,391	23,044,392	1
20-923	CORRECTIONS- DEBT SERVICE					
	Debt Service	17,594,445	-	17,594,445	17,694,445	100,000
20-924	VIDEO DRAW POKER - LOCAL GOV. AID					
	State Aid	29,913,434	5,031,875	34,945,309	36,200,000	1,254,691
20-929	PATIENT'S COMPENSATION					
	Other Requirements	74,007,929	1,584,309	75,592,238	75,000,000	(592,238)
20-932	2% FIRE INSURANCE					
	State Payments	140,000	9,644,289	9,784,289	10,080,000	295,711
20-933	GOVERNOR'S CONFERENCE & INTERSTATE COMP	279,751	260,916	540,667	289,829	(250,838)
20-940	EMERGENCY MEDICAL SERVICES	-	82,710	82,710	150,000	67,290
20-945	SCHEDULE 20 - STATE AID					
	Other Requirements	3,897,027	833,488	4,730,515	4,753,172	22,657
20-966	SUPPLEMENTAL PAYMENTS					
	Municipal Police Officers Supplemental Pay	21,754,147	8,582	21,762,729	22,879,200	1,116,471
	Firefighters' Supplemental Pay	17,163,826	-	17,163,826	17,722,300	558,474
	Supplemental Payments	687,834	-	687,834	720,000	32,166
		<u>39,605,807</u>	<u>8,582</u>	<u>39,614,389</u>	<u>41,321,500</u>	<u>1,707,111</u>
20-977	DOA - DEBT SERVICE AND MAINTENANCE	11,283,430	865,237	12,148,667	12,746,108	597,441
20-065	STATE REVENUE SHARING	90,000,000	-	90,000,000	90,000,000	-
20-950	SPECIAL ACT - JUDGMENTS	-	-	-	78,313	78,313
20-800	STATE EMPLOYEES' GROUP BENEFITS PROGRAM	691,411,722	22,896,812	714,308,534	-	(714,308,534)
20-804	OFFICE OF RISK MANAGEMENT					
	Administrative	6,878,308	103,611	6,981,919	-	(6,981,919)
	Other Claims Related	127,432,050	804,170	128,236,220	-	(128,236,220)
	Contract Litigation	11,375,664	-	11,375,664	-	(11,375,664)
	Division of Risk Litigation	10,875,559	-	10,875,559	-	(10,875,559)
		<u>156,561,581</u>	<u>907,781</u>	<u>157,469,362</u>	-	<u>(157,469,362)</u>
20-000	OTHER APPROPRIATIONS	1,187,545,098	59,194,330	1,246,739,428	385,192,791	(861,546,637)
	TOTAL GENERAL FUND	<u>13,731,409,055</u>	<u>964,361,321</u>	<u>14,695,770,376</u>	<u>14,224,108,771</u>	<u>(471,661,605)</u>

STATE OF LOUISIANA
 REVISED BUDGET AND ACTUAL EXPENDITURES BY
 ORGANIZATION AND PROGRAM
 FISCAL YEAR 2001-02

SCHEDULE NUMBER	BUDGET UNIT NAME	TOTAL EXPENDITURES	TOTAL ACCOUNTS PAYABLE	TOTAL EXPENDITURES & ACCTS PAYABLE	TOTAL CURRENT YEAR BUDGET	VARIANCE
SPECIAL REVENUE FUNDS:						
	DEFICIT ELIMINATION/CAPITAL OUTLAY ESCROW	68,927,000	-	68,927,000	-	-
	ECONOMIC DEVELOPMENT AWARD FUND	4,112,000	-	4,112,000	-	-
	FEED COMMISSION	512,000	2,000	514,000	-	-
	FERTILIZER FUND	500,000	1,000	501,000	-	-
	FIRE INSURANCE FUND	1,310,000	-	1,310,000	-	-
	HIGHER EDUCATION INITATIVES FUND	21,185,000	1,001,000	22,186,000	-	-
	LOUISIANA FUND	6,173,000	15,326,000	21,499,000	-	-
	LOUISIANA QUALITY EDUCATION SUPPORT FUND	12,003,000	16,035,000	28,038,000	-	-
	PARISH AND MUNICIPALITIES	4,630,000	-	4,630,000	-	-
	PARISH ROYALTY FUND	28,362,000	-	28,362,000	-	-
	PESTICIDE FUND	181,000	-	181,000	-	-
	PROPRIETARY SCHOOL STUDENTS PROTECTION	14,000	-	14,000	-	-
	RETIREMENT SYSTEMS INSURANCE	31,286,000	-	31,286,000	-	-
	SAVINGS ENHANCEMENT FUND	10,000	-	10,000	-	-
	SEVERANCE TAX	39,858,000	-	39,858,000	-	-
	STATE HIGHWAY FUND #2	10,254,000	-	10,254,000	-	-
	SUPPORT IN LOUISIANA FIRST FUND	38,556,000	113,000	38,669,000	-	-
	WORKFORCE DEVELOPMENT AND TRAINING FUND	8,695,000	-	8,695,000	-	-
	TOTAL SPECIAL REVENUE FUNDS	276,568,000	32,478,000	309,046,000		
DEBT SERVICE FUNDS:						
	PARISH ROYALTY ROAD FUND	610,000	-	610,000	-	-
	BOND SECURITY AND REDEMPTION	270,438,000	15,000	270,453,000	-	-
	TIMED ACCOUNT	33,903,000	-	33,903,000	-	-
	TOTAL DEBT SERVICE FUNDS	304,951,000	15,000	304,966,000		
PERMANENT FUNDS						
	EDUCATION EXCELLENCE FUND	-	-	-	-	-
	FULLER- EDWARDS ARBORETUM TRUST FUND	1,000	-	1,000	-	-
	HEALTH EXCELLENCE FUND	49,000	-	49,000	-	-
	LIFETIME LICENSE ENDOWMENT TRUST FUND	-	-	-	-	-
	LOUISIANA EDUCATION QUALITY TRUST FUND	-	-	-	-	-
	TOPS FUND	-	-	-	-	-
	W.R. IRBY BEQUEST FUND	1,067,000	4,000	1,071,000	-	-
	TOTAL PERMANENT FUNDS	1,117,000	4,000	1,121,000		
CAPITAL OUTLAY FUND:						
	CAPITAL OUTLAY ESCROW FUND	1,009,660,000	-	1,009,660,000	-	-
	TOTAL CAPITAL OUTLAY FUND	1,009,660,000		1,009,660,000		
	TOTAL GOVERNMENTAL FUND TYPES AND EXPENDABLE TRUST FUNDS	15,323,705,055	996,858,321	16,320,563,376	14,224,108,771	(471,661,605)
INTERNAL SERVICE FUNDS:						
	ADMINISTRATIVE SERVICES	3,572,000	147,000	3,719,000	-	-
	ADMINISTRATIVE SUPPORT	2,495,000	44,000	2,539,000	-	-
	CENTRAL REGIONAL LAUNDRY	622,000	23,000	645,000	-	-
	FLIGHT MAINTENANCE OPERATIONS	981,000	24,000	1,005,000	-	-
	JACKSON REGIONAL LAUNDRY	937,000	23,000	960,000	-	-
	NATURAL RESOURCES COPY CENTER	-	-	-	-	-
	OFFICE OF TELECOMMUNICATIONS	50,768,000	2,269,000	53,037,000	-	-
	TOTAL INTERNAL SERVICE FUNDS	59,375,000	2,530,000	61,905,000		
PRIVATE-PURPOSE TRUST FUNDS						
	LOUISIANA EDUCATION TUITION AND SAVINGS FUND	271,000	-	271,000	-	-
	TOTAL PRIVATE-PURPOSE TRUST FUNDS	271,000		271,000		
PENSION AND INVESTMENT FUNDS:						
	LA. STATE POLICE RETIREMENT	108,252,000	758,000	109,010,000	-	-
	LA. TEACHERS RETIREMENT	541,832,000	4,917,000	546,749,000	-	-
	LA. SCHOOL EMPLOYEES RETIREMENT	22,411,000	345,000	22,756,000	-	-
	LA. STATE EMPLOYEES RETIREMENT	946,298,000	7,090,000	953,388,000	-	-
	LA. ASSET MANAGEMENT POOL	1,154,750,000	-	1,154,750,000	-	-
	TOTAL PENSION & INVESTMENT TRUST FUNDS	2,773,543,000	13,110,000	2,786,653,000		
ENTERPRISE FUNDS:						
	DRINKING WATER REVOLVING LOAN FUND	-	-	-	-	-
	LA. AGRICULTURE FINANCE AUTHORITY	2,942,000	1,116,000	4,058,000	-	-
	LA. CORRECTIONAL FACILITIES CORPORATION	361,000	-	361,000	-	-
	LA. FEDERAL PROPERTY ASSISTANCE AGENCY	1,089,000	16,000	1,105,000	-	-

STATE OF LOUISIANA
 REVISED BUDGET AND ACTUAL EXPENDITURES BY
 ORGANIZATION AND PROGRAM
 FISCAL YEAR 2001-02

SCHEDULE NUMBER	BUDGET UNIT NAME	TOTAL EXPENDITURES	TOTAL ACCOUNTS PAYABLE	TOTAL EXPENDITURES & ACCTS PAYABLE	TOTAL CURRENT YEAR BUDGET	VARIANCE
	LA. LOTTERY CORPORATION	198,376,000	3,814,000	202,190,000	-	-
	LA. OFFICE BUILDING CORPORATION	19,000	-	19,000	-	-
	LA. OPPORTUNITY LOAN FUND	125,000	6,000	131,000	-	-
	OFFICE FACILITIES CORPORATION	(7,569,000)	14,949,000	7,380,000	-	-
	MUNICIPAL FACILITIES REVOLVING	-	-	-	-	-
	LA. PROPERTY ASSISTANCE AGENCY	3,429,000	193,000	3,622,000	-	-
	PRISON ENTERPRISES	22,713,000	2,080,000	24,793,000	-	-
	PUBLIC SAFETY SERVICES CAFETERIAS	1,632,000	123,000	1,755,000	-	-
	UNEMPLOYMENT TRUST FUND	307,878,000	-	307,878,000	-	-
	BOARDS AND COMMISSIONS	22,637,000	1,487,000	24,124,000	-	-
	MUNICIPALITIES ENERGY EXPENSE LOAN FUND	-	-	-	-	-
	DONALD J. THIBODEAUX TRAINING COMPLEX	8,522,000	1,344,000	9,866,000	-	-
	TOTAL ENTERPRISE FUNDS	562,154,000	25,128,000	587,282,000	-	-
	TOTAL PROPRIETARY & SIMILAR TRUST FUNDS	3,395,343,000	40,768,000	3,436,111,000	-	-
	GRAND TOTAL	18,719,048,055	1,037,626,321	19,756,674,376	14,224,108,771	(471,661,605)
	COMPONENT UNITS	4,962,916,000	-	4,962,916,000	-	-

**STATE OF LOUISIANA
SCHEDULE OF BONDED INDEBTEDNESS
JUNE 30, 2002**

	DATE OF ISSUE	ORIGINAL AMOUNT OF ISSUE	BALANCE TO FINAL MATURITY AS OF JUNE 30, 2001		PAYMENTS JULY 1, 2001 - JUNE 30, 2002		FINAL MATURITY DATE	BALANCE TO FINAL MATURITY AS OF JUNE 30, 2002			
			PRINCIPAL	INTEREST	PRINCIPAL	INTEREST		PRINCIPAL	INTEREST	TOTAL	
GENERAL OBLIGATIONS BONDS PAID BY THE STATE TREASURER FROM BOND SECURITY REDEMPTION FUND REFLECTED IN LONG TERM DEBT ACCOUNT GROUP											
General Obligation Bonds: Constitution Article VII S:6,7,9 of 1974											
SERIES 1977-C	(a)(d)(c)	10-01-77	100,000,000	235,000	11,278	115,000	8,431	2003	120,000	2,847	122,847
SERIES 1991-A	(f)	01-08-92	87,785,000	19,840,000	962,448	9,560,000	365,781	2004	10,280,000	596,667	10,876,667
SERIES 1991-B	(f)	01-08-92	36,812,456	15,257,780	17,686,219	-	-	2004	15,257,780	17,686,219	32,943,999
SERIES 1992-A	(a)(b)(c)(d)(e)(g)(h)(l)	03-01-92	229,715,000	11,000,000	1,364,000	11,000,000	1,364,000	2003	-	-	-
SERIES 1993-A	(b)(e)(f)	02-01-93	479,270,000	294,520,000	74,510,213	18,375,000	16,031,451	2011	276,145,000	58,478,762	334,623,762
SERIES 1993-B	(b)(f)	02-01-93	125,000,000	92,715,000	38,580,150	4,930,000	5,167,065	2014	87,785,000	33,413,085	121,198,085
SERIES 1994-A	(a)(b)(c)(d)(f)(g)(h)(l)	04-01-94	199,995,000	28,600,000	5,018,120	2,305,000	1,781,175	2006	26,295,000	3,236,945	29,531,945
SERIES 1995-A	(a)(b)(c)(f)(g)(l)	02-15-95	200,000,000	47,070,000	11,262,953	8,320,000	3,375,802	2007	38,750,000	7,887,151	46,637,151
SERIES 1996-A	(f)	05-17-96	426,525,000	245,370,000	17,927,909	105,150,000	11,512,700	2005	140,220,000	6,415,209	146,635,209
SERIES 1997-A	(c)(e)(g)(h)	03-15-97	225,625,000	193,600,000	103,856,119	3,265,000	10,717,138	2017	190,335,000	93,138,981	283,473,981
SERIES 1998-A	(f)	05-07-98	338,090,000	331,180,000	119,274,269	11,175,000	17,084,708	2014	320,005,000	102,189,561	422,194,561
SERIES 1998-B	(f)	05-07-98	207,750,000	189,120,000	99,079,187	7,085,000	9,865,975	2018	182,035,000	89,213,212	271,248,212
SERIES 2000A		11-16-00	347,070,000	347,070,000	215,602,275	10,030,000	18,286,625	2021	337,040,000	197,315,650	534,355,650
SERIES 2001A	(l)	06-01-01	125,365,000	125,365,000	65,648,451	1,535,000	5,684,575	2015	123,830,000	59,963,876	183,793,876
SERIES 2002A		04-01-02	252,470,000	252,470,000	153,524,914	-	-	2022	252,470,000	153,524,914	405,994,914
Total General Obligation Bonds authorized under Article VII of 1974 Constitution			3,381,472,456	2,193,412,780	924,308,505	192,845,000	101,245,426		2,000,567,780	823,063,079	2,823,630,859
					BSRF	170,815,000	99,854,241				
					Payments Def.	22,030,000	1,391,185				
			a)Bond payments defeased at June 30, 1995.								
			b)Bond payments defeased at June 30, 1996.								
			c)Bond payments defeased at June 30, 1997.								
			d) Bond payments affected by the 1998-A Refunding Bond.								
			e)Bond payments defeased at June 30, 1998.								
			f)Bond payments defeased at June 30, 1999.								
			g)Bonds that were affected by the 2001-A Refunding Bond.								
			h)Bonds that were partially defeased in 2001.								
			i)Bond payments defeased at June 30, 2002.								

GENERAL OBLIGATION BONDS ISSUED ON BEHALF OF COLLEGES AND UNIVERSITIES WHICH ARE PAID BY STATE TREASURER FROM BOND SECURITY AND REDEMPTION FUND AND AER INCLUDED IN GENERAL OBLIGATION BONDS CATEGORY-ACTUAL REIMBURSEMENT CONTRACT PAYMENT REFLECTED IN THE COLLEGE AND UNIVERSITY FUND TYPE (Reimbursement Contracts)

LSU-BATON ROUGE 1983-A		03-01-83	300,000	57,002	7,089	27,292	4,654	2003	29,710	2,435	32,145
LSU-BATON ROUGE 1984-A		04-01-84	750,000	202,421	39,505	62,047	19,230	2004	140,374	20,275	160,649
LSU-BATON ROUGE 1991-A & B		07-23-85	2,700,000	1,140,075	152,203	235,656	66,989	2005	904,419	85,214	989,633
Total for LSU-Baton Rouge			3,750,000	1,399,498	198,797	324,995	90,873		1,074,503	107,924	1,182,427
LOUISIANA TECH 1978-C		09-01-78	450,000	91,462	7,326	29,268	3,995	2004	62,194	3,331	65,525

**STATE OF LOUISIANA
SCHEDULE OF BONDED INDEBTEDNESS
JUNE 30, 2002**

	DATE OF ISSUE	ORIGINAL AMOUNT OF ISSUE	BALANCE TO FINAL MATURITY AS OF JUNE 30, 2001		PAYMENTS JULY 1, 2001 - JUNE 30, 2002		FINAL MATURITY DATE	BALANCE TO FINAL MATURITY AS OF JUNE 30, 2002		
			PRINCIPAL	INTEREST	PRINCIPAL	INTEREST		PRINCIPAL	INTEREST	TOTAL
Total for Louisiana Tech		450,000	91,462	7,326	29,268	3,995		62,194	3,331	65,525
MCNEESE 1985-B	05-01-85	300,000	105,165	25,477	23,078	9,780	2005	82,087	15,697	97,784
Totals for McNeese		300,000	105,165	25,477	23,078	9,780		82,087	15,697	97,784
LSU-ALEXANDRIA 1977-C	10-01-77	100,000	13,429	563	13,429	563	2003	-	-	-
LSU-ALEXANDRIA 1979-B	06-15-79	1,410,000	285,000	7,838	285,000	7,838	2004	-	-	-
Total for LSU-Alexandria		1,510,000	298,429	8,401	298,429	8,401		-	-	-
LSU-SHREVEPORT 1977-C	10-01-77	1,000,000	134,287	4,818	134,287	4,818	2003	-	-	-
Total for LSU-Shreveport		1,000,000	134,287	4,818	134,287	4,818		-	-	-
UNIVERSITY OF LA MONROE 1992-A	03-01-92	2,650,000	1,890,000	809,332	125,000	121,375	2012	1,765,000	687,957	2,452,957
Totals for University of La Monroe		2,650,000	1,890,000	809,332	125,000	121,375		1,765,000	687,957	2,452,957
NORTHWESTERN 1993-B	02-01-93	460,000	330,000	135,124	20,000	18,264	2013	310,000	116,860	426,860
Totals for Northwestern		460,000	330,000	135,124	20,000	18,264		310,000	116,860	426,860
SOUTHERN UNIVERSITY-1990	02-15-91	125,002	51,472	-	7,353	-	2007	44,119	-	44,119
Total for Southern University		125,002	51,472	-	7,353	-		44,119	-	44,119
TOTAL GENERAL OBLIGATION BONDS PAID BY STATE TREASURER FROM BOND SECURITY REDEMPTION FUND REFLECTED IN COLLEGES & UNIVERSITIES FUND TYPE		10,245,002	4,300,313	1,189,275	962,410	257,506		3,337,903	931,769	4,269,672
Reimbursement Contracts-Police Juries General Obligation Bond Series 1981-A: Red River Parish Police Jury	05-01-81	858,000	5,510	1,620	1,102	540	2006	4,408	1,080	5,488
Totals for 1981-A		858,000	5,510	1,620	1,102	540		4,408	1,080	5,488
General Obligation Bond Series 1982-B: Assumption Parish Police Jury	06-15-82	840,000	89,734	9,602	89,734	9,602	2002	-	-	-
Beauregard Parish Police Jury	06-15-82	960,000	102,552	10,967	102,552	10,967	2002	-	-	-
Calcasieu Parish Police Jury	06-15-82	60,000	6,411	686	6,411	686	2002	-	-	-
East Baton Rouge Police Jury	06-15-82	150,000	16,024	1,715	16,024	1,715	2002	-	-	-
Livingston Parish Police Jury	06-15-82	183,000	19,802	3,962	19,802	3,962	2002	-	-	-
Richland Parish Police Jury	06-15-82	60,000	6,411	686	6,411	686	2002	-	-	-
St. Bernard Parish Police Jury	06-15-82	60,000	6,411	686	6,411	686	2002	-	-	-
St. Tammany Parish Police Jury	06-15-82	240,000	25,639	2,743	25,639	2,743	2002	-	-	-
Tangipahoa Parish Police Jury	06-15-82	60,000	13,209	4,579	6,290	3,160	2002	6,919	1,419	8,338
Terrebonne Parish Police Jury	06-15-82	60,000	6,411	686	6,411	686	2002	-	-	-
Totals for 1982-B		2,673,000	292,604	36,312	285,685	34,893		6,919	1,419	8,338
General Obligation Bond Series 1983-B: Livingston Parish Police Jury	04-01-83	57,000	10,879	2,349	5,225	1,396	2003	5,654	953	6,607

**STATE OF LOUISIANA
SCHEDULE OF BONDED INDEBTEDNESS
JUNE 30, 2002**

	DATE OF ISSUE	ORIGINAL AMOUNT OF ISSUE	BALANCE TO FINAL MATURITY AS OF JUNE 30, 2001		PAYMENTS JULY 1, 2001 - JUNE 30, 2002		FINAL MATUR- ITY DATE	BALANCE TO FINAL MATURITY AS OF JUNE 30, 2002		
			PRINCIPAL	INTEREST	PRINCIPAL	INTEREST		PRINCIPAL	INTEREST	TOTAL
Totals for 1983-B		57,000	10,879	2,349	5,225	1,396		5,654	953	6,607
Grand Total for the Police Juries		3,588,000	308,993	40,281	292,012	36,829		16,981	3,452	20,433
Miscellaneous Reimbursement Contracts:										
Military Affairs	03-01-92	3,365,000	2,088,491	592,964	212,872	133,122	2012	1,875,619	459,842	2,335,461
South Louisiana Port Commission	03-01-92	1,600,000	1,145,000	490,575	75,000	73,530	2012	1,070,000	417,045	1,487,045
Dept. of Transportation and Development	03-01-92	35,950,000	25,625,000	10,975,464	1,680,000	1,645,605	2012	23,945,000	9,329,859	33,274,859
Chennault Ind. Air Park	02-01-93	3,000,000	2,240,000	966,600	130,000	134,400	2013	2,110,000	832,200	2,942,200
Chennault Ind. Air Park	02-15-95	600,000	490,000	246,300	25,000	29,400	2015	465,000	216,900	681,900
Chennault Ind. Air Park 1997A	03-15-97	300,000	265,000	156,000	10,000	15,900	2017	255,000	140,100	395,100
West Calcasieu Airport Authority	02-15-95	50,000	40,470	20,230	1,914	2,421	2015	38,556	17,809	56,365
West Calcasieu Airport Authority 1997A	03-15-97	125,000	105,000	56,231	5,000	5,819	2017	100,000	50,412	150,412
Total for Miscellaneous Reimbursement Contracts		44,990,000	31,998,961	13,504,364	2,139,786	2,040,197		29,859,175	11,464,167	41,323,342
Total of all Reimbursement Contracts		58,823,002	36,608,267	14,733,920	3,394,208	2,334,532		33,214,059	12,399,388	45,613,447
Total General Obligation less Reimbursements		3,322,649,454	2,156,804,513	909,574,585	189,450,792	98,910,894		1,967,353,721	810,663,691	2,778,017,412
Higher Education Facilities Bond Payable from Corp. Franchise Tax account										
ISSAC DELGADO JR.COLLEGE										
SERIES A 1972	04-01-72	553,000	40,000	2,241	40,000	2,241	2002	-	-	-
SERIES A 1973	02-01-73	390,000	43,000	3,412	21,000	2,257	2003	22,000	1,155	23,155
Total Higher Education Facilities Bonds		943,000	83,000	5,653	61,000	4,498		22,000	1,155	23,155
TOTAL GENERAL OBLIGATION BONDS PAID BY STATE TREASURER FROM BOND SECURITY AND REDEMPTION FUND REFLECTED IN LONG-TERM ACCOUNT GROUP		3,382,415,456	2,193,495,780	924,314,158	192,906,000	101,249,924		2,000,589,780	823,064,234	2,823,654,014
TOTAL GENERAL OBLIGATION BONDS PAID BY STATE TREASURER FROM BOND SECURITY AND REDEMPTION FUND REFLECTED IN LONG-TERM ACCOUNT GROUP LESS REIMBURSEMENTS		3,323,592,454	2,156,887,513	909,580,238	189,511,792	98,915,392		1,967,375,721	810,664,846	2,778,040,567
NON GENERAL OBLIGATION BONDS PAID BY A TRUSTEE FROM OTHER FUND SOURCES REFLECTED IN LONG TERM DEBT ACCOUNT GROUP										
La Agricultural Finance Authority: SERIES 1998	12-01-98	4,000,000	2,575,000	235,648	820,000	116,132	2004	1,755,000	119,516	1,874,516
Total La. Agricultural Finance Authority		4,000,000	2,575,000	235,648	820,000	116,132		1,755,000	119,516	1,874,516
*Variable Rate Bonds.										
Crescent City Connection Division: Bridge Revenue Bond	04-01-92	30,870,000	24,045,000	11,724,326	1,380,000	1,600,255	2012	22,665,000	10,124,071	32,789,071

**STATE OF LOUISIANA
SCHEDULE OF BONDED INDEBTEDNESS
JUNE 30, 2002**

	DATE OF ISSUE	ORIGINAL AMOUNT OF ISSUE	BALANCE TO FINAL MATURITY AS OF JUNE 30, 2001		PAYMENTS JULY 1, 2001 - JUNE 30, 2002		FINAL MATURITY DATE	BALANCE TO FINAL MATURITY AS OF JUNE 30, 2002		
			PRINCIPAL	INTEREST	PRINCIPAL	INTEREST		PRINCIPAL	INTEREST	TOTAL
Total Crescent City Connection Division		30,870,000	24,045,000	11,724,326	1,380,000	1,600,255		22,665,000	10,124,071	32,789,071
HEALTH EDUCATION AUTHORITY OF LOUISIANA SERIES 1998	12-01-98	9,350,000	9,350,000	11,141,610	145,000	588,270	2031	9,205,000	10,553,340	19,758,340
Total Health Education Authority of Louisiana		9,350,000	9,350,000	11,141,610	145,000	588,270		9,205,000	10,553,340	19,758,340
TOTAL NON-GENERAL OBLIGATION BONDS PAID BY A TRUSTEE FROM OTHER FUND SOURCES REFLECTED IN LONG TERM DEBT ACCOUNT GROUP		44,220,000	35,970,000	23,101,584	2,345,000	2,304,657		33,625,000	20,796,927	54,421,927
NON-GENERAL OBLIGATION BONDS PAID BY STATE TREASURER FROM OTHER FUND SOURCES REFLECTED IN LONG TERM DEBT ACCOUNT GROUP										
Transportation Trust Fund Revenue Bond: SERIES 1990-A*	4-15-90	263,902,640	30,695,000		30,695,000		2004	-	-	-
SERIES 1999-A	5-15-99	94,260,000	63,560,000	7,455,455	235,000	2,973,554	2005	63,325,000	4,481,901	67,806,901
NON-GENERAL OBLIGATION BONDS PAID BY STATE TREASURER FROM OTHER FUND SOURCES REFLECTED IN LONG TERM DEBT ACCOUNT GROUP		358,162,640	94,255,000	7,455,455	30,930,000	2,973,554		63,325,000	4,481,901	67,806,901
*\$31,967,640 was defeased on May 15, 1999.										
Parish Road Fund										
LAFOURCHE REFUNDING BONDS 1994	12-01-94	3,680,000	2,375,000	374,165	475,000	135,255	2005	1,900,000	238,910	2,138,910
Total Parish Road Fund		3,680,000	2,375,000	374,165	475,000	135,255		1,900,000	238,910	2,138,910
*\$3,245,000 was refunded.										
Louisiana Correctional Facilities Corporation: 1993 LEASE REVENUE REFUNDING	02-01-93	150,000,000	49,215,000	4,233,334	15,290,000	2,304,446	2004	33,925,000	1,928,888	35,853,888
Total Louisiana Correctional Facilities Corporation		150,000,000	49,215,000	4,233,334	15,290,000	2,304,446		33,925,000	1,928,888	35,853,888
*The 1985 Series was refunded. Includes an interest payment of \$4,810,965 for the 1985 Series.										
TOTAL NON-GENERAL OBLIGATION BONDS PAID BY STATE TREASURER FROM OTHER FUND SOURCES REFLECTED IN LONG-TERM ACCOUNT GROUP		153,680,000	51,590,000	4,607,499	15,765,000	2,439,701		35,825,000	2,167,798	37,992,798
NON-GENERAL OBLIGATION BONDS PAID FROM OTHER FUND SOURCES REFLECTED IN PROPRIETARY FUND TYPE										
Louisiana Office Facilities Corporation:										
Series 1999A	07-01-99	151,340,000	151,340,000	86,655,055	5,380,000	7,840,367	2019	145,960,000	78,814,688	224,774,688
Series 1999B	07-01-99	13,885,000	11,990,000	3,044,752	1,120,000	560,684	2010	10,870,000	2,484,068	13,354,068
Series 2001	02-01-01	97,000,000	97,000,000	64,232,979	-	5,958,664	2021	97,000,000	58,274,315	155,274,315
Series 2002 Bond Anticipation Notes	03-15-02	5,000,000	5,000,000	531,250	-	-	2005	5,000,000	531,250	5,531,250

**STATE OF LOUISIANA
SCHEDULE OF BONDED INDEBTEDNESS
JUNE 30, 2002**

	DATE OF ISSUE	ORIGINAL AMOUNT OF ISSUE	BALANCE TO FINAL MATURITY AS OF JUNE 30, 2001		PAYMENTS JULY 1, 2001 - JUNE 30, 2002		FINAL MATURITY DATE	BALANCE TO FINAL MATURITY AS OF JUNE 30, 2002		
			PRINCIPAL	INTEREST	PRINCIPAL	INTEREST		PRINCIPAL	INTEREST	TOTAL
Total Louisiana Office Facilities Corporation		267,225,000	265,330,000	154,464,036	6,500,000	14,359,715		258,830,000	140,104,321	398,934,321
		*Bond refunded.								
Louisiana Opportunity Loan Fund: SERIES 1992	02-04-92	20,000,000	2,660,000	1,916,923	1,155,000	160,526	2009	1,505,000	1,756,397	3,261,397
Total Louisiana Opportunity Loan Fund		20,000,000	2,660,000	1,916,923	1,155,000	160,526		1,505,000	1,756,397	3,261,397
NON-GENERAL OBLIGATION BONDS PAID FROM OTHER FUND SOURCES REFLECTED IN PROPRIETARY FUND TYPE		287,225,000	267,990,000	156,380,959	7,655,000	14,520,241		260,335,000	141,860,718	402,195,718
COLLEGES AND UNIVERSITY FUND TYPE NOT PAID BY THE STATE TREASURER-REVENUE BONDS										
DELGADO COMMUNITY COLLEGE										
SERIES 1970-A	01-15-70	521,000	176,000	27,480	17,000	5,280	2010	159,000	22,200	181,200
SERIES 1970-B	01-15-70	391,000	130,000	20,100	13,000	3,900	2010	117,000	16,200	133,200
SERIES 1972-A	04-01-72	150,000	11,000	689	11,000	689	2002	-	-	-
Total Delgado Community College		1,062,000	317,000	48,269	41,000	9,869		276,000	38,400	314,400
GRAMBLING STATE UNIVERSITY										
SERIES B 1965	10-01-65	400,000	835,000	73,163	160,000	24,825	2005	675,000	48,338	723,338
SERIES B 1968	10-01-68	3,000,000	841,000	98,775	105,000	23,655	2008	736,000	75,120	811,120
SERIES I 1970	07-01-70	800,000	-	645	-	645	2000	-	-	-
Total Grambling State University		4,200,000	1,676,000	172,583	265,000	49,125		1,411,000	123,458	1,534,458
LOUISIANA STATE UNIVERSITY-B. R.										
STUDENT HOUSING 1964-A	07-01-64	900,000	115,000	8,084	40,000	4,169	2004	75,000	3,915	78,915
STUDENT HOUSING 1964-B	07-01-64	3,790,000	506,000	36,542	170,000	18,343	2004	336,000	18,199	354,199
STUDENT HOUSING 1965-B	07-01-65	1,545,000	218,000	15,360	60,000	6,540	2005	158,000	8,820	166,820
STUDENT HOUSING 1966-B	07-01-66	2,175,000	440,000	40,350	85,000	13,200	2006	355,000	27,150	382,150
STUDENT HOUSING 1966-C	07-01-66	1,250,000	215,000	17,250	50,000	6,450	2006	165,000	10,800	175,800
STUDENT HOUSING 1968-B	07-01-68	1,275,000	250,000	23,700	45,000	7,500	2008	205,000	16,200	221,200
HOTEL DIEU	12-01-92	69,890,000	46,980,000	15,946,932	3,560,000	1,459,425	2010	43,420,000	14,487,507	57,907,507
ENERGY MGT. SYS. EQUIP. 1994	06-15-94	26,290,000	20,545,000	9,072,439	1,125,000	1,152,065	2014	19,420,000	7,920,374	27,340,374
STADIUM AND APARTMENTS 1996	09-06-96	33,485,000	32,335,000	28,153,301	1,250,000	2,595,441	2026	31,085,000	25,557,860	56,642,860
ATHLETICS FACILITIES	12-01-97	6,500,000	6,040,000	2,840,580	500,000	421,565	2017	5,540,000	2,419,015	7,959,015
EUNICE-ACADIAN CENTER	06-01-98	1,650,000	1,490,000	753,018	60,000	74,500	2018	1,430,000	678,518	2,108,518
KIRBY SMITH HALL AND PARKING	06-28-00	27,000,000	26,800,000	29,328,000	200,000	1,608,000	2030	26,600,000	27,720,000	54,320,000
Total Louisiana State University-B.R.		175,750,000	135,934,000	86,235,556	7,145,000	7,367,198		128,789,000	78,868,358	207,657,358
LOUISIANA TECH UNIVERSITY										
ACADEMIC FACILITIES SERIES B	07-01-72	4,750,000	3,160,000	1,329,467	180,000	190,910	2012	2,980,000	1,138,557	4,118,557
REFUNDING SERIES 1995	03-01-95	5,020,000	2,130,000	344,670	540,000	138,655	2005	1,590,000	206,015	1,796,015
REFUNDING SERIES 1996	05-15-96	2,510,000	1,015,000	128,153	315,000	62,292	2004	700,000	65,861	765,861
REFUNDING SERIES 1999	06-01-99	7,780,000	7,565,000	1,737,211	220,000	317,624	2008	7,345,000	1,419,587	8,764,587
Total Louisiana Tech University		20,060,000	13,870,000	3,539,501	1,255,000	709,481		12,615,000	2,830,020	15,445,020
MCNEESE STATE UNIVERSITY										
STADIUM PROJECT 1996	10-15-96	900,000	660,000	290,400	60,000	50,400	2011	600,000	240,000	840,000

**STATE OF LOUISIANA
SCHEDULE OF BONDED INDEBTEDNESS
JUNE 30, 2002**

	DATE OF ISSUE	ORIGINAL AMOUNT OF ISSUE	BALANCE TO FINAL MATURITY AS OF JUNE 30, 2001		PAYMENTS JULY 1, 2001 - JUNE 30, 2002		FINAL MATURITY DATE	BALANCE TO FINAL MATURITY AS OF JUNE 30, 2002		
			PRINCIPAL	INTEREST	PRINCIPAL	INTEREST		PRINCIPAL	INTEREST	TOTAL
PARKING LOT SERIES 1997	02-12-97	1,500,000	1,225,000	468,594	80,000	74,063	2011	1,145,000	394,531	1,539,531
STUDENT FACILITIES PROGRAM 1997	04-01-97	2,784,000	1,854,000	337,352	265,000	98,986	2006	1,589,000	238,366	1,827,366
AUXILIARY REFUNDING 2001	05-30-01	2,110,000	2,110,000	458,865	250,000	89,844	2008	1,860,000	369,021	2,229,021
Total McNeese State University		7,294,000	5,849,000	1,555,211	655,000	313,293		5,194,000	1,241,918	6,435,918
UNIVERSITY OF NEW ORLEANS										
SERIES 1996A	08-01-96	4,485,000	2,900,000	2,513,089	60,000	157,303	2026	2,840,000	2,355,786	5,195,786
SERIES 1997A	01-15-97	5,965,000	5,600,000	4,906,146	115,000	306,350	2026	5,485,000	4,599,796	10,084,796
SERIES 1998	08-15-98	15,915,000	15,915,000	14,707,785	200,000	773,178	2031	15,715,000	13,934,607	29,649,607
		26,365,000	24,415,000	22,127,020	375,000	1,236,831		24,040,000	20,890,189	44,930,189
UNIVERSITY OF LOUISIANA AT MONROE										
STUDENT HOUSING 1963	04-01-63	1,200,000	120,000	6,749	60,000	4,500	2003	60,000	2,249	62,249
STUDENT HOUSING 1964	04-01-64	1,800,000	255,000	15,600	80,000	7,650	2004	175,000	7,950	182,950
STUDENT HOUSING 1965	04-01-65	3,000,000	555,000	54,443	135,000	21,506	2005	420,000	32,937	452,937
STUDENT HOUSING 1966	04-01-66	3,700,000	1,515,000	240,100	235,000	74,235	2006	1,280,000	165,865	1,445,865
EDUCATIONAL FACILITIES 1972-D	11-01-72	350,000	50,000	2,700	25,000	2,025	2002	25,000	675	25,675
Total University of LA at Monroe		10,050,000	2,495,000	319,592	535,000	109,916		1,960,000	209,676	2,169,676
NORTHWESTERN STATE UNIVERSITY										
SERIES 1999	04-01-99	6,850,000	6,535,000	4,543,453	170,000	313,700	2024	6,365,000	4,229,753	10,594,753
Total Northwestern State University		6,850,000	6,535,000	4,543,453	170,000	313,700		6,365,000	4,229,753	10,594,753
SOUTHEASTERN LOUISIANA UNIVERSITY										
PARKING REVENUE 1996	04-26-96	1,180,000	680,000	138,449	120,000	44,200	2006	560,000	94,249	654,249
REVENUE REFUNDING BONDS	03-12-98	2,400,000	1,225,000	139,815	315,000	66,308	2004	910,000	73,507	983,507
STUDENT RECREATION CENTER	06-30-98	7,690,000	7,030,000	3,929,930	240,000	337,017	2020	6,790,000	3,592,913	10,382,913
UFI BONDS	06-27-00	15,945,000	15,945,000	10,490,671	190,000	604,992	2027	15,755,000	9,885,679	25,640,679
Total Southeastern Louisiana University		27,215,000	24,880,000	14,698,865	865,000	1,052,517		24,015,000	13,646,348	37,661,348
SOUTHERN UNIVERSITY SYSTEM										
STUDENT UNION BUILDING 1974	02-15-74	1,400,000	300,000	38,125	95,000	18,750	2004	205,000	19,375	224,375
TRACK RESURFACING BONDS 1993	11-01-93	650,000	470,000	224,375	31,000	34,660	2013	439,000	189,715	628,715
Total Southern University System		2,050,000	770,000	262,500	126,000	53,410		644,000	209,090	853,090
LSU HEALTH SCIENCES CENTER										
DAYCARE CENTER	01-01-00	4,236,456	4,236,456	5,312,662	260,240	2031	4,236,456	5,052,422	9,288,878	
FITNESS FACILITY	01-01-00	3,421,496	3,421,496	4,290,674	210,178	2031	3,421,496	4,080,496	7,501,992	
NURSING DORM	01-01-00	5,702,048	5,702,048	7,150,566	350,269	2031	5,702,048	6,800,297	12,502,345	
REFUNDING 1962 BOND	01-01-00	400,000	200,000	9,300	100,000	2002	100,000	-	100,000	
PARKING LOT ACQUISITION	01-01-00	2,150,000	2,150,000	2,699,639	132,108	2031	2,150,000	2,567,531	4,717,531	
Total LSU Health Sciences Center		15,910,000	15,710,000	19,462,841	100,000	962,095		15,610,000	18,500,746	34,110,746
TOTAL COLLEGES AND UNIVERSITY FUND TYPE NOT PAID BY THE STATE										
TREASURERS -REVENUE BONDS		296,806,000	232,451,000	152,965,391	11,532,000	12,177,435		220,919,000	140,787,956	361,706,956
GRAND TOTAL BEFORE DISCRETE FUNDS		4,581,332,098	2,912,360,047	1,283,558,966	264,527,208	138,000,044		2,647,832,839	1,145,558,922	3,793,391,761

**STATE OF LOUISIANA
SCHEDULE OF BONDED INDEBTEDNESS
JUNE 30, 2002**

	DATE OF ISSUE	ORIGINAL AMOUNT OF ISSUE	BALANCE TO FINAL MATURITY AS OF JUNE 30, 2001		PAYMENTS JULY 1, 2001 - JUNE 30, 2002		FINAL MATURITY DATE	BALANCE TO FINAL MATURITY AS OF JUNE 30, 2002		
			PRINCIPAL	INTEREST	PRINCIPAL	INTEREST		PRINCIPAL	INTEREST	TOTAL
ENTITIES DISCRETELY REPORTED:										
Louisiana Stadium and Exposition District										
REFUNDING ISSUE 1994A*	03-01-94	63,500,000	11,800,000	2,866,242	1,200,000	638,774	2009	10,600,000	2,227,468	12,827,468
TAX REVENUE BONDS SERIES 1995A*	04-01-95	14,150,000	3,125,000	829,961	285,000	160,632	2010	2,840,000	669,329	3,509,329
SERIES 1995B*	11-01-95	48,000,000	32,155,000	21,071,006	855,000	1,665,694	2022	31,300,000	19,405,312	50,705,312
SERIES 1996*		76,240,000	8,705,000	1,860,312	900,000	404,335	2009	7,805,000	1,455,977	9,260,977
SERIES 1998B		136,820,000	136,820,000	130,572,791		6,861,982	2027	136,820,000	123,710,809	260,530,809
SERIES 1998A		7,230,000	6,520,000	2,008,944	470,000	344,628	2010	6,050,000	1,664,316	7,714,316
Total Louisiana Stadium and Exposition District		345,940,000	199,125,000	159,209,256	3,710,000	10,076,045		195,415,000	149,133,211	344,548,211
* \$137,065,000 was refunded										
Greater New Orleans Expressway Commission:										
BOND*		66,690,000	55,810,000	32,257,125	-	3,306,075	2016	55,810,000	28,951,050	84,761,050
2000 BOND	11-1-99	15,000,000	14,400,000	6,949,630	-	707,450	2016	14,400,000	6,242,180	20,642,180
Total Greater New Orleans Expressway Commission		81,690,000	70,210,000	39,206,755	-	4,013,525		70,210,000	35,193,230	105,403,230
Levee Districts:										
LAKE BORGNE LEVEE DISTRICT 1993	09-01-93	5,820,000	4,485,000	1,167,675	455,000	236,722	2009	4,030,000	930,953	4,960,953
SOUTH LAFOURCHE LEVEE DISTRICT	09-01-94	1,500,000	705,000	113,811	-	21,958	2005	705,000	91,853	796,853
WEST JEFFERSON 1997	01-31-97	1,420,000	880,000	127,380	160,000	40,565	2006	720,000	86,815	806,815
Total Levee Districts		8,740,000	6,070,000	1,408,866	615,000	299,245		5,455,000	1,109,621	6,564,621
*In September, 1993 \$4,930,000 was refunded. The 1993 bonds included the refunding series.										
Orleans Levee:										
ORLEANS LEVEE DISTRICT-1973A	04-01-74	1,048,836	200,000	16,470	65,000	9,045	2003	135,000	7,425	142,425
ORLEANS LEVEE IMPROVEMENT 1986	08-27-86	64,920,000	48,255,000	23,411,614	2,080,000	2,809,293	2015	46,175,000	20,602,321	66,777,321
ORLEANS CAPITAL RECOVERY-1988A	03-04-88	25,000,000	24,155,000	3,593,056	-	845,425	2008	24,155,000	2,747,631	26,902,631
PUBLIC IMPROVEMENT	08-27-86	36,225,000	29,845,000	15,514,180	1,195,000	1,740,226	2015	28,650,000	13,773,954	42,423,954
ORLEANS LEVEE IMPROVEMENT-1997	10-26-96	6,775,000	5,710,000	2,728,900	305,000	300,105	2014	5,405,000	2,428,795	7,833,795
PUBLIC IMPROVEMENT 1997	11-01-96	2,795,000	2,385,000	1,234,915	115,000	125,685	2015	2,270,000	1,109,230	3,379,230
Total Orleans Levee District		136,763,836	110,550,000	46,499,135	3,760,000	5,829,779		106,790,000	40,669,356	147,459,356
In fiscal year 01-02, the levee had unamortized discounts and loss of \$332,000										
Greater Baton Rouge Port Commission:										
Series 1999A		5,700,000	5,535,000	3,431,482	170,000	320,560	2019	5,365,000	3,110,922	8,475,922
Series 1999B		3,300,000	3,205,000	1,907,724	100,000	178,600	2019	3,105,000	1,729,124	4,834,124
Total Greater Baton Rouge Port Commission Bonds		9,000,000	8,740,000	5,339,206	270,000	499,160		8,470,000	4,840,046	13,310,046
In fiscal year 01-02, the port had unamortized fees of \$153,000										
Tobacco Settlement Financing Corporation (1):										
Series 2002		1,174,020,000	1,174,020,000	767,203,484	-	-	2039	1,174,020,000	767,203,484	1,941,223,484
Total Tobacco Settlement Financing Corporation		1,174,020,000	1,174,020,000	767,203,484	-	-		1,174,020,000	767,203,484	1,941,223,484
(1) Amounts are tentative and will be changed when the final amortization schedules are received										
Louisiana Housing Finance Agency										
Series 2001	08-22-01	9,500,000	9,500,000	3,616,645	-	-	2017	9,500,000	3,616,645	13,116,645

**STATE OF LOUISIANA
SCHEDULE OF BONDED INDEBTEDNESS
JUNE 30, 2002**

	DATE OF ISSUE	ORIGINAL AMOUNT OF ISSUE	BALANCE TO FINAL MATURITY AS OF JUNE 30, 2001		PAYMENTS JULY 1, 2001 - JUNE 30, 2002		FINAL MATURITY DATE	BALANCE TO FINAL MATURITY AS OF JUNE 30, 2002		
			PRINCIPAL	INTEREST	PRINCIPAL	INTEREST		PRINCIPAL	INTEREST	TOTAL
Total Louisiana Housing Finance Agency		9,500,000	9,500,000	3,616,645	-	-		9,500,000	3,616,645	13,116,645
Sabine River Authority:										
Series 1964 and 1994		16,500,000	2,120,000	125,050	685,000	67,040	2004	1,435,000	58,010	1,493,010
Series 1999	03-01-99	10,000,000	9,505,000	3,527,520	525,000	456,240	2014	8,980,000	3,071,280	12,051,280
Total Sabine River Authority		26,500,000	11,625,000	3,652,570	1,210,000	523,280		10,415,000	3,129,290	13,544,290
TOTAL ENTITIES DISCRETELY REPORTED		1,792,153,836	1,589,840,000	1,026,135,917	9,565,000	21,241,034		1,580,275,000	1,004,894,883	2,585,169,883
GRAND TOTAL ALL TYPES		6,373,485,934	4,502,200,047	2,309,694,883	274,092,208	159,241,078		4,228,107,839	2,150,453,805	6,378,561,644
Issues through LA Public Facilities Authority:										
1996-Equipment Leasing		21,880,000	10,625,000	1,345,159	1,935,000	466,435	2005	8,690,000	878,724	9,568,724
1999-Public Safety Complex		55,000,000	53,245,000	29,225,663	1,800,000	2,569,266	2019	51,445,000	26,656,397	78,101,397
2001 Public Safety JESTC		37,800,000	37,800,000	22,744,849	-	639,249	2021	37,800,000	22,105,600	59,905,600
2002 Public Safety Fire Marshal's HQ		5,255,000	5,255,000	2,408,207	-	72,895	2014	5,255,000	2,335,312	7,590,312
Total issues through LPFA		119,935,000	106,925,000	55,723,878	3,735,000	3,747,845		103,190,000	51,976,033	155,166,033

STATE OF LOUISIANA
DEBT SERVICE REQUIREMENTS TO MATURITY
GENERAL OBLIGATION BONDS
TO BE PAID FROM BOND SECURITY AND REDEMPTION FUND
TOTAL PRINCIPAL AND INTEREST
FISCAL YEAR ENDING JUNE 30, 2002


(EXPRESSED IN THOUSANDS)

FISCAL YEAR	GENERAL OBLIGATION BONDS	HIGHER EDUCATION FACILITIES	TOTAL DEBT SERVICE REQUIREMENTS	LESS: REIMBURSEMENTS FROM COLLEGES AND UNIVERSITIES AND PORT OF NEW ORLEANS	LESS: REIMBURSEMENTS FROM PARISH POLICE JURIES	LESS: REIMBURSEMENTS FROM DEPT. OF TRANSPORTATION AND DEVELOPMENT AND MISCELLANEOUS	TOTAL DEBT SERVICE REQUIREMENTS LESS REIMBURSEMENT CONTRACTS
2002-03	\$ 298,888	\$ 23	\$ 298,911	\$ 777	\$ 16	\$ 4,188	\$ 293,930
2003-04	291,857	-	291,857	766	2	4,180	286,909
2004-05	271,021	-	271,021	669	1	4,180	266,171
2005-06	214,562	-	214,562	283	1	4,179	210,099
2006-07	180,194	-	180,194	292	-	4,181	175,721
2007-08	166,871	-	166,871	289	-	4,189	162,393
2008-09	166,717	-	166,717	279	-	4,087	162,351
2009-10	166,589	-	166,589	285	-	3,838	162,466
2010-11	166,426	-	166,426	280	-	3,839	162,307
2011-12	148,009	-	148,009	279	-	3,837	143,893
2012-13	127,621	-	127,621	33	-	362	127,226
2013-14	127,464	-	127,464	37	-	93	127,334
2014-15	101,285	-	101,285	-	-	93	101,192
2015-16	83,527	-	83,527	-	-	39	83,488
2016-17	83,647	-	83,647	-	-	39	83,608
2017-18	64,817	-	64,817	-	-	-	64,817
2018-19	47,929	-	47,929	-	-	-	47,929
2019-20	48,054	-	48,054	-	-	-	48,054
2020-21	48,261	-	48,261	-	-	-	48,261
2021-22	19,893	-	19,893	-	-	-	19,893
	<u>\$ 2,823,632</u>	<u>\$ 23</u>	<u>\$ 2,823,655</u>	<u>\$ 4,269</u>	<u>\$ 20</u>	<u>\$ 41,324</u>	<u>\$ 2,778,042</u>

(1) (2) (2)

(1)General Obligation Bonds paid by the State Treasurer from the Bond Security and Redemption Fund subsequently reimbursed by Colleges and Universities and Port of New Orleans to the Treasurer. The debt is reflected in the College and University Fund Statement and Port of New Orleans Fund Statement.

(2)General Obligation Bonds paid by the State Treasurer from the Bond Security and Redemption Fund subsequently reimbursed by the Parish Police Juries, Department of Transportation and Development, Port of New Iberia, South Louisiana Port Commission, and Military Affairs to the Treasurer, Chenault Industrial Air Park, and West Calcasieu Airport Authority.



STATE OF LOUISIANA
DEBT SERVICE REQUIREMENTS TO MATURITY
NON-GENERAL OBLIGATION BONDS WHICH ARE SELF-SUPPORTING
OR PAID FROM SPECIAL TAXES
TOTAL PRINCIPAL AND INTEREST
FISCAL YEAR ENDING JUNE 30, 2002

(EXPRESSED IN THOUSANDS)

FISCAL YEAR	PARISH ROAD FUND	LOUISIANA OFFICE FACILITIES	HEALTH EDUCATION AUTHORITY	LOUISIANA CORRECTIONAL FACILITIES	LOUISIANA AGRICULTURAL FINANCE AUTHORITY	GASOLINE AND FUELS TAX REVENUE BONDS	LPFA PUBLIC SAFETY	CRESCENT CITY CONNECTION DIVISION	TOTAL GOVERNMENTAL ACTIVITIES	LOUISIANA OPPORTUNITY LOAN FUND	LOUISIANA OFFICE FACILITIES	TOTAL BUSINESS-TYPE ACTIVITIES
2002 - 2003	\$ 614	\$ 14,903	\$ 730	\$ 17,808	\$ 939	\$ 1,482	\$ 7,962	\$ 2,979	\$ 47,417	\$ 713	\$ 4,979	\$ 5,692
2003 - 2004	615	14,898	766	18,045	935	33,181	8,079	2,984	79,503	646	8,580	9,226
2004 - 2005	909	14,893	770			33,144	8,055	2,980	60,751	555	13,464	14,019
2005 - 2006		14,892	803				8,074	2,985	26,754	464	8,369	8,833
2006 - 2007		14,892	788				8,058	2,982	26,720	300	8,363	8,663
2007 - 2008		14,889	836				8,062	2,982	26,769	291	8,366	8,657
2008 - 2009		14,886	840				8,050	2,982	26,758	292	8,368	8,660
2009 - 2010		14,883	666				8,043	2,980	26,572		8,365	8,365
2010 - 2011		13,222	645				8,044	2,981	24,892		8,365	8,365
2011 - 2012		13,223	622				8,031	2,980	24,856		8,369	8,369
2012 - 2013		13,221	648				8,031	2,976	24,876		8,369	8,369
2013 - 2014		13,221	645				7,365		21,231		8,358	8,358
2014 - 2015		13,225	645				7,315		21,185		8,359	8,359
2015 - 2016		13,223	643				7,316		21,182		8,359	8,359
2016 - 2017		13,220	643				7,305		21,168		8,356	8,356
2017 - 2018		13,219	647				7,299		21,165		8,355	8,355
2018 - 2019		13,219	645				7,285		21,149		8,363	8,363
2019 - 2020			647				7,276		7,923		8,346	8,346
2020 - 2021			647				2,979		3,626		8,353	8,353
2021 - 2022			647				2,972		3,619			
2022 - 2023			642						642			
2023 - 2024			645						645			
2024 - 2025			645						645			
2025 - 2026			643						643			
2026 - 2027			644						644			
2027 - 2028			645						645			
2028 - 2029			647						647			
2029 - 2030			647						647			
2030 - 2031			675						675			
	<u>\$ 2,138</u>	<u>\$ 238,129</u>	<u>\$ 19,756</u>	<u>\$ 35,853</u>	<u>\$ 1,874</u>	<u>\$ 67,807</u>	<u>\$ 145,601</u>	<u>\$ 32,791</u>	<u>\$ 543,949</u>	<u>\$ 3,261</u>	<u>\$ 160,806</u>	<u>\$ 164,067</u>
	(1)	(1)		(1)	(1)							

(1) Reflected in Long Term Debt Account Group.

STATE OF LOUISIANA
DEBT SERVICE REQUIREMENTS TO MATURITY
NON-GENERAL OBLIGATION BONDS WHICH ARE SELF-SUPPORTING
OR PAID FROM SPECIAL TAXES - DISCRETE PRESENTATION
TOTAL PRINCIPAL AND INTEREST
FISCAL YEAR ENDING JUNE 30, 2002

(EXPRESSED IN THOUSANDS)


FISCAL YEAR	LOUISIANA SUPERDOME	LEVEE DISTRICTS	ORLEANS LEVEE DISTRICT	COLLEGES AND UNIVERSITIES	GREATER BATON ROUGE PORT COMMISSION	GREATER NEW ORLEANS EXPRESSWAY COMMISSION	SABINE RIVER AUTHORITY	TOBACCO SETTLEMENT FINANCING CORP.(1)	LOUISIANA HOUSING FINANCE AGENCY	TOTAL DISCRETE ENTITIES
2002 - 2003	\$ 13,781	\$ 697	\$ 9,275	\$ 20,899	\$ 914	\$ 9,662	\$ 1,728	\$ 104,823	\$ 916	\$ 56,956
2003 - 2004	13,783	1,083	9,677	24,338	755	6,839	1,730	92,586	905	58,205
2004 - 2005	13,782	1,100	9,621	23,219	753	6,832	993	93,609	898	56,300
2005 - 2006	13,781	897	33,185	22,990	750	6,847	992	94,844	891	79,442
2006 - 2007	13,782	693	8,858	22,066	743	6,838	996	96,082	882	53,976
2007 - 2008	13,781	695	8,539	21,678	744	6,854	999	579,356	850	53,290
2008 - 2009	13,776	701	8,895	21,794	734	6,838	1,004		852	53,742
2009 - 2010	13,780	699	9,304	19,624	734	6,845	1,008		853	51,994
2010 - 2011	13,783		9,246	19,532	731	6,852	1,015		858	51,159
2011 - 2012	13,785		9,167	13,083	733	6,830	1,020		862	44,618
2012 - 2013	13,783		8,714	12,620	733	6,831	1,027	619,408	848	43,708
2013 - 2014	13,777		9,228	12,251	737	6,830	1,032		857	43,855
2014 - 2015	13,783		9,789	9,926	733	6,832			870	41,063
2015 - 2016	13,783		3,630	9,880	733	6,835			882	34,861
2016 - 2017	13,782			9,744	736	6,837			892	31,099
2017 - 2018	13,783			9,744	732			260,515		24,259
2018 - 2019	13,781			9,087	738					23,606
2019 - 2020	13,782			9,114	730					23,626
2020 - 2021	13,783			8,534						22,317
2021 - 2022	13,785			8,554						22,339
2022 - 2023	13,784			8,590						22,374
2023 - 2024	13,780			8,581						22,361
2024 - 2025	13,781			8,081						21,862
2025 - 2026	13,782			8,141						21,923
2026 - 2027	13,786			7,197						20,983
2027 - 2028				4,585						4,585
2028 - 2029				4,035						4,035
2029 - 2030				4,044						4,044
2030 - 2031				4,045						4,045
	<u>\$ 344,549</u>	<u>\$ 6,565</u>	<u>\$ 147,128</u>	<u>\$ 365,976</u>	<u>\$ 13,463</u>	<u>\$ 105,402</u>	<u>\$ 13,544</u>	<u>\$ 1,941,223</u>	<u>\$ 13,116</u>	<u>\$ 996,627</u>

(1) Amounts are tentative and will be changed when the final amortization schedules are available.

STATE OF LOUISIANA
NOTES PAYABLE REQUIREMENTS TO MATURITY
ALL ENTITIES
FISCAL YEAR ENDING JUNE 30, 2002

(EXPRESSED IN THOUSANDS)

FISCAL YEAR	LOUISIANA STATE UNIVERSITY SYSTEM	UNIVERSITY OF LOUISIANA SYSTEM	LOUISIANA HOUSING FINANCE AGENCY	PRIVATE SECURITY EXAMINERS	DISCRETE ENTITIES GRAND TOTAL	DEPARTMENT OF AGRICULTURE	CERTIFIED SUBSTANCE ABUSE COUNSELORS	BUSINESS TYPE ACTIVITIES TOTAL
2002-03	\$ 7,572	\$ 712	\$ 64,975	\$ 54	\$ 73,313	\$ 7,316	\$ 1	\$ 7,317
2003-04	3,700	690		39	4,429	8,000	22	8,022
2004-05	3,404	606		38	4,048	8,000		8,000
2005-06	3,352	178		37	3,567	2,406		2,406
2006-07	3,242	177		38	3,457			-
2008-12	9,309	3,286		117	12,712			-
	<u>\$ 30,579</u>	<u>\$ 5,649</u>	<u>\$ 64,975</u>	<u>\$ 323</u>	<u>\$ 101,526</u>	<u>\$ 25,722</u>	<u>\$ 23</u>	<u>\$ 25,745</u>



STATE OF LOUISIANA
 ALL SPECIAL REVENUE FUNDS
 COMBINING SCHEDULE OF REVENUES, EXPENDITURES,
 AND CHANGES IN FUND BALANCES-BUDGET AND ACTUAL
 (NON-GAAP BASIS)
 FOR THE YEAR ENDED JUNE 30, 2002

(EXPRESSED IN THOUSANDS)	FEDERAL ENERGY SETTLEMENT FUND			LOUISIANA TOURISM PROMOTION DISTRICT		
	BUDGET	ACTUAL	VARIANCE FAVORABLE (UNFAVORABLE)	BUDGET	ACTUAL	VARIANCE FAVORABLE (UNFAVORABLE)
REVENUES:						
INTERGOVERNMENTAL REVENUES	\$ -	\$ -	\$ -	\$ -	\$ -	\$ -
TAXES	-	-	-	17,000	19,394	2,394
USE OF MONEY AND PROPERTY	21,667	2,328	(19,339)	-	26	26
LICENSES, PERMITS, AND FEES	-	-	-	-	-	-
SALES OF COMMODITIES AND SERVICES	-	-	-	-	-	-
OTHER	-	332	332	-	4	4
TOTAL REVENUES	21,667	2,660	(19,007)	17,000	19,424	2,424
EXPENDITURES:						
OTHER	-	-	-	-	-	-
INTERGOVERNMENTAL	-	-	-	-	-	-
TOTAL EXPENDITURES	-	-	-	-	-	-
EXCESS (DEFICIENCY) OF REVENUES OVER EXPENDITURES	21,667	2,660	(19,007)	17,000	19,424	2,424
OTHER FINANCING SOURCES (USES):						
OPERATING TRANSFERS IN - PRIMARY GOVERNMENT	-	12,781	12,781	-	-	-
OPERATING TRANSFERS OUT - PRIMARY GOVERNMENT	(21,667)	(9,456)	12,211	(17,000)	(20,030)	(3,030)
TOTAL OTHER FINANCING SOURCES (USES)	(21,667)	3,325	24,992	(17,000)	(20,030)	(3,030)
EXCESS (DEFICIENCY) OF REVENUES AND OTHER FINANCING SOURCES OVER EXPENDITURES AND OTHER USES	\$ -	\$ 5,985	\$ 5,985	\$ -	\$ (606)	\$ (606)

MARSH ISLAND OPERATING FUND			PARISH ROAD ROYALTY FUND			RETIREMENT SYSTEM INSURANCE PROCEEDS FUND		
BUDGET	ACTUAL	VARIANCE FAVORABLE (UNFAVORABLE)	BUDGET	ACTUAL	VARIANCE FAVORABLE (UNFAVORABLE)	BUDGET	ACTUAL	VARIANCE FAVORABLE (UNFAVORABLE)
\$ -	\$ -	\$ -	\$ -	\$ -	\$ -	\$ -	\$ -	\$ -
-	-	-	-	-	-	-	-	-
804	295	(509)	27,500	28,581	1,081	-	-	-
-	-	-	-	-	-	32,300	31,286	(1,014)
-	-	-	-	-	-	-	-	-
-	-	-	-	-	-	-	-	-
<u>804</u>	<u>295</u>	<u>(509)</u>	<u>27,500</u>	<u>28,581</u>	<u>1,081</u>	<u>32,300</u>	<u>31,286</u>	<u>(1,014)</u>
-	-	-	-	-	-	32,300	31,286	1,014
-	-	-	27,500	28,362	(862)	-	-	-
-	-	-	27,500	28,362	(862)	32,300	31,286	1,014
<u>804</u>	<u>295</u>	<u>(509)</u>	<u>-</u>	<u>219</u>	<u>219</u>	<u>-</u>	<u>-</u>	<u>-</u>
-	1,283	1,283	-	395	395	-	-	-
(804)	(1,578)	(774)	-	(614)	(614)	-	-	-
<u>(804)</u>	<u>(295)</u>	<u>509</u>	<u>-</u>	<u>(219)</u>	<u>(219)</u>	<u>-</u>	<u>-</u>	<u>-</u>
<u>\$ -</u>	<u>\$ -</u>	<u>\$ -</u>	<u>\$ -</u>	<u>\$ -</u>	<u>\$ -</u>	<u>\$ -</u>	<u>\$ -</u>	<u>\$ -</u>

STATE OF LOUISIANA
 ALL SPECIAL REVENUE FUNDS
 COMBINING SCHEDULE OF REVENUES, EXPENDITURES,
 AND CHANGES IN FUND BALANCES-BUDGET AND ACTUAL
 (NON-GAAP BASIS)
 FOR THE YEAR ENDED JUNE 30, 2002

(EXPRESSED IN THOUSANDS)


	ROCKEFELLER REFUGE FUND			SEVERANCE TAX FUND		
	BUDGET	ACTUAL	VARIANCE FAVORABLE (UNFAVORABLE)	BUDGET	ACTUAL	VARIANCE FAVORABLE (UNFAVORABLE)
REVENUES:						
INTERGOVERNMENTAL REVENUES	\$ -	\$ -	\$ -	\$ -	\$ -	\$ -
TAXES	-	-	-	-	-	-
USE OF MONEY AND PROPERTY	5,188	2,202	(2,986)	-	-	-
LICENSES, PERMITS, AND FEES	-	-	-	-	-	-
SALES OF COMMODITIES AND SERVICES	-	-	-	-	-	-
OTHER	-	16	16	-	-	-
TOTAL REVENUES	<u>5,188</u>	<u>2,218</u>	<u>(2,970)</u>	<u>-</u>	<u>-</u>	<u>-</u>
EXPENDITURES:						
OTHER	-	-	-	-	-	-
INTERGOVERNMENTAL	-	-	-	47,000	39,858	7,142
TOTAL EXPENDITURES	<u>-</u>	<u>-</u>	<u>-</u>	<u>47,000</u>	<u>39,858</u>	<u>7,142</u>
EXCESS (DEFICIENCY) OF REVENUES OVER EXPENDITURES	<u>5,188</u>	<u>2,218</u>	<u>(2,970)</u>	<u>(47,000)</u>	<u>(39,858)</u>	<u>7,142</u>
OTHER FINANCING SOURCES (USES):						
OPERATING TRANSFERS IN - PRIMARY GOVERNMENT	-	-	-	47,000	39,858	(7,142)
OPERATING TRANSFERS OUT - PRIMARY GOVERNMENT	(5,188)	(3,675)	1,513	-	-	-
TOTAL OTHER FINANCING SOURCES (USES)	<u>(5,188)</u>	<u>(3,675)</u>	<u>1,513</u>	<u>47,000</u>	<u>39,858</u>	<u>(7,142)</u>
EXCESS (DEFICIENCY) OF REVENUES AND OTHER FINANCING SOURCES OVER EXPENDITURES AND OTHER USES	<u>\$ -</u>	<u>\$ (1,457)</u>	<u>\$ (1,457)</u>	<u>\$ -</u>	<u>\$ -</u>	<u>\$ -</u>

STATE HIGHWAY FUND NUMBER TWO			TRANSPORTATION TRUST FUND			WETLANDS CONSERVATION AND RESTORATION FUND		
BUDGET	ACTUAL	VARIANCE FAVORABLE (UNFAVORABLE)	BUDGET	ACTUAL	VARIANCE FAVORABLE (UNFAVORABLE)	BUDGET	ACTUAL	VARIANCE FAVORABLE (UNFAVORABLE)
\$ -	\$ -	\$ -	\$ 445,527	\$ 435,703	\$ (9,824)	\$ -	\$ -	\$ -
-	-	-	-	-	-	-	-	-
-	-	-	-	1,502	1,502	-	710	710
10,000	10,254	254	-	-	-	-	-	-
-	-	-	-	-	-	-	-	-
-	-	-	-	-	-	-	-	-
<u>10,000</u>	<u>10,254</u>	<u>254</u>	<u>445,527</u>	<u>437,205</u>	<u>(8,322)</u>	<u>-</u>	<u>710</u>	<u>710</u>
-	-	-	-	-	-	-	-	-
<u>10,000</u>	<u>10,254</u>	<u>(254)</u>	<u>-</u>	<u>-</u>	<u>-</u>	<u>-</u>	<u>-</u>	<u>-</u>
<u>10,000</u>	<u>10,254</u>	<u>(254)</u>	<u>-</u>	<u>-</u>	<u>-</u>	<u>-</u>	<u>-</u>	<u>-</u>
-	-	-	445,527	437,205	(8,322)	-	710	710
-	-	-	480,040	497,964	17,924	25,000	27,666	2,666
-	-	-	(925,567)	(936,087)	(10,520)	(25,000)	(23,720)	1,280
-	-	-	(445,527)	(438,123)	7,404	-	3,946	3,946
<u>\$ -</u>	<u>\$ -</u>	<u>\$ -</u>	<u>\$ -</u>	<u>\$ (918)</u>	<u>\$ (918)</u>	<u>\$ -</u>	<u>\$ 4,656</u>	<u>\$ 4,656</u>

STATE OF LOUISIANA
 ALL SPECIAL REVENUE FUNDS
 COMBINING SCHEDULE OF REVENUES, EXPENDITURES,
 AND CHANGES IN FUND BALANCES-BUDGET AND ACTUAL
 (NON-GAAP BASIS)
 FOR THE YEAR ENDED JUNE 30, 2002

TOTAL BUDGETED
 SPECIAL REVENUE FUNDS

(EXPRESSED IN THOUSANDS)	TOTAL BUDGETED SPECIAL REVENUE FUNDS		
	BUDGET	ACTUAL	VARIANCE FAVORABLE (UNFAVORABLE)
REVENUES:			
INTERGOVERNMENTAL REVENUES	\$ 445,527	\$ 435,703	\$ (9,824)
TAXES	17,000	19,394	2,394
USE OF MONEY AND PROPERTY	55,159	35,644	(19,515)
LICENSES, PERMITS, AND FEES	42,300	41,540	(760)
SALES OF COMMODITIES AND SERVICES	-	-	-
OTHER	-	352	352
TOTAL REVENUES	559,986	532,683	(27,353)
EXPENDITURES:			
OTHER	32,300	31,286	1,014
INTERGOVERNMENTAL	84,500	78,474	6,026
TOTAL EXPENDITURES	116,800	109,760	7,040
EXCESS (DEFICIENCY) OF REVENUES OVER EXPENDITURES	443,186	422,873	(20,313)
OTHER FINANCING SOURCES (USES):			
OPERATING TRANSFERS IN - PRIMARY GOVERNMENT	527,040	579,947	27,907
OPERATING TRANSFERS OUT - PRIMARY GOVERNMENT	(970,226)	(995,160)	66
TOTAL OTHER FINANCING SOURCES (USES)	(443,186)	(415,213)	27,973
EXCESS (DEFICIENCY) OF REVENUES AND OTHER FINANCING SOURCES OVER EXPENDITURES AND OTHER USES	\$ -	\$ 7,660	\$ 7,660



STATE OF LOUISIANA
INTERNAL SERVICE FUNDS
COMBINING SCHEDULE OF REVENUES, EXPENSES AND CHANGES IN RETAINED EARNINGS
BUDGET AND ACTUAL (NON-GAAP BASIS)
FOR THE YEAR ENDED JUNE 30, 2002

(EXPRESSED IN THOUSANDS)

	ADMINISTRATIVE SERVICES			ADMINISTRATIVE SUPPORT		
	BUDGET	ACTUAL	VARIANCE FAVORABLE (UNFAVORABLE)	BUDGET	ACTUAL	VARIANCE FAVORABLE (UNFAVORABLE)
OPERATING REVENUES:						
SALES OF COMMODITIES AND SERVICES	\$ 5,518	\$ 5,041	\$ (477)	\$ 2,927	\$ 2,919	\$ (8)
TOTAL OPERATING REVENUES	5,518	5,041	(477)	2,927	2,919	(8)
OPERATING EXPENSES:						
PERSONAL SERVICES	1,529	1,485	44	384	366	18
TRAVEL	4	1	3	5	-	5
OPERATING SERVICES	817	700	117	634	479	155
SUPPLIES	3,056	1,524	1,532	1,901	1,719	182
PROFESSIONAL SERVICES	-	-	-	-	-	-
CAPITAL OUTLAY	112	46	66	-	-	-
INTERAGENCY TRANSFERS	-	-	-	-	-	-
OTHER	-	-	-	3	-	3
TOTAL OPERATING EXPENSES	5,518	3,756	1,762	2,927	2,564	363
EXCESS(DEFICIENCY) OF APPROPRIATED REVENUES OVER APPROPRIATED EXPENSES(Budget Basis)						
	-	1,285	1,285	-	355	355
RECONCILING ITEMS:						
CASH CARRYOVER		(660)			(397)	
USE OF MONEY AND PROPERTY		17			13	
DEPRECIATION		(222)			(25)	
PAYROLL ACCRUAL					-	
COMPENSATED ABSENCES ADJUSTMENT		(14)			(1)	
CAPITAL OUTLAY		46			-	
DISPOSAL OF FIXED ASSETS		(2)			-	
CHANGE IN INVENTORY		(160)			13	
INTEREST EXPENSE		(9)			(1)	
BAD DEBTS EXPENSE		-			-	
PREPAID EXPENSES		2			-	
PRINCIPAL PAYMENT		98			26	
ACCOUNTS RECEIVABLE ADJUSTMENT		(758)			11	
ACCOUNTS PAYABLE/ESTIMATED LIABILITIES ADJUSTMENT		-			-	
OTHER		8			3	
EXCESS(DEFICIENCY) OF APPROPRIATED REVENUES OVER APPROPRIATED EXPENSES (GAAP Basis)						
	\$	\$ (369)	\$	\$	\$ (3)	\$

CENTRAL REGIONAL LAUNDRY			FLIGHT MAINTENANCE OPERATIONS			JACKSON REGIONAL LAUNDRY		
BUDGET	ACTUAL	VARIANCE FAVORABLE (UNFAVORABLE)	BUDGET	ACTUAL	VARIANCE FAVORABLE (UNFAVORABLE)	BUDGET	ACTUAL	VARIANCE FAVORABLE (UNFAVORABLE)
\$ 1,158	\$ 1,084	\$ (74)	\$ 1,820	\$ 1,413	\$ (407)	\$ 1,133	\$ 1,006	\$ (127)
<u>1,158</u>	<u>1,084</u>	<u>(74)</u>	<u>1,820</u>	<u>1,413</u>	<u>(407)</u>	<u>1,133</u>	<u>1,006</u>	<u>(127)</u>
536	403	133	242	219	23	656	668	(12)
-	-	-	1	-	1	3	-	3
157	86	71	27	26	1	199	83	116
204	86	118	1,497	761	736	209	132	77
10	-	10	-	-	-	-	-	-
100	78	22	53	2	51	43	7	36
-	-	-	-	-	-	-	2	(2)
151	7	144	-	-	-	23	20	3
<u>1,158</u>	<u>660</u>	<u>498</u>	<u>1,820</u>	<u>1,008</u>	<u>812</u>	<u>1,133</u>	<u>912</u>	<u>221</u>
-	424	424	-	405	405	-	94	94
	(573)			(390)			(57)	
	14			9			-	
	(52)			(5)			(81)	
	(1)			1			(8)	
	73			-			7	
	-			-			(4)	
	2			6			(10)	
	-			-			-	
	-			-			-	
	-			-			-	
	-			-			45	
	-			28			-	
	-			-			-	
	(8)			-			40	
<u>\$</u>	<u>\$ (121)</u>	<u>\$</u>	<u>\$</u>	<u>\$ 54</u>	<u>\$</u>	<u>\$</u>	<u>\$ 26</u>	<u>\$</u>

STATE OF LOUISIANA
INTERNAL SERVICE FUNDS
COMBINING SCHEDULE OF REVENUES, EXPENSES AND CHANGES IN RETAINED EARNINGS
BUDGET AND ACTUAL (NON-GAAP BASIS)
FOR THE YEAR ENDED JUNE 30, 2002

(EXPRESSED IN THOUSANDS)

	OFFICE OF TELECOMMUNICATIONS MANAGEMENT			NATURAL RESOURCES COPY AND PUBLICATIONS CENTER		
	BUDGET	ACTUAL	VARIANCE FAVORABLE (UNFAVORABLE)	BUDGET	ACTUAL	VARIANCE FAVORABLE (UNFAVORABLE)
OPERATING REVENUES:						
SALES OF COMMODITIES AND SERVICES	\$ 54,600	\$ 56,908	\$ 2,308	\$ -	\$ -	\$ -
TOTAL OPERATING REVENUES	54,600	56,908	2,308	-	-	-
OPERATING EXPENSES:						
PERSONAL SERVICES	4,575	4,522	53	-	-	-
TRAVEL	35	23	12	-	-	-
OPERATING SERVICES	1,132	1,110	22	-	-	-
SUPPLIES	52	42	10	-	-	-
PROFESSIONAL SERVICES	51	49	2	-	-	-
CAPITAL OUTLAY	55	45	10	-	-	-
INTERAGENCY TRANSFERS	-	-	-	-	-	-
OTHER	48,700	47,877	823	-	-	-
TOTAL OPERATING EXPENSES	54,600	53,668	932	-	-	-
EXCESS(DEFICIENCY) OF APPROPRIATED REVENUES OVER APPROPRIATED EXPENSES(Budget Basis)						
	-	3,240	3,240	-	-	-
RECONCILING ITEMS:						
CASH CARRYOVER		(5,874)			-	
USE OF MONEY AND PROPERTY		22			-	
DEPRECIATION		(725)			-	
PAYROLL ACCRUAL		-			-	
COMPENSATED ABSENCES ADJUSTMENT		(21)			-	
CAPITAL OUTLAY		1,639			-	
DISPOSAL OF FIXED ASSETS		(203)			-	
CHANGE IN INVENTORY		-			-	
INTEREST EXPENSE		(18)			-	
BAD DEBTS EXPENSE		-			-	
PREPAID EXPENSES		-			-	
PRINCIPAL PAYMENT		220			-	
ACCOUNTS RECEIVABLE ADJUSTMENT		852			-	
ACCOUNTS PAYABLE/ESTIMATED LIABILITIES ADJUSTMENT		-			-	
OTHER		(31)			(4)	
EXCESS(DEFICIENCY) OF APPROPRIATED REVENUES OVER APPROPRIATED EXPENSES (GAAP Basis)						
	\$	\$ (899)	\$	\$	\$ (4)	\$

TOTAL BUDGETED
INTERNAL SERVICE FUNDS

BUDGET	ACTUAL	VARIANCE FAVORABLE (UNFAVORABLE)
\$ 67,156	\$ 68,371	\$ 1,215
<u>67,156</u>	<u>68,371</u>	<u>1,215</u>
7,922	7,663	259
48	24	24
2,966	2,484	482
6,919	4,264	2,655
61	49	12
363	178	185
-	2	(2)
<u>48,877</u>	<u>47,904</u>	<u>973</u>
<u>67,156</u>	<u>62,568</u>	<u>4,588</u>
<u>-</u>	<u>5,803</u>	<u>5,803</u>
	(7,951)	
	75	
	(1,110)	
	-	
	(44)	
	1,765	
	(209)	
	(149)	
	(28)	
	-	
	2	
	389	
	133	
	-	
	<u>8</u>	
<u>\$</u>	<u>\$ (1,316)</u>	<u>\$</u>

STATE OF LOUISIANA
ENTERPRISE FUNDS
COMBINING SCHEDULE OF REVENUES AND EXPENSES
BUDGET AND ACTUAL (NON-GAAP BASIS)
FOR THE YEAR ENDED JUNE 30, 2002

(EXPRESSED IN THOUSANDS)

	LOUISIANA FEDERAL PROPERTY ASSISTANCE AGENCY			LOUISIANA PROPERTY ASSISTANCE AGENCY		
	BUDGET	ACTUAL	VARIANCE FAVORABLE (UNFAVORABLE)	BUDGET	ACTUAL	VARIANCE FAVORABLE (UNFAVORABLE)
OPERATING REVENUES:						
INTERGOVERNMENTAL REVENUES	\$ -	\$ -	\$ -	\$ -	\$ -	\$ -
SALES OF COMMODITIES AND SERVICES	1,768	1,941	173	3,659	5,106	1,447
OTHER	-	-	-	-	-	-
TOTAL OPERATING REVENUES	<u>1,768</u>	<u>1,941</u>	<u>173</u>	<u>3,659</u>	<u>5,106</u>	<u>1,447</u>
OPERATING EXPENSES:						
PERSONAL SERVICES	530	463	67	1,394	1,188	206
TRAVEL	35	24	11	32	16	16
OPERATING SERVICES	414	158	256	867	806	61
SUPPLIES	785	338	447	105	84	21
PROFESSIONAL SERVICES	-	-	-	50	22	28
CAPITAL OUTLAY	4	19	(15)	35	8	27
INTERAGENCY TRANSFERS	-	-	-	-	-	-
OTHER	-	-	-	1,176	1,102	74
TOTAL OPERATING EXPENSES	<u>1,768</u>	<u>1,002</u>	<u>766</u>	<u>3,659</u>	<u>3,226</u>	<u>433</u>
OPERATING INCOME (LOSS)	<u>-</u>	<u>939</u>	<u>939</u>	<u>-</u>	<u>1,880</u>	<u>1,880</u>
NONOPERATING REVENUES (EXPENSES):						
USE OF MONEY AND PROPERTY	-	33	33	-	54	54
GAIN (LOSS) ON DISPOSAL OF FIXED ASSETS	-	-	-	-	16	16
FEDERAL GRANTS	-	-	-	-	-	-
INTEREST EXPENSE	-	-	-	-	-	-
OTHER	-	-	-	-	-	-
TOTAL NONOPERATING REVENUES (EXPENSES)	<u>-</u>	<u>33</u>	<u>33</u>	<u>-</u>	<u>70</u>	<u>70</u>
INCOME (LOSS) BEFORE CONTRIBUTIONS AND TRANSFER	<u>-</u>	<u>972</u>	<u>972</u>	<u>-</u>	<u>1,950</u>	<u>1,950</u>
CAPITAL CONTRIBUTIONS	-	-	-	-	4	4
OPERATING TRANSFERS OUT	-	-	-	-	-	-
NET CONTRIBUTIONS AND OPERATING TRANSFERS	<u>-</u>	<u>-</u>	<u>-</u>	<u>-</u>	<u>4</u>	<u>4</u>
BUDGETED INCOME (LOSS)	<u>\$ -</u>	<u>\$ 972</u>	<u>\$ 972</u>	<u>\$ -</u>	<u>\$ 1,954</u>	<u>\$ 1,954</u>
RECONCILING ITEMS:						
CASH CARRYOVER		(976)			(1,557)	
DEPRECIATION		(46)			(325)	
PAYROLL ACCRUAL		-			-	
COMPENSATED ABSENCES ADJUSTMENT		(9)			(16)	
CAPITAL OUTLAY		18			250	
CHANGE IN INVENTORY		(66)			-	
BAD DEBTS EXPENSE		-			-	
PREPAID EXPENSES		-			-	
PRINCIPAL PAYMENT		-			-	
LOAN PRINCIPAL REPAYMENTS INCLUDED IN REVENUE		-			-	
LOAN DISBURSEMENTS INCLUDED IN EXPENSES		-			-	
ACCOUNTS RECEIVABLE ADJUSTMENT		(65)			(19)	
ACCOUNTS PAYABLE/ESTIMATED LIABILITIES ADJUSTMENT		-			(8)	
OTHER		-			(16)	
CHANGE IN NET ASSETS	<u>\$</u>	<u>\$ (172)</u>	<u>\$</u>	<u>\$</u>	<u>\$ 263</u>	<u>\$</u>

MUNICIPAL FACILITIES REVOLVING LOAN FUND			PRISON ENTERPRISES			PUBLIC SAFETY SERVICES CAFETERIAS		
BUDGET	ACTUAL	VARIANCE FAVORABLE (UNFAVORABLE)	BUDGET	ACTUAL	VARIANCE FAVORABLE (UNFAVORABLE)	BUDGET	ACTUAL	VARIANCE FAVORABLE (UNFAVORABLE)
\$ -	\$ -	\$ -	\$ -	\$ -	\$ -	\$ -	\$ -	\$ -
-	-	-	27,587	26,535	(1,052)	1,793	3,076	1,283
<u>45,000</u>	<u>19,393</u>	<u>(25,607)</u>	-	-	-	-	-	-
<u>45,000</u>	<u>19,393</u>	<u>(25,607)</u>	<u>27,587</u>	<u>26,535</u>	<u>(1,052)</u>	<u>1,793</u>	<u>3,076</u>	<u>1,283</u>
-	-	-	3,673	3,804	(131)	551	503	48
-	-	-	67	-	67	1	-	1
-	-	-	2,093	-	2,093	68	57	11
-	-	-	18,779	-	18,779	1,155	1,127	28
-	-	-	403	-	403	18	11	7
-	-	-	1,178	-	1,178	-	-	-
-	-	-	156	-	156	-	-	-
<u>45,000</u>	<u>23,912</u>	<u>21,088</u>	<u>1,238</u>	<u>22,769</u>	<u>(21,531)</u>	-	-	-
<u>45,000</u>	<u>23,912</u>	<u>21,088</u>	<u>27,587</u>	<u>26,573</u>	<u>1,014</u>	<u>1,793</u>	<u>1,698</u>	<u>95</u>
-	(4,519)	(4,519)	-	(38)	(38)	-	1,378	1,378
-	-	-	-	61	61	-	40	40
-	-	-	-	-	-	-	(10)	(10)
-	-	-	-	(221)	(221)	-	-	-
-	(105)	(105)	-	(12)	(12)	-	-	-
-	-	-	-	553	553	-	-	-
-	(105)	(105)	-	381	381	-	30	30
-	(4,624)	(4,624)	-	343	343	-	1,408	1,408
-	9,603	9,603	-	(1)	(1)	-	-	-
-	(891)	(891)	-	-	-	-	-	-
-	8,712	8,712	-	(1)	(1)	-	-	-
<u>\$ -</u>	<u>\$ 4,088</u>	<u>\$ 4,088</u>	<u>\$ -</u>	<u>\$ 342</u>	<u>\$ 342</u>	<u>\$ -</u>	<u>\$ 1,408</u>	<u>\$ 1,408</u>
-	-	-	-	(1,436)	-	-	(1,419)	-
-	-	-	-	(929)	-	-	(58)	-
-	-	-	-	-	-	-	-	-
-	-	-	-	(22)	-	-	(1)	-
-	-	-	-	788	-	-	-	-
-	-	-	-	121	-	-	3	-
-	-	-	-	-	-	-	-	-
-	-	-	-	18	-	-	-	-
-	-	-	-	186	-	-	-	-
-	(9,959)	-	-	-	-	-	-	-
-	23,912	-	-	-	-	-	-	-
-	-	-	-	(407)	-	-	-	-
-	-	-	-	-	-	-	-	-
-	-	-	-	178	-	-	1	-
<u>\$ -</u>	<u>\$ 18,041</u>	<u>\$ -</u>	<u>\$ -</u>	<u>\$ (1,161)</u>	<u>\$ -</u>	<u>\$ -</u>	<u>\$ (66)</u>	<u>\$ -</u>

STATE OF LOUISIANA
ENTERPRISE FUNDS
COMBINING SCHEDULE OF REVENUES AND EXPENSES
BUDGET AND ACTUAL (NON-GAAP BASIS)
FOR THE YEAR ENDED JUNE 30, 2002

(EXPRESSED IN THOUSANDS)

	DONALD J. THIBODEAUX TRAINING COMPLEX			TOTAL BUDGETED ENTERPRISE FUNDS		
	BUDGET	ACTUAL	VARIANCE FAVORABLE (UNFAVORABLE)	BUDGET	ACTUAL	VARIANCE FAVORABLE (UNFAVORABLE)
OPERATING REVENUES:						
INTERGOVERNMENTAL REVENUES	\$ 7,803	\$ 7,213	\$ (590)	\$ 7,803	\$ 7,213	\$ (590)
SALES OF COMMODITIES AND SERVICES	3,466	3,817	351	38,273	40,475	2,202
OTHER	-	-	-	45,000	19,393	(25,607)
TOTAL OPERATING REVENUES	<u>11,269</u>	<u>11,030</u>	<u>(239)</u>	<u>91,076</u>	<u>67,081</u>	<u>(23,995)</u>
OPERATING EXPENSES:						
PERSONAL SERVICES	1,280	1,262	18	7,428	7,220	208
TRAVEL	63	61	2	198	101	97
OPERATING SERVICES	517	504	13	3,959	1,525	2,434
SUPPLIES	471	468	3	21,295	2,017	19,278
PROFESSIONAL SERVICES	19	19	-	490	52	438
CAPITAL OUTLAY	1,124	954	170	2,341	981	1,360
INTERAGENCY TRANSFERS	-	-	-	156	-	156
OTHER	7,795	6,335	1,460	55,209	54,118	1,091
TOTAL OPERATING EXPENSES	<u>11,269</u>	<u>9,603</u>	<u>1,666</u>	<u>91,076</u>	<u>66,014</u>	<u>25,062</u>
OPERATING INCOME (LOSS)	<u>-</u>	<u>1,427</u>	<u>1,427</u>	<u>-</u>	<u>1,067</u>	<u>1,067</u>
NONOPERATING REVENUES (EXPENSES):						
USE OF MONEY AND PROPERTY	-	12	12	-	200	200
GAIN (LOSS) ON DISPOSAL OF FIXED ASSETS	-	(10)	(10)	-	(4)	(4)
FEDERAL GRANTS	-	-	-	-	(221)	(221)
INTEREST EXPENSE	-	-	-	-	(117)	(117)
OTHER	-	(7)	(7)	-	546	546
TOTAL NONOPERATING REVENUES (EXPENSES)	<u>-</u>	<u>(5)</u>	<u>(5)</u>	<u>-</u>	<u>404</u>	<u>404</u>
INCOME (LOSS) BEFORE CONTRIBUTIONS AND TRANSFERS	<u>-</u>	<u>1,422</u>	<u>1,422</u>	<u>-</u>	<u>1,471</u>	<u>1,471</u>
CAPITAL CONTRIBUTIONS	-	(33)	(33)	-	9,573	9,573
OPERATING TRANSFERS OUT	-	-	-	-	(891)	(891)
NET CONTRIBUTIONS AND OPERATING TRANSFERS	<u>-</u>	<u>(33)</u>	<u>(33)</u>	<u>-</u>	<u>8,682</u>	<u>8,682</u>
BUDGETED INCOME (LOSS)	<u>\$ -</u>	<u>\$ 1,389</u>	<u>\$ 1,389</u>	<u>\$ -</u>	<u>\$ 10,153</u>	<u>\$ 10,153</u>
RECONCILING ITEMS:						
CASH CARRYOVER		(390)			(5,778)	
DEPRECIATION		(1,078)			(2,436)	
PAYROLL ACCRUAL		-			-	
COMPENSATED ABSENCES ADJUSTMENT		(46)			(94)	
CAPITAL OUTLAY		867			1,923	
CHANGE IN INVENTORY		(14)			44	
BAD DEBTS EXPENSE		-			-	
PREPAID EXPENSES		-			18	
PRINCIPAL PAYMENT		-			186	
LOAN PRINCIPAL REPAYMENTS INCLUDED IN REVENUE		-			(9,959)	
LOAN DISBURSEMENTS INCLUDED IN EXPENSES		-			23,912	
ACCOUNTS RECEIVABLE ADJUSTMENT		-			(491)	
ACCOUNTS PAYABLE/ESTIMATED LIABILITIES ADJUSTMENT		-			(8)	
OTHER		28			191	
CHANGE IN NET ASSETS	<u>\$</u>	<u>\$ 756</u>	<u>\$</u>	<u>\$</u>	<u>\$ 17,661</u>	<u>\$</u>