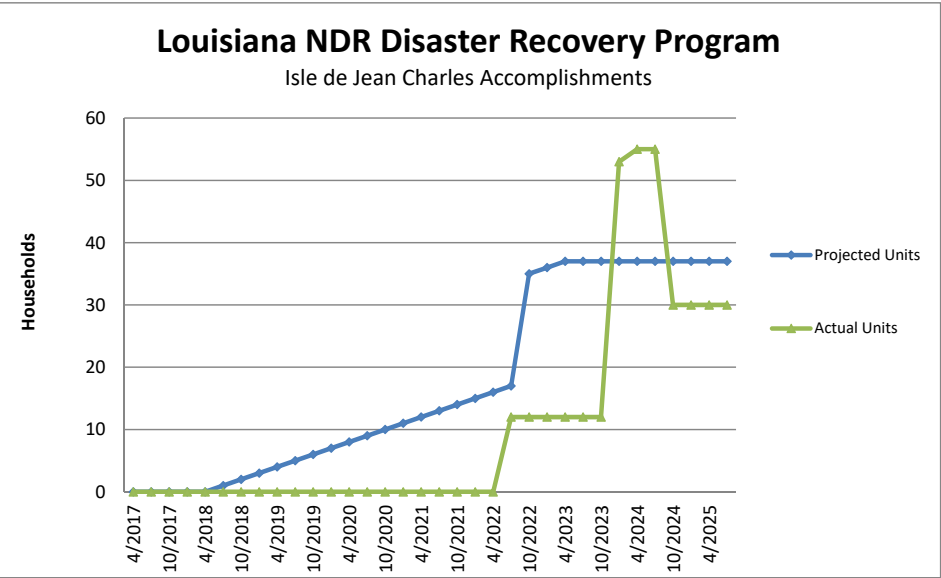


NDR PROJECTIONS BY PROGRAM

Relocation Payment and Assistance (Housing)	4/2017	7/2017	10/2017	1/2018	4/2018	7/2018	10/2018	1/2019	4/2019	7/2019	10/2019	1/2020	4/2020	7/2020
Projected Units	0	0	0	0	0	1	2	3	4	5	6	7	8	9
# of Households (Quarterly Projection)	0	0	0	0	0	1	1	1	1	1	1	1	1	1
Actual Units	0	0	0	0	0	0	0	0	0	0	0	0	0	0
# of Households (Populated from QPR Reporting)	0	0	0	0	0	0	0	0	0	0	0	0	0	0

	10/2020	1/2021	4/2021	7/2021	10/2021	1/2022	4/2022	7/2022	10/2022	1/2023	4/2023	7/2023	10/2023	1/2024
Projected Units	10	11	12	13	14	15	16	17	35	36	37	37	37	37
# of Households (Quarterly Projection)	1	1	1	1	1	1	1	1	18	1	1	0	0	0
Actual Units	0	0	0	0	0	0	0	12	12	12	12	12	12	53
# of Households (Populated from QPR Reporting)	0	0	0	0	0	0	0	12	0	0	0	0	0	41

	4/2024	7/2024	10/2024	1/2025	4/2025	7/2025
Projected Units	37	37	37	37	37	37
# of Households (Quarterly Projection)	0	0	0	0	0	0
Actual Units	55	55	30	30	30	30
# of Households (Populated from QPR Reporting)	2	0	-25	0	0	0

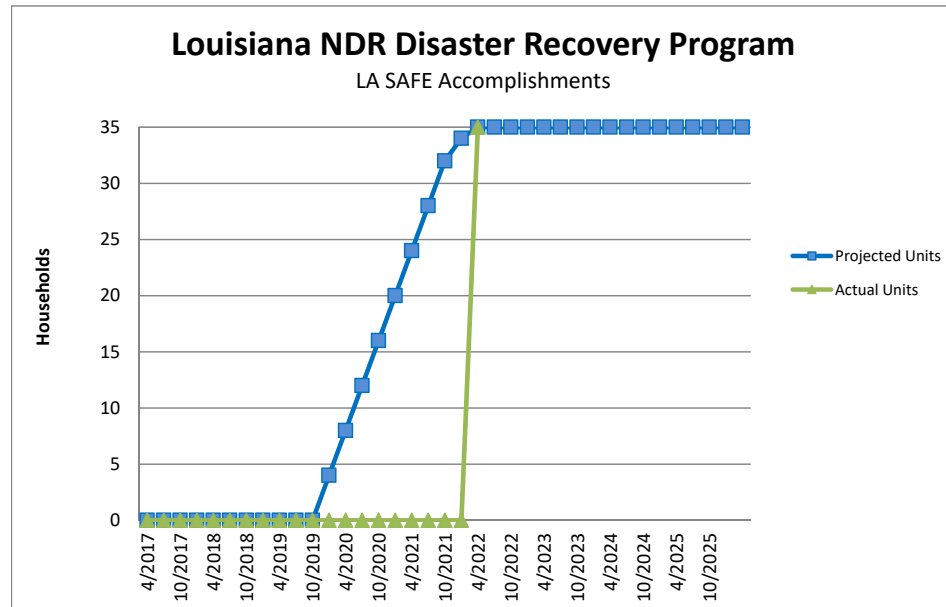


NDR PROJECTIONS BY PROGRAM

Affordable Rental Housing (Housing)	4/2017	7/2017	10/2017	1/2018	4/2018	7/2018	10/2018	1/2019	4/2019	7/2019	10/2019	1/2020	4/2020	7/2020	
Projected Units	0	0	0	0	0	0	0	0	0	0	0	4	8	12	16
# of Households (Quarterly Projection)	0	0	0	0	0	0	0	0	0	0	0	4	4	4	4
Actual Units	0	0	0	0	0	0	0	0	0	0	0	0	0	0	0
# of Households (Populated from QPR Reporting)	0	0	0	0	0	0	0	0	0	0	0	0	0	0	0

	10/2020	1/2021	4/2021	7/2021	10/2021	1/2022	4/2022	7/2022	10/2022	1/2023	4/2023	7/2023	10/2023	1/2024
Projected Units	20	24	28	32	34	35	35	35	35	35	35	35	35	35
# of Households (Quarterly Projection)	4	4	4	4	2	1	0	0	0	0	0	0	0	0
Actual Units	0	0	0	0	0	0	35	0	0	0	0	0	0	0
# of Households (Populated from QPR Reporting)	0	0	0	0	0	0	35	0	0	0	0	0	0	0

	4/2024	7/2024	10/2024	1/2025	4/2025	7/2025	10/2025	1/2026
Projected Units	35	35	35	35	35	35	35	35
# of Households (Quarterly Projection)	0	0	0	0	0	0	0	0
Actual Units	0	0	0	0	0	0	0	0
# of Households (Populated from QPR Reporting)	0	0	0	0	0	0	0	0

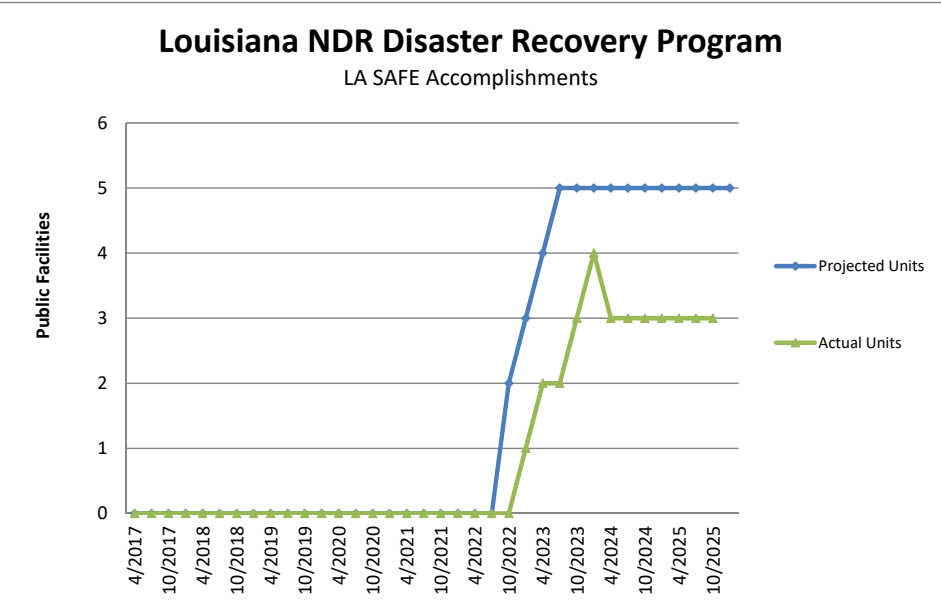


NDR PROJECTIONS BY PROGRAM

Rehabilitation, Reconstruction of Public Facilities (Non-Housing)	4/2017	7/2017	10/2017	1/2018	4/2018	7/2018	10/2018	1/2019	4/2019	7/2019	10/2019	1/2020	4/2020	7/2020
Projected Units	0	0	0	0	0	0	0	0	0	0	0	0	0	0
# of Public Facilities (Quarterly Projection)	0	0	0	0	0	0	0	0	0	0	0	0	0	0
Actual Units	0	0	0	0	0	0	0	0	0	0	0	0	0	0
# of Public Facilities (Populated from QPR Reporting)	0	0	0	0	0	0	0	0	0	0	0	0	0	0

	10/2020	1/2021	4/2021	7/2021	10/2021	1/2022	4/2022	7/2022	10/2022	1/2023	4/2023	7/2023	10/2023	1/2024
Projected Units	0	0	0	0	0	0	0	0	2	3	4	5	5	5
# of Public Facilities (Quarterly Projection)	0	0	0	0	0	0	0	0	2	1	1	1	0	0
Actual Units	0	0	0	0	0	0	0	0	0	1	2	2	3	4
# of Public Facilities (Populated from QPR Reporting)	0	0	0	0	0	0	0	0	0	1	1	0	1	1

	4/2024	7/2024	10/2024	1/2025	4/2025	7/2025	10/2025	1/2026
Projected Units	5	5	5	5	5	5	5	5
# of Households (Quarterly Projection)	0	0	0	0	0	0	0	0
Actual Units	3	3	3	3	3	3	3	3
# of Households (Populated from QPR Reporting)	-1	0	0	0	0	0	0	0

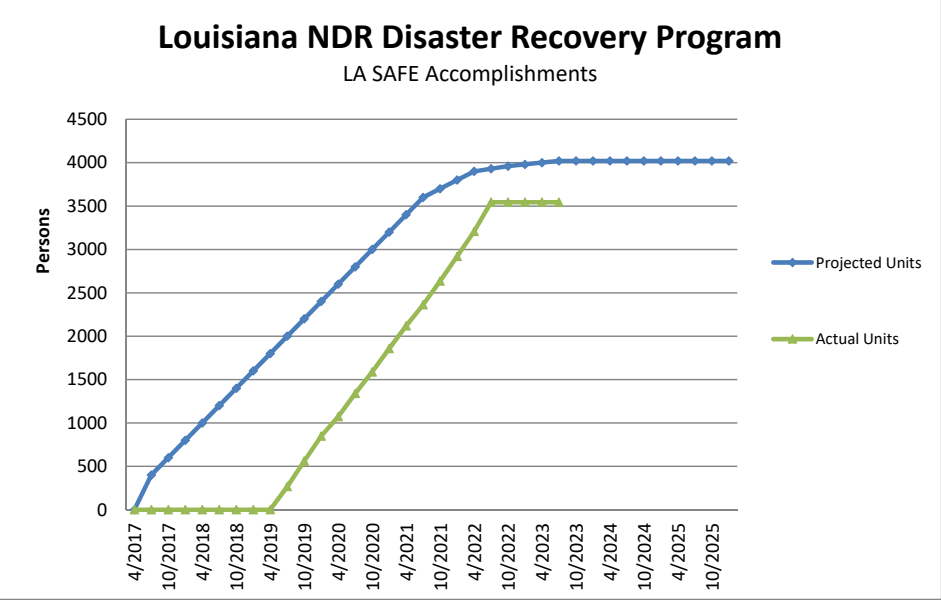


NDR PROJECTIONS BY PROGRAM

Public Services	4/2017	7/2017	10/2017	1/2018	4/2018	7/2018	10/2018	1/2019	4/2019	7/2019	10/2019	1/2020	4/2020	7/2020
Projected Units	0	400	600	800	1000	1200	1400	1600	1800	2000	2200	2400	2600	2800
# of Persons (Quarterly Projection)	200	200	200	200	200	200	200	200	200	200	200	200	200	200
Actual Units	0	0	0	0	0	0	0	0	0	267	561	849	1073	1340
# of Persons (Populated from QPR Reporting)	0	0	0	0	0	0	0	0	0	267	294	288	224	267

	10/2020	1/2021	4/2021	7/2021	10/2021	1/2022	4/2022	7/2022	10/2022	1/2023	4/2023	7/2023	10/2023	1/2024
Projected Units	3000	3200	3400	3600	3700	3800	3900	3930	3960	3980	4000	4020	4020	4020
# of Persons (Quarterly Projection)	200	200	200	200	100	100	100	30	30	20	20	20	0	0
Actual Units	1587	1856	2119	2363	2636	2919	3206	3544	3544	3544	3544	3544	0	0
# of Persons (Populated from QPR Reporting)	247	269	263	244	273	283	287	338	0	0	0	0	0	0

	4/2024	7/2024	10/2024	1/2025	4/2025	7/2025	10/2025	1/2026
Projected Units	4020	4020	4020	4020	4020	4020	4020	4020
# of Persons (Quarterly Projection)	0	0	0	0	0	0	0	0
Actual Units	0	0	0	0	0	0	0	0
# of Persons (Populated from QPR Reporting)	0	0	0	0	0	0	0	0

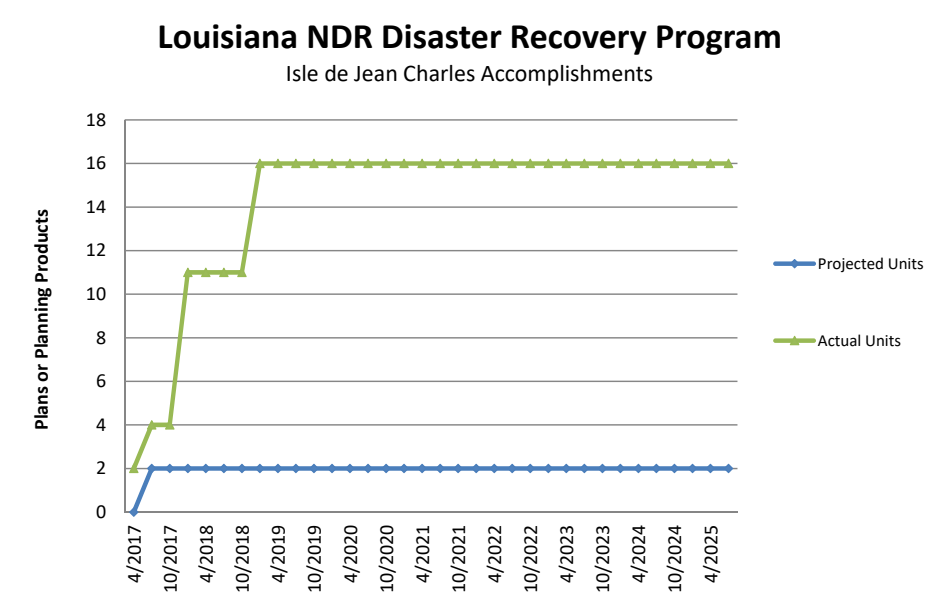


NDR PROJECTIONS BY PROGRAM

Planning	4/2017	7/2017	10/2017	1/2018	4/2018	7/2018	10/2018	1/2019	4/2019	7/2019	10/2019	1/2020	4/2020	7/2020
Projected Units	0	2	2	2	2	2	2	2	2	2	2	2	2	2
# of Plans or Planning Products (Quarterly Projection)	1	1	0	0	0	0	0	0	0	0	0	0	0	0
Actual Units	2	4	4	11	11	11	11	16	16	16	16	16	16	16
# of Plans or Planning Products (Populated from QPR Reporting)	2	2	0	7	0	0	0	5	0	0	0	0	0	0

	10/2020	1/2021	4/2021	7/2021	10/2021	1/2022	4/2022	7/2022	10/2022	1/2023	4/2023	7/2023	10/2023	1/2024
Projected Units	2	2	2	2	2	2	2	2	2	2	2	2	2	2
# of Plans or Planning Products (Quarterly Projection)	0	0	0	0	0	0	0	0	0	0	0	0	0	0
Actual Units	16	16	16	16	16	16	16	16	16	16	16	16	16	16
# of Plans or Planning Products (Populated from QPR Reporting)	0	0	0	0	0	0	0	0	0	0	0	0	0	0

	4/2024	7/2024	10/2024	1/2025	4/2025	7/2025	10/2025	1/2026
Projected Units	2	2	2	2	2	2	2	2
# of Community Engagements/Meetings (Quarterly Projection)	0	0	0	0	0	0	0	0
Actual Units	16	16	16	16	16	16	16	16
# of Community Engagements/Meetings (Populated from QPR Reporting)	0	0	0	0	0	0	0	0



NDR PROJECTIONS BY PROGRAM

Planning	4/2017	7/2017	10/2017	1/2018	4/2018	7/2018	10/2018	1/2019	4/2019	7/2019	10/2019	1/2020	4/2020	7/2020
Projected Units	7	13	19	24	29	34	37	37	37	37	37	37	37	37
# of Community Engagements/Meetings (Quarterly Projection)	7	6	6	5	5	5	3	0	0	0	0	0	0	0
Actual Units	37	45	83	100	107	111	114	119	119	119	119	119	119	119
# of Community Engagements/Meetings (Populated from QPR Reporting)	37	8	38	17	7	4	3	5	0	0	0	0	0	0

	10/2020	1/2021	4/2021	7/2021	10/2021	1/2022	4/2022	7/2022	10/2022	1/2023	4/2023	7/2023	10/2023	1/2024
Projected Units	37	37	37	37	37	37	37	37	37	0	0	0	0	0
# of Community Engagements/Meetings (Quarterly Projection)	0	0	0	0	0	0	0	0	0	0	0	0	0	0
Actual Units	119	119	119	119	119	119	119	119	119	0	0	0	0	0
# of Community Engagements/Meetings (Populated from QPR Reporting)	0	0	0	0	0	0	0	0	0	0	0	0	0	0

	4/2024	7/2024	10/2024	1/2025	4/2025	7/2025	10/2025	1/2026
Projected Units	0	0	0	0	0	0	0	0
# of Community Engagements/Meetings (Quarterly Projection)	0	0	0	0	0	0	0	0
Actual Units	0	0	0	0	0	0	0	0
# of Community Engagements/Meetings (Populated from QPR Reporting)	0	0	0	0	0	0	0	0

