

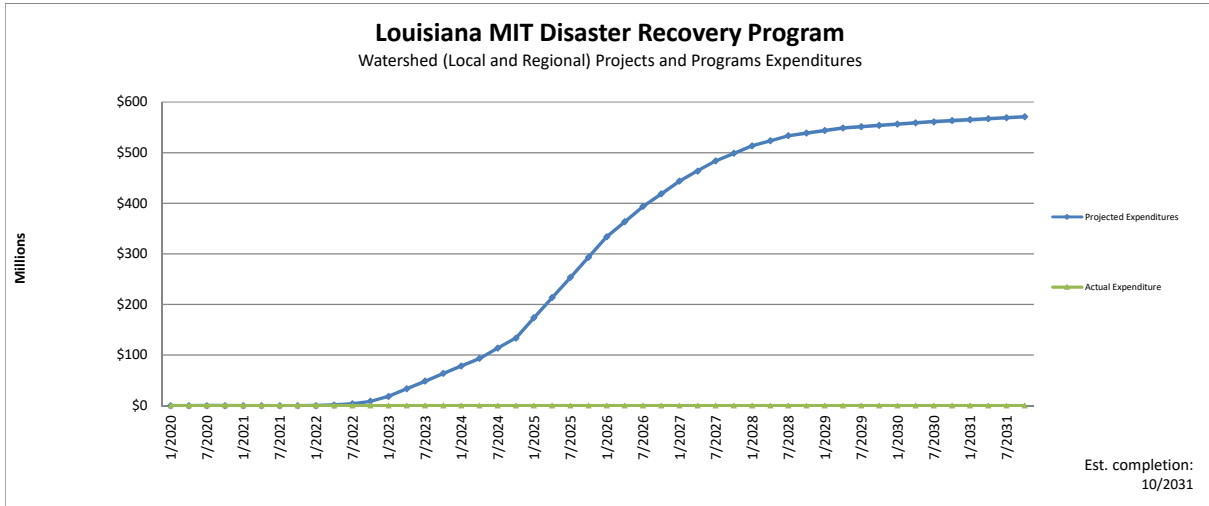
MIT FINANCIAL PROJECTIONS

8/19/2022

Watershed (Local and Regional) Projects and Prog	1/2020	4/2020	7/2020	10/2020	1/2021	4/2021	7/2021	10/2021	1/2022	4/2022	7/2022	10/2022	1/2023	4/2023	7/2023	10/2023
Projected Expenditures	\$0	\$0	\$0	\$0	\$0	\$0	\$0	\$0	\$0	\$1,000,000	\$3,500,000	\$8,500,000	\$18,500,000	\$33,500,000	\$48,500,000	\$63,500,000
Quarterly Projection	\$0	\$0	\$0	\$0	\$0	\$0	\$0	\$0	\$0	\$1,000,000	\$2,500,000	\$5,000,000	\$10,000,000	\$15,000,000	\$15,000,000	\$15,000,000
Actual Expenditure	\$0	\$0	\$0	\$0	\$0	\$0	\$0	\$0	\$0	\$0	\$0	\$0	\$0	\$0	\$0	\$0
Actual Quarterly Expend (from QPRs)	\$0	\$0	\$0	\$0	\$0	\$0	\$0	\$0	\$0	\$0	\$0	\$0	\$0	\$0	\$0	\$0

	1/2024	4/2024	7/2024	10/2024	1/2025	4/2025	7/2025	10/2025	1/2026	4/2026	7/2026	10/2026	1/2027	4/2027	7/2027	10/2027
Projected Expenditures	\$78,500,000	\$93,500,000	\$113,500,000	\$133,500,000	\$173,500,000	\$213,500,000	\$253,500,000	\$293,500,000	\$333,500,000	\$363,500,000	\$393,500,000	\$418,500,000	\$443,500,000	\$463,500,000	\$483,500,000	\$498,500,000
Quarterly Projection	\$15,000,000	\$15,000,000	\$20,000,000	\$20,000,000	\$40,000,000	\$40,000,000	\$40,000,000	\$40,000,000	\$40,000,000	\$30,000,000	\$30,000,000	\$25,000,000	\$25,000,000	\$20,000,000	\$20,000,000	\$15,000,000
Actual Expenditure	\$0	\$0	\$0	\$0	\$0	\$0	\$0	\$0	\$0	\$0	\$0	\$0	\$0	\$0	\$0	\$0
Actual Quarterly Expend (from QPRs)	\$0	\$0	\$0	\$0	\$0	\$0	\$0	\$0	\$0	\$0	\$0	\$0	\$0	\$0	\$0	\$0

	1/2028	4/2028	7/2028	10/2028	1/2029	4/2029	7/2029	10/2029	1/2030	4/2030	7/2030	10/2030	1/2031	4/2031	7/2031	10/2031
Projected Expenditures	\$513,500,000	\$523,500,000	\$533,500,000	\$538,500,000	\$543,500,000	\$548,500,000	\$551,000,000	\$553,500,000	\$556,000,000	\$558,500,000	\$561,000,000	\$563,000,000	\$565,000,000	\$567,000,000	\$569,000,000	\$570,666,243
Quarterly Projection	\$15,000,000	\$10,000,000	\$10,000,000	\$5,000,000	\$5,000,000	\$5,000,000	\$2,500,000	\$2,500,000	\$2,500,000	\$2,500,000	\$2,500,000	\$2,000,000	\$2,000,000	\$2,000,000	\$2,000,000	\$1,666,243
Actual Expenditure	\$0	\$0	\$0	\$0	\$0	\$0	\$0	\$0	\$0	\$0	\$0	\$0	\$0	\$0	\$0	\$0
Actual Quarterly Expend (from QPRs)	\$0	\$0	\$0	\$0	\$0	\$0	\$0	\$0	\$0	\$0	\$0	\$0	\$0	\$0	\$0	\$0

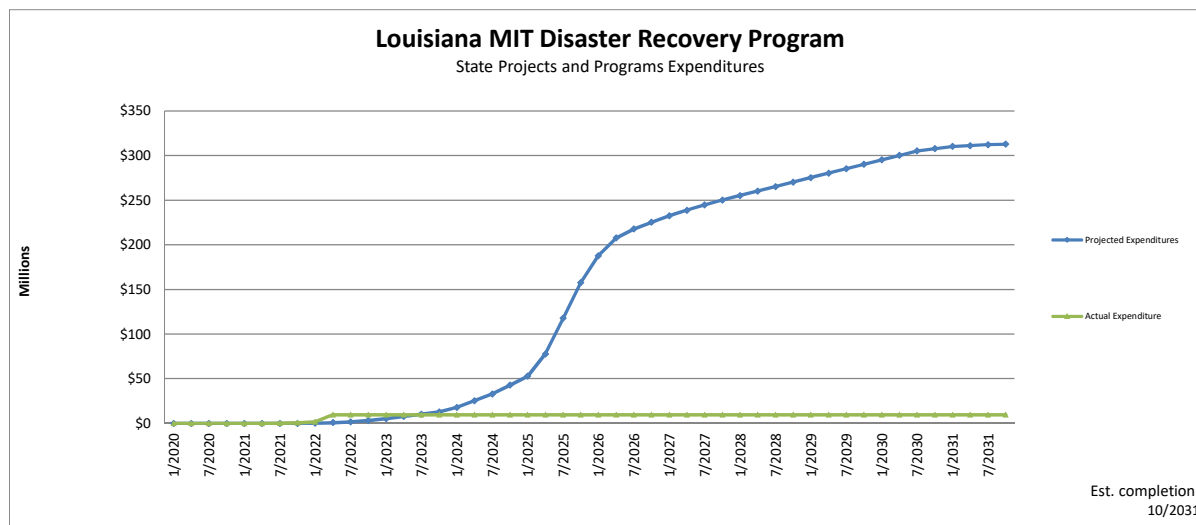


MIT FINANCIAL PROJECTIONS

State Projects and Programs	1/2020	4/2020	7/2020	10/2020	1/2021	4/2021	7/2021	10/2021	1/2022	4/2022	7/2022	10/2022	1/2023	4/2023	7/2023	10/2023
Projected Expenditures	\$0	\$0	\$0	\$0	\$0	\$0	\$0	\$0	\$250,000	\$750,000	\$1,750,000	\$3,250,000	\$5,250,000	\$7,750,000	\$10,250,000	\$12,750,000
Quarterly Projection	\$0	\$0	\$0	\$0	\$0	\$0	\$0	\$0	\$250,000	\$500,000	\$1,000,000	\$1,500,000	\$2,000,000	\$2,500,000	\$2,500,000	\$2,500,000
Actual Expenditure	\$0	\$0	\$0	\$0	\$0	\$17,690	\$179,169	\$492,852	\$1,656,809	\$9,625,158	\$9,625,158	\$9,625,158	\$9,625,158	\$9,625,158	\$9,625,158	\$9,625,158
Actual Quarterly Expend (from QPRs)	\$0	\$0	\$0	\$0	\$0	\$17,690	\$161,479	\$313,683	1163957.3	7968348.4	0	0	0	0	0	0

	1/2024	4/2024	7/2024	10/2024	1/2025	4/2025	7/2025	10/2025	1/2026	4/2026	7/2026	10/2026	1/2027	4/2027	7/2027	10/2027
Projected Expenditures	\$17,750,000	\$25,250,000	\$32,750,000	\$42,750,000	\$52,750,000	\$77,750,000	\$117,750,000	\$157,750,000	\$187,750,000	\$207,750,000	\$217,750,000	\$225,250,000	\$232,750,000	\$238,750,000	\$244,750,000	\$250,250,000
Quarterly Projection	\$5,000,000	\$7,500,000	\$7,500,000	\$10,000,000	\$10,000,000	\$25,000,000	\$40,000,000	\$40,000,000	\$30,000,000	\$20,000,000	\$10,000,000	\$7,500,000	\$7,500,000	\$6,000,000	\$6,000,000	\$5,500,000
Actual Expenditure	\$9,625,158	\$9,625,158	\$9,625,158	\$9,625,158	\$9,625,158	\$9,625,158	\$9,625,158	\$9,625,158	\$9,625,158	\$9,625,158	\$9,625,158	\$9,625,158	\$9,625,158	\$9,625,158	\$9,625,158	\$9,625,158
Actual Quarterly Expend (from QPRs)	\$0	\$0	\$0	\$0	\$0	\$0	\$0	\$0	\$0	\$0	\$0	\$0	\$0	\$0	\$0	\$0

	1/2028	4/2028	7/2028	10/2028	1/2029	4/2029	7/2029	10/2029	1/2030	4/2030	7/2030	10/2030	1/2031	4/2031	7/2031	10/2031
Projected Expenditures	\$255,257,590	\$260,257,590	\$265,257,590	\$270,257,590	\$275,257,590	\$280,257,590	\$285,257,590	\$290,257,590	\$295,257,590	\$300,257,590	\$305,257,590	\$307,757,590	\$310,257,590	\$311,257,590	\$312,257,590	\$312,757,590
Quarterly Projection	\$5,007,590	\$5,000,000	\$5,000,000	\$5,000,000	\$5,000,000	\$5,000,000	\$5,000,000	\$5,000,000	\$5,000,000	\$5,000,000	\$5,000,000	\$2,500,000	\$2,500,000	\$1,000,000	\$1,000,000	\$500,000
Actual Expenditure	\$9,625,158	\$9,625,158	\$9,625,158	\$9,625,158	\$9,625,158	\$9,625,158	\$9,625,158	\$9,625,158	\$9,625,158	\$9,625,158	\$9,625,158	\$9,625,158	\$9,625,158	\$9,625,158	\$9,625,158	\$9,625,158
Actual Quarterly Expend (from QPRs)	\$0	\$0	\$0	\$0	\$0	\$0	\$0	\$0	\$0	\$0	\$0	\$0	\$0	\$0	\$0	\$0

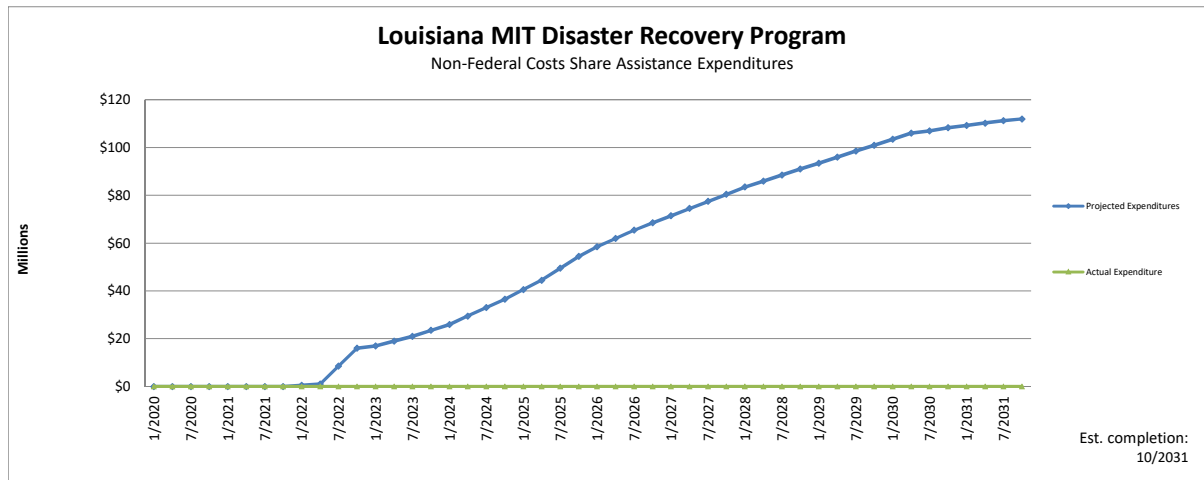


MIT FINANCIAL PROJECTIONS

Non-Federal Cost Share Assistance	1/2020	4/2020	7/2020	10/2020	1/2021	4/2021	7/2021	10/2021	1/2022	4/2022	7/2022	10/2022	1/2023	4/2023	7/2023	10/2023
Projected Expenditures	\$0	\$0	\$0	\$0	\$0	\$0	\$0	\$0	\$500,000	\$1,000,000	\$8,500,000	\$16,000,000	\$17,000,000	\$19,000,000	\$21,000,000	\$23,500,000
Quarterly Projection	\$0	\$0	\$0	\$0	\$0	\$0	\$0	\$0	\$500,000	\$500,000	\$7,500,000	\$7,500,000	\$1,000,000	\$2,000,000	\$2,000,000	\$2,500,000
Actual Expenditure	\$0	\$0	\$0	\$0	\$0	\$0	\$0	\$0	\$0	\$0	\$0	\$0	\$0	\$0	\$0	\$0
Actual Quarterly Expend (from QPRs)	\$0	\$0	\$0	\$0	\$0	\$0	\$0	\$0	\$0	\$0	\$0	\$0	\$0	\$0	\$0	\$0

	1/2024	4/2024	7/2024	10/2024	1/2025	4/2025	7/2025	10/2025	1/2026	4/2026	7/2026	10/2026	1/2027	4/2027	7/2027	10/2027
Projected Expenditures	\$26,000,000	\$29,500,000	\$33,000,000	\$36,500,000	\$40,500,000	\$44,500,000	\$49,500,000	\$54,500,000	\$58,500,000	\$62,000,000	\$65,500,000	\$68,500,000	\$71,500,000	\$74,500,000	\$77,500,000	\$80,500,000
Quarterly Projection	\$2,500,000	\$3,500,000	\$3,500,000	\$3,500,000	\$4,000,000	\$4,000,000	\$5,000,000	\$5,000,000	\$4,000,000	\$3,500,000	\$3,500,000	\$3,000,000	\$3,000,000	\$3,000,000	\$3,000,000	\$3,000,000
Actual Expenditure	\$0	\$0	\$0	\$0	\$0	\$0	\$0	\$0	\$0	\$0	\$0	\$0	\$0	\$0	\$0	\$0
Actual Quarterly Expend (from QPRs)	\$0	\$0	\$0	\$0	\$0	\$0	\$0	\$0	\$0	\$0	\$0	\$0	\$0	\$0	\$0	\$0

	1/2028	4/2028	7/2028	10/2028	1/2029	4/2029	7/2029	10/2029	1/2030	4/2030	7/2030	10/2030	1/2031	4/2031	7/2031	10/2031
Projected Expenditures	\$83,500,000	\$86,000,000	\$88,500,000	\$91,000,000	\$93,500,000	\$96,000,000	\$98,500,000	\$101,000,000	\$103,500,000	\$106,000,000	\$107,000,000	\$108,250,000	\$109,250,000	\$110,250,000	\$111,250,000	\$111,988,107
Quarterly Projection	\$3,000,000	\$2,500,000	\$2,500,000	\$2,500,000	\$2,500,000	\$2,500,000	\$2,500,000	\$2,500,000	\$2,500,000	\$2,500,000	\$1,000,000	\$1,250,000	\$1,000,000	\$1,000,000	\$1,000,000	\$738,107
Actual Expenditure	\$0	\$0	\$0	\$0	\$0	\$0	\$0	\$0	\$0	\$0	\$0	\$0	\$0	\$0	\$0	\$0
Actual Quarterly Expend (from QPRs)	\$0	\$0	\$0	\$0	\$0	\$0	\$0	\$0	\$0	\$0	\$0	\$0	\$0	\$0	\$0	\$0

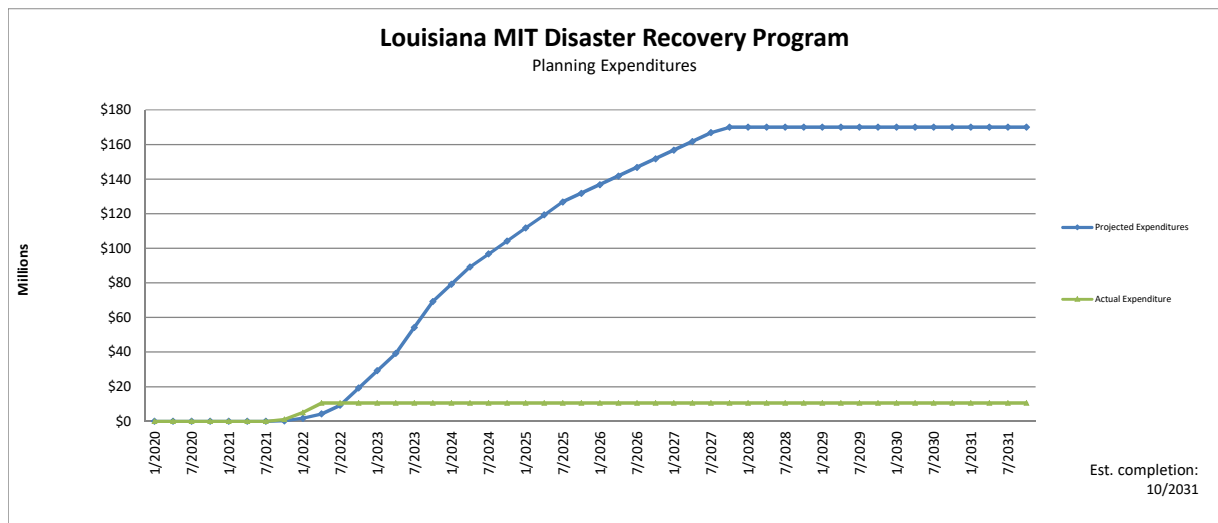


MIT FINANCIAL PROJECTIONS

Planning	1/2020	4/2020	7/2020	10/2020	1/2021	4/2021	7/2021	10/2021	1/2022	4/2022	7/2022	10/2022	1/2023	4/2023	7/2023	10/2023
Projected Expenditures	\$0	\$0	\$0	\$0	\$0	\$0	\$0	\$250,000	\$1,750,000	\$4,250,000	\$9,250,000	\$19,250,000	\$29,250,000	\$39,250,000	\$54,250,000	\$69,250,000
Quarterly Projection	\$0	\$0	\$0	\$0	\$0	\$0	\$0	\$250,000	\$1,500,000	\$2,500,000	\$5,000,000	\$10,000,000	\$10,000,000	\$10,000,000	\$15,000,000	\$15,000,000
Actual Expenditure	\$0	\$0	\$0	\$0	\$0	\$0	\$0	\$1,150,444	\$5,052,516	\$10,543,314	\$10,543,314	\$10,543,314	\$10,543,314	\$10,543,314	\$10,543,314	\$10,543,314
Actual Quarterly Expend (from QPRs)	\$0	\$0	\$0	\$0	\$0	\$0	\$0	\$1,150,444	\$3,902,072	\$5,490,798	\$0	\$0	\$0	\$0	\$0	\$0

	1/2024	4/2024	7/2024	10/2024	1/2025	4/2025	7/2025	10/2025	1/2026	4/2026	7/2026	10/2026	1/2027	4/2027	7/2027	10/2027
Projected Expenditures	\$79,250,000	\$89,250,000	\$96,750,000	\$104,250,000	\$111,750,000	\$119,250,000	\$126,750,000	\$131,750,000	\$136,750,000	\$141,750,000	\$146,750,000	\$151,750,000	\$156,750,000	\$161,750,000	\$166,750,000	\$169,948,380
Quarterly Projection	\$10,000,000	\$10,000,000	\$7,500,000	\$7,500,000	\$7,500,000	\$7,500,000	\$7,500,000	\$5,000,000	\$5,000,000	\$5,000,000	\$5,000,000	\$5,000,000	\$5,000,000	\$5,000,000	\$5,000,000	\$3,198,380
Actual Expenditure	\$10,543,314	\$10,543,314	\$10,543,314	\$10,543,314	\$10,543,314	\$10,543,314	\$10,543,314	\$10,543,314	\$10,543,314	\$10,543,314	\$10,543,314	\$10,543,314	\$10,543,314	\$10,543,314	\$10,543,314	\$10,543,314
Actual Quarterly Expend (from QPRs)	\$0	\$0	\$0	\$0	\$0	\$0	\$0	\$0	\$0	\$0	\$0	\$0	\$0	\$0	\$0	\$0

	1/2028	4/2028	7/2028	10/2028	1/2029	4/2029	7/2029	10/2029	1/2030	4/2030	7/2030	10/2030	1/2031	4/2031	7/2031	10/2031
Projected Expenditures	\$169,948,380	\$169,948,380	\$169,948,380	\$169,948,380	\$169,948,380	\$169,948,380	\$169,948,380	\$169,948,380	\$169,948,380	\$169,948,380	\$169,948,380	\$169,948,380	\$169,948,380	\$169,948,380	\$169,948,380	\$169,948,380
Quarterly Projection	\$0	\$0	\$0	\$0	\$0	\$0	\$0	\$0	\$0	\$0	\$0	\$0	\$0	\$0	\$0	\$0
Actual Expenditure	\$10,543,314	\$10,543,314	\$10,543,314	\$10,543,314	\$10,543,314	\$10,543,314	\$10,543,314	\$10,543,314	\$10,543,314	\$10,543,314	\$10,543,314	\$10,543,314	\$10,543,314	\$10,543,314	\$10,543,314	\$10,543,314
Actual Quarterly Expend (from QPRs)	\$0	\$0	\$0	\$0	\$0	\$0	\$0	\$0	\$0	\$0	\$0	\$0	\$0	\$0	\$0	\$0

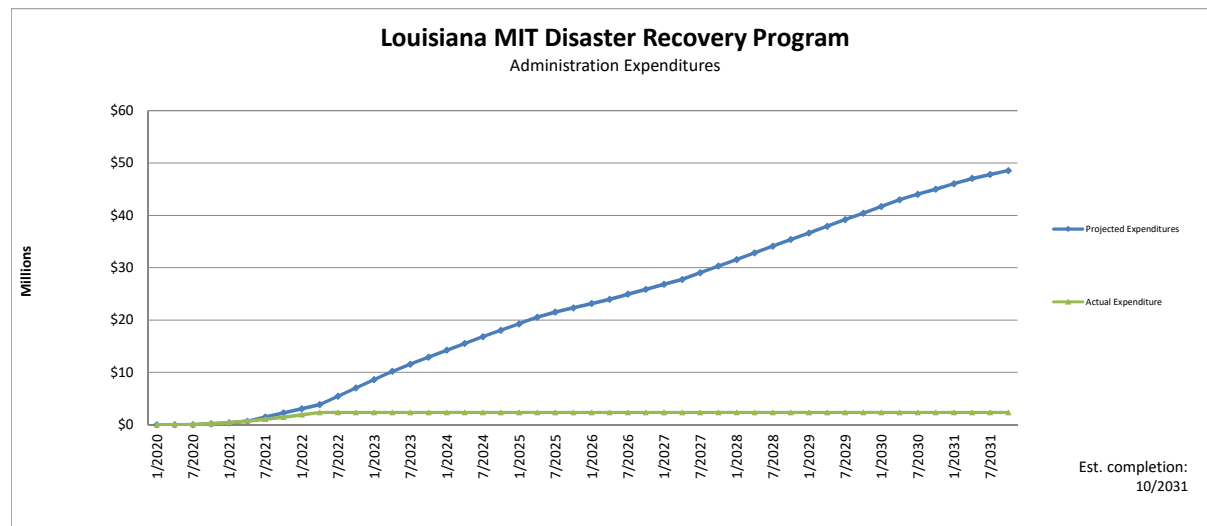


MIT FINANCIAL PROJECTIONS

Administration	1/2020	4/2020	7/2020	10/2020	1/2021	4/2021	7/2021	10/2021	1/2022	4/2022	7/2022	10/2022	1/2023	4/2023	7/2023	10/2023
Projected Expenditures	\$0	\$0	\$0	\$150,000	\$350,000	\$650,000	\$1,449,218	\$2,248,436	\$3,047,654	\$3,846,872	\$5,427,677	\$7,008,482	\$8,589,287	\$10,170,092	\$11,513,303	\$12,856,513
Quarterly Projection	\$0	\$0	\$0	\$150,000	\$200,000	\$300,000	\$799,218	\$799,218	\$799,218	\$799,218	\$1,580,805	\$1,580,805	\$1,580,805	\$1,580,805	\$1,343,211	\$1,343,211
Actual Expenditure	\$0	\$0	\$0	\$164,960	\$386,730	\$713,693	\$1,034,026	\$1,384,579	\$1,881,682	\$2,336,405	\$2,336,405	\$2,336,405	\$2,336,405	\$2,336,405	\$2,336,405	\$2,336,405
Actual Quarterly Expend (from QPRs)	\$0	\$0	\$0	\$164,960	\$221,770	\$326,964	\$320,333	\$350,553	\$497,103	\$454,723	\$0	\$0	\$0	\$0	\$0	\$0

	1/2024	4/2024	7/2024	10/2024	1/2025	4/2025	7/2025	10/2025	1/2026	4/2026	7/2026	10/2026	1/2027	4/2027	7/2027	10/2027
Projected Expenditures	\$14,199,724	\$15,542,934	\$16,786,176	\$18,029,418	\$19,272,659	\$20,515,901	\$21,499,803	\$22,324,327	\$23,148,851	\$23,973,374	\$24,916,431	\$25,859,487	\$26,802,543	\$27,745,599	\$29,013,664	\$30,281,728
Quarterly Projection	\$1,343,211	\$1,343,211	\$1,243,242	\$1,243,242	\$1,243,242	\$1,243,242	\$983,902	\$824,524	\$824,524	\$824,524	\$943,056	\$943,056	\$943,056	\$943,056	\$1,268,064	\$1,268,064
Actual Expenditure	\$2,336,405	\$2,336,405	\$2,336,405	\$2,336,405	\$2,336,405	\$2,336,405	\$2,336,405	\$2,336,405	\$2,336,405	\$2,336,405	\$2,336,405	\$2,336,405	\$2,336,405	\$2,336,405	\$2,336,405	\$2,336,405
Actual Quarterly Expend (from QPRs)	\$0	\$0	\$0	\$0	\$0	\$0	\$0	\$0	\$0	\$0	\$0	\$0	\$0	\$0	\$0	\$0

	1/2028	4/2028	7/2028	10/2028	1/2029	4/2029	7/2029	10/2029	1/2030	4/2030	7/2030	10/2030	1/2031	4/2031	7/2031	10/2031
Projected Expenditures	\$31,549,792	\$32,817,856	\$34,085,892	\$35,353,927	\$36,621,963	\$37,889,998	\$39,158,043	\$40,426,088	\$41,694,133	\$42,962,178	\$43,980,258	\$44,998,338	\$46,016,418	\$47,034,498	\$47,795,589	\$48,556,680
Quarterly Projection	\$1,268,064	\$1,268,064	\$1,268,036	\$1,268,036	\$1,268,036	\$1,268,036	\$1,268,045	\$1,268,045	\$1,268,045	\$1,268,045	\$1,018,080	\$1,018,080	\$1,018,080	\$1,018,080	\$761,091	\$761,091
Actual Expenditure	\$2,336,405	\$2,336,405	\$2,336,405	\$2,336,405	\$2,336,405	\$2,336,405	\$2,336,405	\$2,336,405	\$2,336,405	\$2,336,405	\$2,336,405	\$2,336,405	\$2,336,405	\$2,336,405	\$2,336,405	\$2,336,405
Actual Quarterly Expend (from QPRs)	\$0	\$0	\$0	\$0	\$0	\$0	\$0	\$0	\$0	\$0	\$0	\$0	\$0	\$0	\$0	\$0



MIT FINANCIAL PROJECTIONS

Total	1/2020	4/2020	7/2020	10/2020	1/2021	4/2021	7/2021	10/2021	1/2022	4/2022	7/2022	10/2022	1/2023	4/2023	7/2023	10/2023
Projected Expenditures	\$0	\$0	\$0	\$150,000	\$350,000	\$650,000	\$1,449,218	\$2,498,436	\$5,547,654	\$10,846,872	\$28,427,677	\$54,008,482	\$78,589,287	\$109,670,092	\$145,513,303	\$181,856,513
Quarterly Projection	\$0	\$0	\$0	\$150,000	\$200,000	\$300,000	\$799,218	\$1,049,218	\$3,049,218	\$5,299,218	\$17,580,805	\$25,580,805	\$24,580,805	\$31,080,805	\$35,843,211	\$36,343,211
Actual Expenditure	\$0	\$0	\$0	\$164,960	\$386,730	\$731,383	\$1,213,196	\$3,027,874	\$8,591,007	\$22,504,877	\$22,504,877	\$22,504,877	\$22,504,877	\$22,504,877	\$22,504,877	\$22,504,877
Actual Quarterly Expend (from QPRs)	\$0	\$0	\$0	\$164,960	\$221,770	\$344,654	\$481,813	\$1,814,679	\$5,563,133	\$13,913,870	\$0	\$0	\$0	\$0	\$0	\$0

	1/2024	4/2024	7/2024	10/2024	1/2025	4/2025	7/2025	10/2025	1/2026	4/2026	7/2026	10/2026	1/2027	4/2027	7/2027	10/2027
Projected Expenditures	\$215,699,724	\$253,042,934	\$292,786,176	\$335,029,418	\$397,772,659	\$475,515,901	\$568,999,803	\$659,824,327	\$739,648,851	\$798,973,374	\$848,416,431	\$889,859,487	\$931,302,543	\$966,245,599	\$1,001,513,664	\$1,029,480,108
Quarterly Projection	\$33,843,211	\$37,343,211	\$39,743,242	\$42,243,242	\$62,743,242	\$77,743,242	\$93,483,902	\$90,824,524	\$79,824,524	\$59,324,524	\$49,443,056	\$41,443,056	\$41,443,056	\$34,943,056	\$35,268,064	\$27,966,444
Actual Expenditure	\$22,504,877	\$22,504,877	\$22,504,877	\$22,504,877	\$22,504,877	\$22,504,877	\$22,504,877	\$22,504,877	\$22,504,877	\$22,504,877	\$22,504,877	\$22,504,877	\$22,504,877	\$22,504,877	\$22,504,877	\$22,504,877
Actual Quarterly Expend (from QPRs)	\$0	\$0	\$0	\$0	\$0	\$0	\$0	\$0	\$0	\$0	\$0	\$0	\$0	\$0	\$0	\$0
					100.0%			100.0%								

	1/2028	4/2028	7/2028	10/2028	1/2029	4/2029	7/2029	10/2029	1/2030	4/2030	7/2030	10/2030	1/2031	4/2031	7/2031	10/2031
Projected Expenditures	\$1,053,755,762	\$1,072,523,826	\$1,091,291,862	\$1,105,059,897	\$1,118,827,933	\$1,132,595,968	\$1,143,864,013	\$1,155,132,058	\$1,166,400,103	\$1,177,668,148	\$1,187,186,228	\$1,193,954,308	\$1,200,472,388	\$1,205,490,468	\$1,210,251,559	\$1,213,917,000
Quarterly Projection	\$24,275,654	\$18,768,064	\$18,768,036	\$13,768,036	\$13,768,036	\$13,768,036	\$11,268,045	\$11,268,045	\$11,268,045	\$11,268,045	\$9,518,080	\$6,768,080	\$6,518,080	\$5,018,080	\$4,761,091	\$3,665,441
Actual Expenditure	\$22,504,877	\$22,504,877	\$22,504,877	\$22,504,877	\$22,504,877	\$22,504,877	\$22,504,877	\$22,504,877	\$22,504,877	\$22,504,877	\$22,504,877	\$22,504,877	\$22,504,877	\$22,504,877	\$22,504,877	\$22,504,877
Actual Quarterly Expend (from QPRs)	\$0	\$0	\$0	\$0	\$0	\$0	\$0	\$0	\$0	\$0	\$0	\$0	\$0	\$0	\$0	\$0

